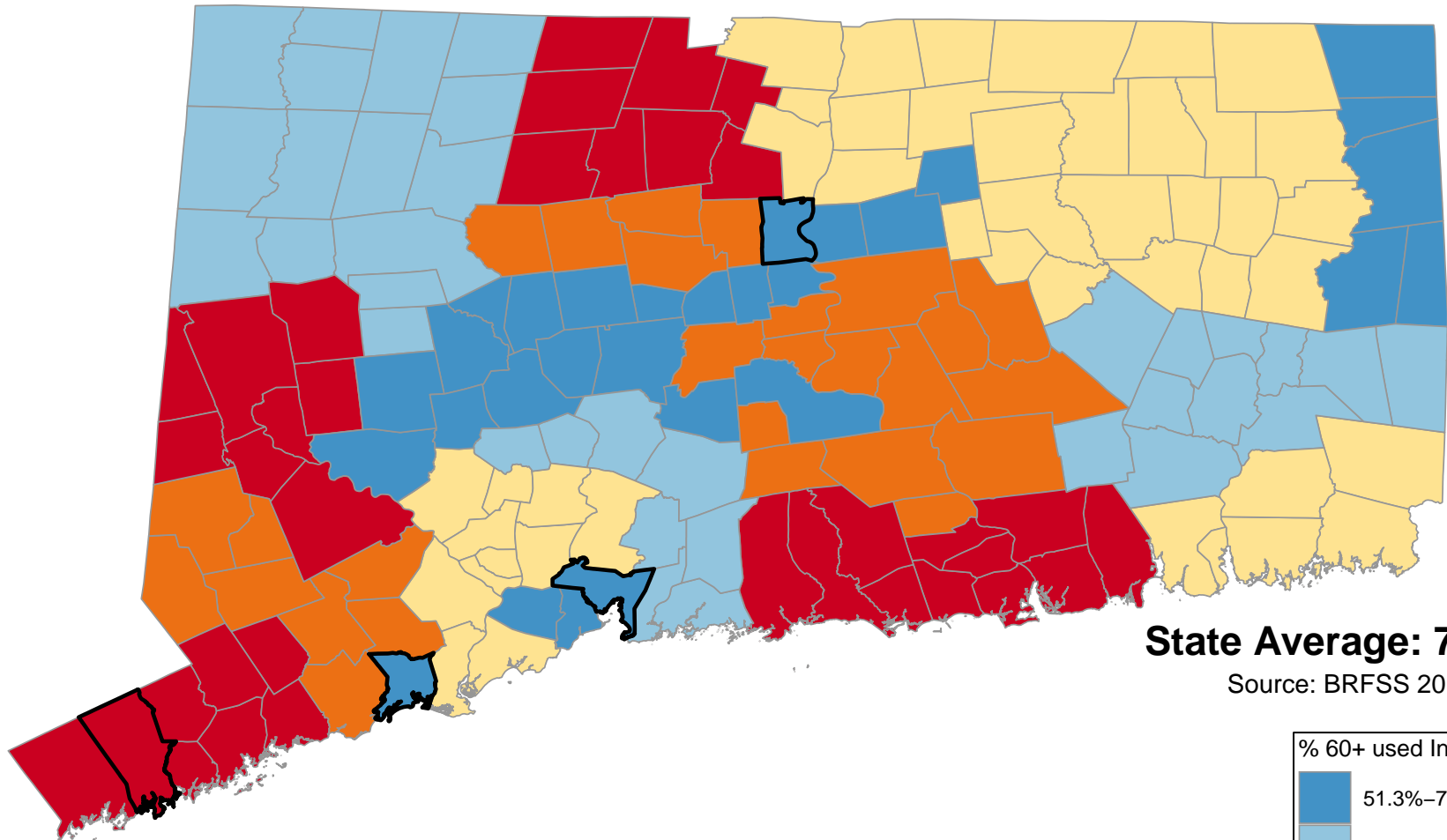
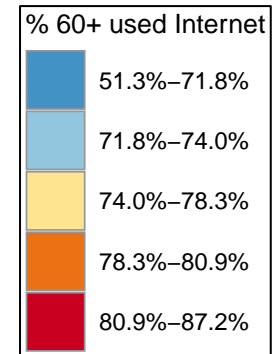


# Percentage of Persons Age 60+ Years who Used Internet in Last Month

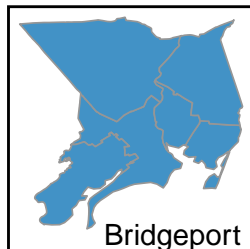


**State Average: 75.1%**

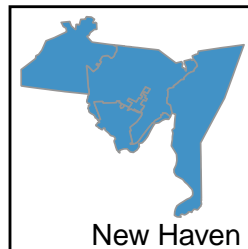
Source: BRFSS 2015–2017



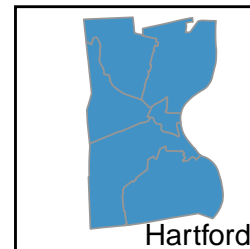
Stamford



Bridgeport



New Haven



Hartford

Questions or ideas?  
Beth.Dugan@umb.edu  
12/2020

## % 60+ Who Used Internet in Last Month

Andover	78.33%	Durham	78.91%	Lyme	84.18%	Pomfret	77.87%	Warren	72.74%
Ansonia	74.04%	East Granby	82.95%	Madison	87.06%	Portland	78.91%	Washington	85.48%
Ashford	77.87%	East Haddam	78.91%	Manchester	67.75%	Preston	73.34%	Waterbury	63.08%
Avon	80.86%	East Hampton	78.91%	Mansfield	78.33%	Prospect	73.16%	Waterford	75.82%
Barkhamsted	82.95%	East Hartford	67.75%	Marlborough	78.91%	Putnam	68.10%	Watertown	68.88%
Beacon Falls	77.34%	East Haven	73.87%	Meriden	71.15%	Redding	79.36%	West Hartford	80.86%
Berlin	78.68%	East Lyme	84.18%	Middlebury	63.08%	Ridgefield	80.11%	West Haven	71.80%
Bethany	77.34%	East Windsor	74.54%	Middlefield	78.91%	Rocky Hill	78.68%	Westbrook	84.18%
Bethel	80.11%	Eastford	77.87%	Middletown	71.15%	Roxbury	85.48%	Weston	85.25%
Bethlehem	72.74%	Easton	79.36%	Milford	76.07%	Salem	73.34%	Westport	85.25%
Bloomfield	82.95%	Ellington	77.87%	Monroe	79.36%	Salisbury	72.74%	Wethersfield	66.91%
Bolton	78.33%	Enfield	74.54%	Montville	73.34%	Scotland	78.33%	Willington	77.87%
Bozrah	73.34%	Essex	84.18%	Morris	72.74%	Seymour	74.04%	Wilton	85.25%
Branford	73.87%	Fairfield	79.36%	Naugatuck	73.16%	Sharon	72.74%	Winchester	72.74%
Bridgeport	51.42%	Farmington	80.86%	New Britain	66.91%	Shelton	74.04%	Windham	78.33%
Bridgewater	85.48%	Franklin	73.34%	New Canaan	85.25%	Sherman	85.48%	Windsor	74.54%
Bristol	68.88%	Glastonbury	78.68%	New Fairfield	85.48%	Simsbury	82.95%	Windsor Locks	74.54%
Brookfield	85.48%	Goshen	72.74%	New Hartford	82.95%	Somers	77.87%	Wolcott	71.66%
Brooklyn	78.33%	Granby	82.95%	New Haven	59.37%	South Windsor	74.54%	Woodbridge	77.34%
Burlington	80.86%	Greenwich	80.94%	New London	75.82%	Southbury	63.08%	Woodbury	63.08%
Canaan	72.74%	Griswold	73.34%	New Milford	85.48%	Southington	71.66%	Woodstock	77.87%
Canterbury	78.33%	Groton	75.82%	Newington	66.91%	Sprague	73.34%	<b>Neighborhoods</b>	
Canton	82.95%	Guilford	87.06%	Newtown	85.48%	Stafford	77.87%	Bridgeport Area1	51.42%
Chaplin	78.33%	Haddam	78.91%	Norfolk	72.74%	Stamford	80.94%	Bridgeport Area2	51.42%
Cheshire	73.16%	Hamden	77.34%	North Branford	73.87%	Sterling	68.10%	Bridgeport Area3	51.42%
Chester	78.91%	Hampton	78.33%	North Canaan	72.74%	Stonington	75.82%	Hartford Area1	55.29%
Clinton	87.06%	Hartford	55.29%	North Haven	73.87%	Stratford	76.07%	Hartford Area2	55.29%
Colchester	78.91%	Hartland	82.95%	North Stonington	75.82%	Suffield	74.54%	Hartford Area3	55.29%
Colebrook	72.74%	Harwinton	80.86%	Norwalk	85.25%	Thomaston	68.88%	New Haven Area1	59.37%
Columbia	78.33%	Hebron	78.91%	Norwich	73.34%	Thompson	68.10%	New Haven Area2	59.37%
Cornwall	72.74%	Kent	72.74%	Old Lyme	84.18%	Tolland	78.33%	New Haven Area3	59.37%
Coventry	78.33%	Killingly	68.10%	Old Saybrook	84.18%	Torrington	72.74%	Stamford Area1	79.40%
Cromwell	78.68%	Killingworth	87.06%	Orange	71.80%	Trumbull	79.36%	Stamford Area2	79.40%
Danbury	80.11%	Lebanon	73.34%	Oxford	77.34%	Union	77.87%	Stamford Area3	79.40%
Darien	85.25%	Ledyard	75.82%	Plainfield	68.10%	Vernon	67.75%		
Deep River	84.18%	Lisbon	73.34%	Plainville	71.66%	Voluntown	73.34%		
Derby	74.04%	Litchfield	72.74%	Plymouth	68.88%	Wallingford	73.16%		

## % 60+ Who Used Internet in Last Month (Ranked)

Clinton	87.06%	Farmington	80.86%	Ashford	77.87%	Franklin	73.34%	Plymouth	68.88%
Guilford	87.06%	Harwinton	80.86%	Eastford	77.87%	Griswold	73.34%	Thomaston	68.88%
Killingworth	87.06%	West Hartford	80.86%	Ellington	77.87%	Lebanon	73.34%	Watertown	68.88%
Madison	87.06%	Bethel	80.11%	Pomfret	77.87%	Lisbon	73.34%	Killingly	68.10%
Bridgewater	85.48%	Danbury	80.11%	Somers	77.87%	Montville	73.34%	Plainfield	68.10%
Brookfield	85.48%	Ridgefield	80.11%	Stafford	77.87%	Norwich	73.34%	Putnam	68.10%
New Fairfield	85.48%	Easton	79.36%	Union	77.87%	Preston	73.34%	Sterling	68.10%
New Milford	85.48%	Fairfield	79.36%	Willington	77.87%	Salem	73.34%	Thompson	68.10%
Newtown	85.48%	Monroe	79.36%	Woodstock	77.87%	Sprague	73.34%	East Hartford	67.75%
Roxbury	85.48%	Redding	79.36%	Beacon Falls	77.34%	Voluntown	73.34%	Manchester	67.75%
Sherman	85.48%	Trumbull	79.36%	Bethany	77.34%	Cheshire	73.16%	Vernon	67.75%
Washington	85.48%	Chester	78.91%	Hamden	77.34%	Naugatuck	73.16%	New Britain	66.91%
Darien	85.25%	Colchester	78.91%	Oxford	77.34%	Prospect	73.16%	Newington	66.91%
New Canaan	85.25%	Durham	78.91%	Woodbridge	77.34%	Wallingford	73.16%	Wethersfield	66.91%
Norwalk	85.25%	East Haddam	78.91%	Milford	76.07%	Bethlehem	72.74%	Middlebury	63.08%
Weston	85.25%	East Hampton	78.91%	Stratford	76.07%	Canaan	72.74%	Southbury	63.08%
Westport	85.25%	Haddam	78.91%	Groton	75.82%	Colebrook	72.74%	Waterbury	63.08%
Wilton	85.25%	Hebron	78.91%	Ledyard	75.82%	Cornwall	72.74%	Woodbury	63.08%
Deep River	84.18%	Marlborough	78.91%	New London	75.82%	Goshen	72.74%	New Haven	59.37%
East Lyme	84.18%	Middlefield	78.91%	North Stonington	75.82%	Kent	72.74%	Hartford	55.29%
Essex	84.18%	Portland	78.91%	Stonington	75.82%	Litchfield	72.74%	Bridgeport	51.42%
Lyme	84.18%	Berlin	78.68%	Waterford	75.82%	Morris	72.74%	<b>Neighborhoods</b>	
Old Lyme	84.18%	Cromwell	78.68%	East Windsor	74.54%	Norfolk	72.74%	Stamford Area1	79.40%
Old Saybrook	84.18%	Glastonbury	78.68%	Enfield	74.54%	North Canaan	72.74%	Stamford Area2	79.40%
Westbrook	84.18%	Rocky Hill	78.68%	South Windsor	74.54%	Salisbury	72.74%	Stamford Area3	79.40%
Barkhamsted	82.95%	Andover	78.33%	Suffield	74.54%	Sharon	72.74%	New Haven Area1	59.37%
Bloomfield	82.95%	Bolton	78.33%	Windsor	74.54%	Torrington	72.74%	New Haven Area2	59.37%
Canton	82.95%	Brooklyn	78.33%	Windsor Locks	74.54%	Warren	72.74%	New Haven Area3	59.37%
East Granby	82.95%	Canterbury	78.33%	Ansonia	74.04%	Winchester	72.74%	Hartford Area1	55.29%
Granby	82.95%	Chaplin	78.33%	Derby	74.04%	Orange	71.80%	Hartford Area2	55.29%
Hartland	82.95%	Columbia	78.33%	Seymour	74.04%	West Haven	71.80%	Hartford Area3	55.29%
New Hartford	82.95%	Coventry	78.33%	Shelton	74.04%	Plainville	71.66%	Bridgeport Area1	51.42%
Simsbury	82.95%	Hampton	78.33%	Branford	73.87%	Southington	71.66%	Bridgeport Area2	51.42%
Greenwich	80.94%	Mansfield	78.33%	East Haven	73.87%	Wolcott	71.66%	Bridgeport Area3	51.42%
Stamford	80.94%	Scotland	78.33%	North Branford	73.87%	Meriden	71.15%		
Avon	80.86%	Tolland	78.33%	North Haven	73.87%	Middletown	71.15%		
Burlington	80.86%	Windham	78.33%	Bozrah	73.34%	Bristol	68.88%		

Questions ? Beth.Dugan@umb.edu

<https://healthvagingdatareports.org>