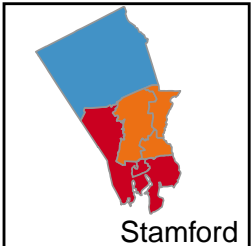
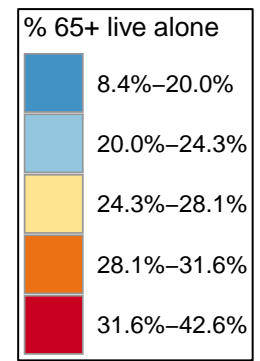
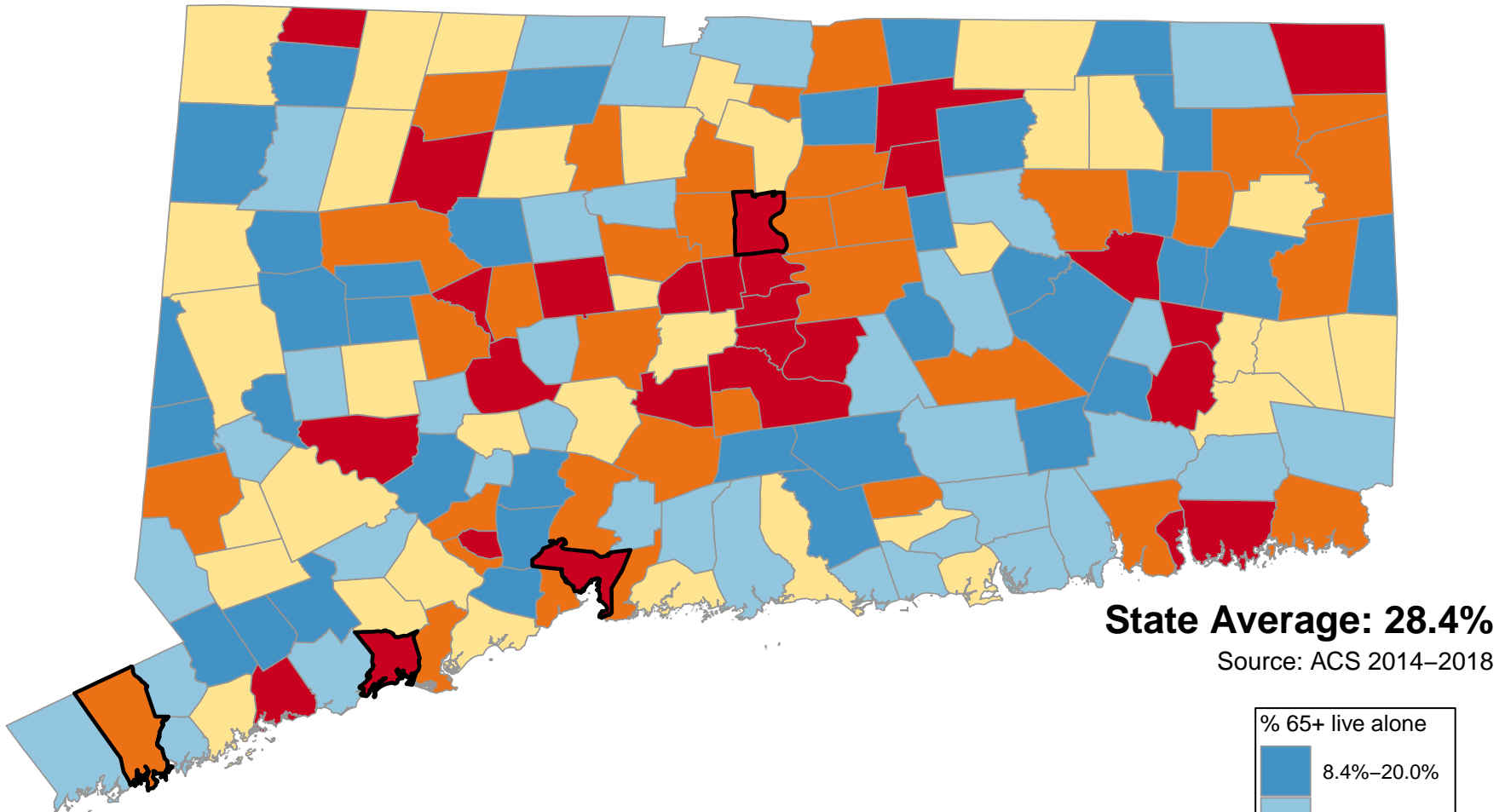


Percentage of Population Age 65+ Years who Live Alone



Questions or ideas?
Beth.Dugan@umb.edu
12/2020

% 65+ Population Who Live Alone

Andover	24.44%	Durham	14.70%	Lyme	20.22%	Pomfret	31.59%	Warren	14.10%
Ansonia	36.57%	East Granby	27.55%	Madison	26.08%	Portland	36.07%	Washington	17.20%
Ashford	25.18%	East Haddam	22.62%	Manchester	29.91%	Preston	25.68%	Waterbury	36.34%
Avon	21.42%	East Hampton	24.17%	Mansfield	28.78%	Prospect	22.72%	Waterford	28.31%
Barkhamsted	8.52%	East Hartford	29.05%	Marlborough	14.40%	Putnam	29.66%	Watertown	30.31%
Beacon Falls	23.81%	East Haven	28.14%	Meriden	34.15%	Redding	26.04%	West Hartford	31.46%
Berlin	27.72%	East Lyme	23.63%	Middlebury	21.92%	Ridgefield	20.14%	West Haven	29.15%
Bethany	8.41%	East Windsor	19.54%	Middlefield	28.14%	Rocky Hill	38.77%	Westbrook	24.19%
Bethel	24.68%	Eastford	19.05%	Middletown	34.73%	Roxbury	23.68%	Weston	13.44%
Bethlehem	14.74%	Easton	13.23%	Milford	28.03%	Salem	12.41%	Westport	31.89%
Bloomfield	30.06%	Ellington	38.76%	Monroe	21.47%	Salisbury	27.75%	Wethersfield	35.03%
Bolton	14.26%	Enfield	29.52%	Montville	20.25%	Scotland	13.20%	Willington	27.24%
Bozrah	10.65%	Essex	23.31%	Morris	15.38%	Seymour	31.30%	Wilton	19.50%
Branford	27.51%	Fairfield	23.75%	Naugatuck	24.46%	Sharon	15.39%	Winchester	31.47%
Bridgeport	34.18%	Farmington	30.59%	New Britain	35.83%	Shelton	26.37%	Windham	31.97%
Bridgewater	18.86%	Franklin	22.41%	New Canaan	24.08%	Sherman	18.58%	Windsor	26.38%
Bristol	34.89%	Glastonbury	30.01%	New Fairfield	19.36%	Simsbury	25.75%	Windsor Locks	28.81%
Brookfield	19.99%	Goshen	24.83%	New Hartford	27.79%	Somers	15.09%	Wolcott	22.46%
Brooklyn	25.83%	Granby	22.18%	New Haven	39.15%	South Windsor	29.71%	Woodbridge	16.80%
Burlington	21.03%	Greenwich	22.05%	New London	38.93%	Southbury	38.53%	Woodbury	25.58%
Canaan	19.14%	Griswold	25.03%	New Milford	24.50%	Southington	29.11%	Woodstock	22.58%
Canterbury	9.47%	Groton	34.14%	Newington	31.93%	Sprague	36.04%	Neighborhoods	
Canton	29.60%	Guilford	20.32%	Newtown	25.78%	Stafford	24.87%	Bridgeport Area1	25.74%
Chaplin	18.58%	Haddam	18.83%	Norfolk	28.12%	Stamford	30.49%	Bridgeport Area2	42.60%
Cheshire	27.47%	Hamden	30.07%	North Branford	21.50%	Sterling	10.41%	Bridgeport Area3	34.17%
Chester	30.38%	Hampton	28.37%	North Canaan	39.20%	Stonington	29.08%	Hartford Area1	32.30%
Clinton	22.27%	Hartford	37.15%	North Haven	20.87%	Stratford	28.79%	Hartford Area2	42.40%
Colchester	28.87%	Hartland	23.80%	North Stonington	23.11%	Suffield	21.14%	Hartford Area3	37.78%
Colebrook	27.33%	Harwinton	11.32%	Norwalk	26.69%	Thomaston	37.18%	New Haven Area1	32.20%
Columbia	14.83%	Hebron	23.80%	Norwich	33.18%	Thompson	32.01%	New Haven Area2	42.35%
Cornwall	23.43%	Kent	24.58%	Old Lyme	23.28%	Tolland	16.72%	New Haven Area3	32.70%
Coventry	20.70%	Killingly	30.66%	Old Saybrook	27.31%	Torrington	32.41%	Stamford Area1	16.06%
Cromwell	37.16%	Killingworth	19.83%	Orange	19.62%	Trumbull	25.36%	Stamford Area2	35.76%
Danbury	29.97%	Lebanon	17.19%	Oxford	19.97%	Union	9.92%	Stamford Area3	28.53%
Darien	24.34%	Ledyard	22.86%	Plainfield	29.25%	Vernon	32.94%		
Deep River	26.55%	Lisbon	27.93%	Plainville	26.76%	Voluntown	27.50%		
Derby	30.99%	Litchfield	31.65%	Plymouth	28.76%	Wallingford	29.89%		

% 65+ Population Who Live Alone (Ranked)

North Canaan	39.20%	Watertown	30.31%	Willington	27.24%	Ledyard	22.86%	Tolland	16.72%
New Haven	39.15%	Hamden	30.07%	Plainville	26.76%	Prospect	22.72%	Sharon	15.39%
New London	38.93%	Bloomfield	30.06%	Norwalk	26.69%	East Haddam	22.62%	Morris	15.38%
Rocky Hill	38.77%	Glastonbury	30.01%	Deep River	26.55%	Woodstock	22.58%	Somers	15.09%
Ellington	38.76%	Danbury	29.97%	Windsor	26.38%	Wolcott	22.46%	Columbia	14.83%
Southbury	38.53%	Manchester	29.91%	Shelton	26.37%	Franklin	22.41%	Bethlehem	14.74%
Thomaston	37.18%	Wallingford	29.89%	Madison	26.08%	Clinton	22.27%	Durham	14.70%
Cromwell	37.16%	South Windsor	29.71%	Redding	26.04%	Granby	22.18%	Marlborough	14.40%
Hartford	37.15%	Putnam	29.66%	Brooklyn	25.83%	Greenwich	22.05%	Bolton	14.26%
Ansonia	36.57%	Canton	29.60%	Newtown	25.78%	Middlebury	21.92%	Warren	14.10%
Waterbury	36.34%	Enfield	29.52%	Simsbury	25.75%	North Branford	21.50%	Weston	13.44%
Portland	36.07%	Plainfield	29.25%	Preston	25.68%	Monroe	21.47%	Easton	13.23%
Sprague	36.04%	West Haven	29.15%	Woodbury	25.58%	Avon	21.42%	Scotland	13.20%
New Britain	35.83%	Southington	29.11%	Trumbull	25.36%	Suffield	21.14%	Salem	12.41%
Wethersfield	35.03%	Stonington	29.08%	Ashford	25.18%	Burlington	21.03%	Harwinton	11.32%
Bristol	34.89%	East Hartford	29.05%	Griswold	25.03%	North Haven	20.87%	Bozrah	10.65%
Middletown	34.73%	Colchester	28.87%	Stafford	24.87%	Coventry	20.70%	Sterling	10.41%
Bridgeport	34.18%	Windsor Locks	28.81%	Goshen	24.83%	Guilford	20.32%	Union	9.92%
Meriden	34.15%	Stratford	28.79%	Bethel	24.68%	Montville	20.25%	Canterbury	9.47%
Groton	34.14%	Mansfield	28.78%	Kent	24.58%	Lyme	20.22%	Barkhamsted	8.52%
Norwich	33.18%	Plymouth	28.76%	New Milford	24.50%	Ridgefield	20.14%	Bethany	8.41%
Vernon	32.94%	Hampton	28.37%	Naugatuck	24.46%	Brookfield	19.99%		
Torrington	32.41%	Waterford	28.31%	Andover	24.44%	Oxford	19.97%	Neighborhoods	
Thompson	32.01%	East Haven	28.14%	Darien	24.34%	Killingworth	19.83%	Bridgeport Area2	42.60%
Windham	31.97%	Middlefield	28.14%	Westbrook	24.19%	Orange	19.62%	Hartford Area2	42.40%
Newington	31.93%	Norfolk	28.12%	East Hampton	24.17%	East Windsor	19.54%	New Haven Area2	42.35%
Westport	31.89%	Milford	28.03%	New Canaan	24.08%	Wilton	19.50%	Hartford Area3	37.78%
Litchfield	31.65%	Lisbon	27.93%	Beacon Falls	23.81%	New Fairfield	19.36%	Stamford Area2	35.76%
Pomfret	31.59%	New Hartford	27.79%	Hebron	23.80%	Canaan	19.14%	Bridgeport Area3	34.17%
Winchester	31.47%	Salisbury	27.75%	Hartland	23.80%	Eastford	19.05%	New Haven Area3	32.70%
West Hartford	31.46%	Berlin	27.72%	Fairfield	23.75%	Bridgewater	18.86%	Hartford Area1	32.30%
Seymour	31.30%	East Granby	27.55%	Roxbury	23.68%	Haddam	18.83%	New Haven Area1	32.20%
Derby	30.99%	Branford	27.51%	East Lyme	23.63%	Sherman	18.58%	Stamford Area3	28.53%
Killingly	30.66%	Voluntown	27.50%	Cornwall	23.43%	Chaplin	18.58%	Bridgeport Area1	25.74%
Farmington	30.59%	Cheshire	27.47%	Essex	23.31%	Washington	17.20%	Stamford Area1	16.06%
Stamford	30.49%	Colebrook	27.33%	Old Lyme	23.28%	Lebanon	17.19%		
Chester	30.38%	Old Saybrook	27.31%	North Stonington	23.11%	Woodbridge	16.80%		

Questions ? Beth.Dugan@umb.edu

<https://healthvagingdatareports.org>