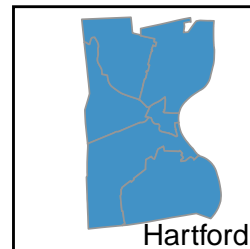
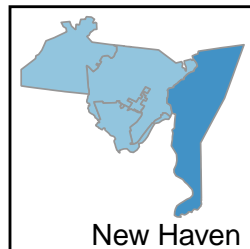
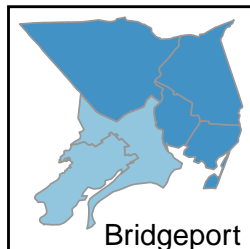
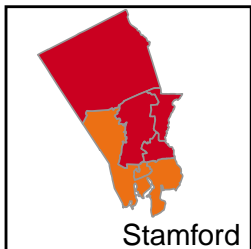
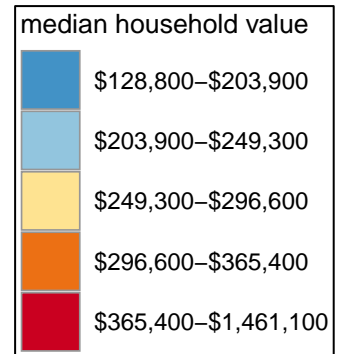
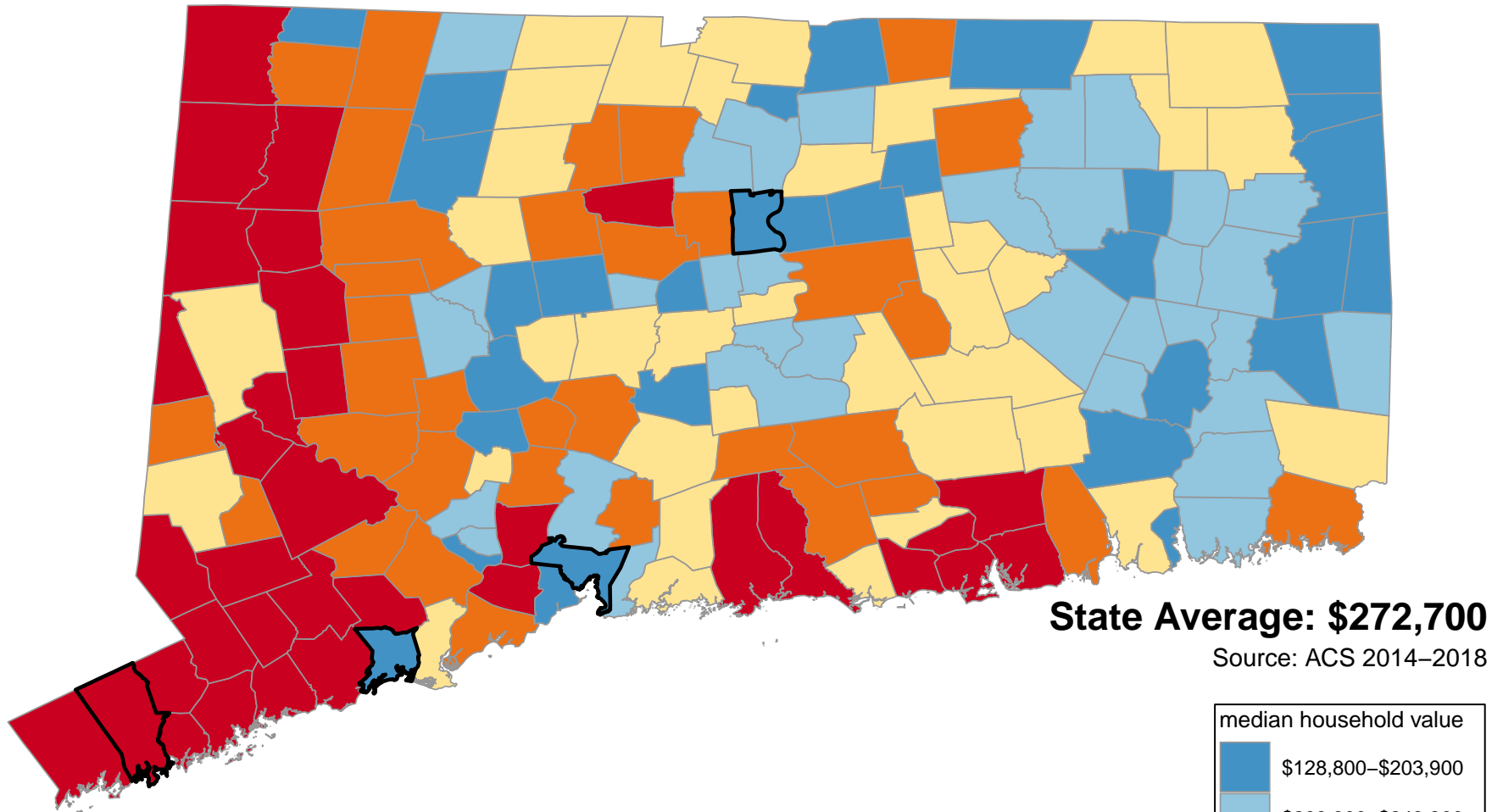


# Median House Value (All Ages)



Questions or ideas?  
Beth.Dugan@umb.edu  
12/2020

## Median House Value

Andover	\$273,300	Durham	\$331,300	Lyme	\$555,000	Pomfret	\$269,600	Warren	\$377,900
Ansonia	\$211,100	East Granby	\$278,500	Madison	\$423,300	Portland	\$245,800	Washington	\$421,300
Ashford	\$235,400	East Haddam	\$278,700	Manchester	\$184,300	Preston	\$246,900	Waterbury	\$128,800
Avon	\$385,100	East Hampton	\$268,100	Mansfield	\$240,000	Prospect	\$297,000	Waterford	\$253,600
Barkhamsted	\$258,500	East Hartford	\$162,000	Marlborough	\$314,300	Putnam	\$187,800	Watertown	\$244,600
Beacon Falls	\$253,300	East Haven	\$212,900	Meriden	\$172,200	Redding	\$593,000	West Hartford	\$329,000
Berlin	\$284,300	East Lyme	\$313,900	Middlebury	\$344,800	Ridgefield	\$655,900	West Haven	\$194,400
Bethany	\$352,700	East Windsor	\$214,600	Middlefield	\$280,400	Rocky Hill	\$263,000	Westbrook	\$365,800
Bethel	\$338,800	Eastford	\$254,100	Middletown	\$227,000	Roxbury	\$629,300	Weston	\$878,400
Bethlehem	\$329,600	Easton	\$641,900	Milford	\$307,300	Salem	\$274,300	Westport	\$1,167,500
Bloomfield	\$216,800	Ellington	\$266,600	Monroe	\$362,400	Salisbury	\$472,800	Wethersfield	\$249,300
Bolton	\$287,100	Enfield	\$185,700	Montville	\$195,100	Scotland	\$234,700	Willington	\$223,700
Bozrah	\$229,500	Essex	\$371,300	Morris	\$324,900	Seymour	\$246,600	Wilton	\$798,700
Branford	\$293,900	Fairfield	\$603,100	Naugatuck	\$182,300	Sharon	\$389,600	Winchester	\$164,100
Bridgeport	\$173,100	Farmington	\$330,400	New Britain	\$159,300	Shelton	\$345,200	Windham	\$155,900
Bridgewater	\$480,300	Franklin	\$246,100	New Canaan	\$1,420,000	Sherman	\$457,100	Windsor	\$220,300
Bristol	\$195,900	Glastonbury	\$348,600	New Fairfield	\$352,200	Simsbury	\$329,500	Windsor Locks	\$191,300
Brookfield	\$373,800	Goshen	\$346,500	New Hartford	\$295,800	Somers	\$317,100	Wolcott	\$249,600
Brooklyn	\$227,800	Granby	\$296,600	New Haven	\$196,600	South Windsor	\$282,200	Woodbridge	\$471,400
Burlington	\$333,200	Greenwich	\$1,278,000	New London	\$181,300	Southbury	\$326,400	Woodbury	\$353,500
Canaan	\$319,800	Griswold	\$185,000	New Milford	\$290,700	Southington	\$275,700	Woodstock	\$256,800
Canterbury	\$221,000	Groton	\$237,000	Newington	\$232,700	Sprague	\$219,400	<b>Neighborhoods</b>	
Canton	\$311,800	Guilford	\$393,700	Newtown	\$403,800	Stafford	\$197,000	Bridgeport Area1	\$173,000
Chaplin	\$202,000	Haddam	\$310,400	Norfolk	\$349,300	Stamford	\$526,700	Bridgeport Area2	\$206,200
Cheshire	\$332,600	Hamden	\$226,400	North Branford	\$282,300	Sterling	\$198,500	Bridgeport Area3	\$155,500
Chester	\$346,800	Hampton	\$226,500	North Canaan	\$188,900	Stonington	\$316,200	Hartford Area1	\$149,250
Clinton	\$287,700	Hartford	\$162,800	North Haven	\$299,500	Stratford	\$255,600	Hartford Area2	\$200,950
Colchester	\$253,300	Hartland	\$266,600	North Stonington	\$283,500	Suffield	\$296,600	Hartford Area3	\$165,000
Colebrook	\$242,700	Harwinton	\$294,400	Norwalk	\$427,300	Thomaston	\$205,000	New Haven Area1	\$217,600
Columbia	\$258,400	Hebron	\$294,900	Norwich	\$162,900	Thompson	\$203,900	New Haven Area2	\$218,600
Cornwall	\$425,400	Kent	\$367,600	Old Lyme	\$401,000	Tolland	\$298,100	New Haven Area3	\$184,200
Coventry	\$241,600	Killingly	\$187,000	Old Saybrook	\$381,900	Torrington	\$155,700	Stamford Area1	\$764,100
Cromwell	\$245,600	Killingworth	\$365,400	Orange	\$389,800	Trumbull	\$396,900	Stamford Area2	\$356,150
Danbury	\$296,600	Lebanon	\$245,600	Oxford	\$345,400	Union	\$278,900	Stamford Area3	\$472,800
Darien	\$1,461,100	Ledyard	\$231,800	Plainfield	\$173,700	Vernon	\$203,800		
Deep River	\$271,200	Lisbon	\$224,900	Plainville	\$212,300	Voluntown	\$227,900		
Derby	\$201,500	Litchfield	\$301,300	Plymouth	\$196,500	Wallingford	\$270,000		

## Median House Value (Ranked)

Darien	\$1,461,100	Bethany	\$352,700	Branford	\$293,900	Lebanon	\$245,600	West Haven	\$194,400
New Canaan	\$1,420,000	New Fairfield	\$352,200	New Milford	\$290,700	Watertown	\$244,600	Windsor Locks	\$191,300
Greenwich	\$1,278,000	Norfolk	\$349,300	Clinton	\$287,700	Colebrook	\$242,700	North Canaan	\$188,900
Westport	\$1,167,500	Glastonbury	\$348,600	Bolton	\$287,100	Coventry	\$241,600	Putnam	\$187,800
Weston	\$878,400	Chester	\$346,800	Berlin	\$284,300	Mansfield	\$240,000	Killingly	\$187,000
Wilton	\$798,700	Goshen	\$346,500	North Stonington	\$283,500	Groton	\$237,000	Enfield	\$185,700
Ridgefield	\$655,900	Oxford	\$345,400	North Branford	\$282,300	Ashford	\$235,400	Griswold	\$185,000
Easton	\$641,900	Shelton	\$345,200	South Windsor	\$282,200	Scotland	\$234,700	Manchester	\$184,300
Roxbury	\$629,300	Middlebury	\$344,800	Middlefield	\$280,400	Newington	\$232,700	Naugatuck	\$182,300
Fairfield	\$603,100	Bethel	\$338,800	Union	\$278,900	Ledyard	\$231,800	New London	\$181,300
Redding	\$593,000	Burlington	\$333,200	East Haddam	\$278,700	Bozrah	\$229,500	Plainfield	\$173,700
Lyme	\$555,000	Cheshire	\$332,600	East Granby	\$278,500	Voluntown	\$227,900	Bridgeport	\$173,100
Stamford	\$526,700	Durham	\$331,300	Southington	\$275,700	Brooklyn	\$227,800	Meriden	\$172,200
Bridgewater	\$480,300	Farmington	\$330,400	Salem	\$274,300	Middletown	\$227,000	Winchester	\$164,100
Salisbury	\$472,800	Bethlehem	\$329,600	Andover	\$273,300	Hampton	\$226,500	Norwich	\$162,900
Woodbridge	\$471,400	Simsbury	\$329,500	Deep River	\$271,200	Hamden	\$226,400	Hartford	\$162,800
Sherman	\$457,100	West Hartford	\$329,000	Wallingford	\$270,000	Lisbon	\$224,900	East Hartford	\$162,000
Norwalk	\$427,300	Southbury	\$326,400	Pomfret	\$269,600	Willington	\$223,700	New Britain	\$159,300
Cornwall	\$425,400	Morris	\$324,900	East Hampton	\$268,100	Canterbury	\$221,000	Windham	\$155,900
Madison	\$423,300	Canaan	\$319,800	Ellington	\$266,600	Windsor	\$220,300	Torrington	\$155,700
Washington	\$421,300	Somers	\$317,100	Hartland	\$266,600	Sprague	\$219,400	Waterbury	\$128,800
Newtown	\$403,800	Stonington	\$316,200	Rocky Hill	\$263,000	Bloomfield	\$216,800	<b>Neighborhoods</b>	
Old Lyme	\$401,000	Marlborough	\$314,300	Barkhamsted	\$258,500	East Windsor	\$214,600	Stamford Area1	\$764,100
Trumbull	\$396,900	East Lyme	\$313,900	Columbia	\$258,400	East Haven	\$212,900	Stamford Area3	\$472,800
Guilford	\$393,700	Canton	\$311,800	Woodstock	\$256,800	Plainville	\$212,300	Stamford Area2	\$356,150
Orange	\$389,800	Haddam	\$310,400	Stratford	\$255,600	Ansonia	\$211,100	New Haven Area2	\$218,600
Sharon	\$389,600	Milford	\$307,300	Eastford	\$254,100	Thomaston	\$205,000	New Haven Area1	\$217,600
Avon	\$385,100	Litchfield	\$301,300	Waterford	\$253,600	Thompson	\$203,900	Bridgeport Area2	\$206,200
Old Saybrook	\$381,900	North Haven	\$299,500	Beacon Falls	\$253,300	Vernon	\$203,800	Hartford Area2	\$200,950
Warren	\$377,900	Tolland	\$298,100	Colchester	\$253,300	Chaplin	\$202,000	New Haven Area3	\$184,200
Brookfield	\$373,800	Prospect	\$297,000	Wolcott	\$249,600	Derby	\$201,500	Bridgeport Area1	\$173,000
Essex	\$371,300	Danbury	\$296,600	Wethersfield	\$249,300	Sterling	\$198,500	Hartford Area3	\$165,000
Kent	\$367,600	Granby	\$296,600	Preston	\$246,900	Stafford	\$197,000	Bridgeport Area3	\$155,500
Westbrook	\$365,800	Suffield	\$296,600	Seymour	\$246,600	New Haven	\$196,600	Hartford Area1	\$149,250
Killingworth	\$365,400	New Hartford	\$295,800	Franklin	\$246,100	Plymouth	\$196,500		
Monroe	\$362,400	Hebron	\$294,900	Portland	\$245,800	Bristol	\$195,900	Questions ?	Beth.Dugan@umb.edu
Woodbury	\$353,500	Harwinton	\$294,400	Cromwell	\$245,600	Montville	\$195,100		<a href="https://healthyaqingdatareports.org">https://healthyaqingdatareports.org</a>