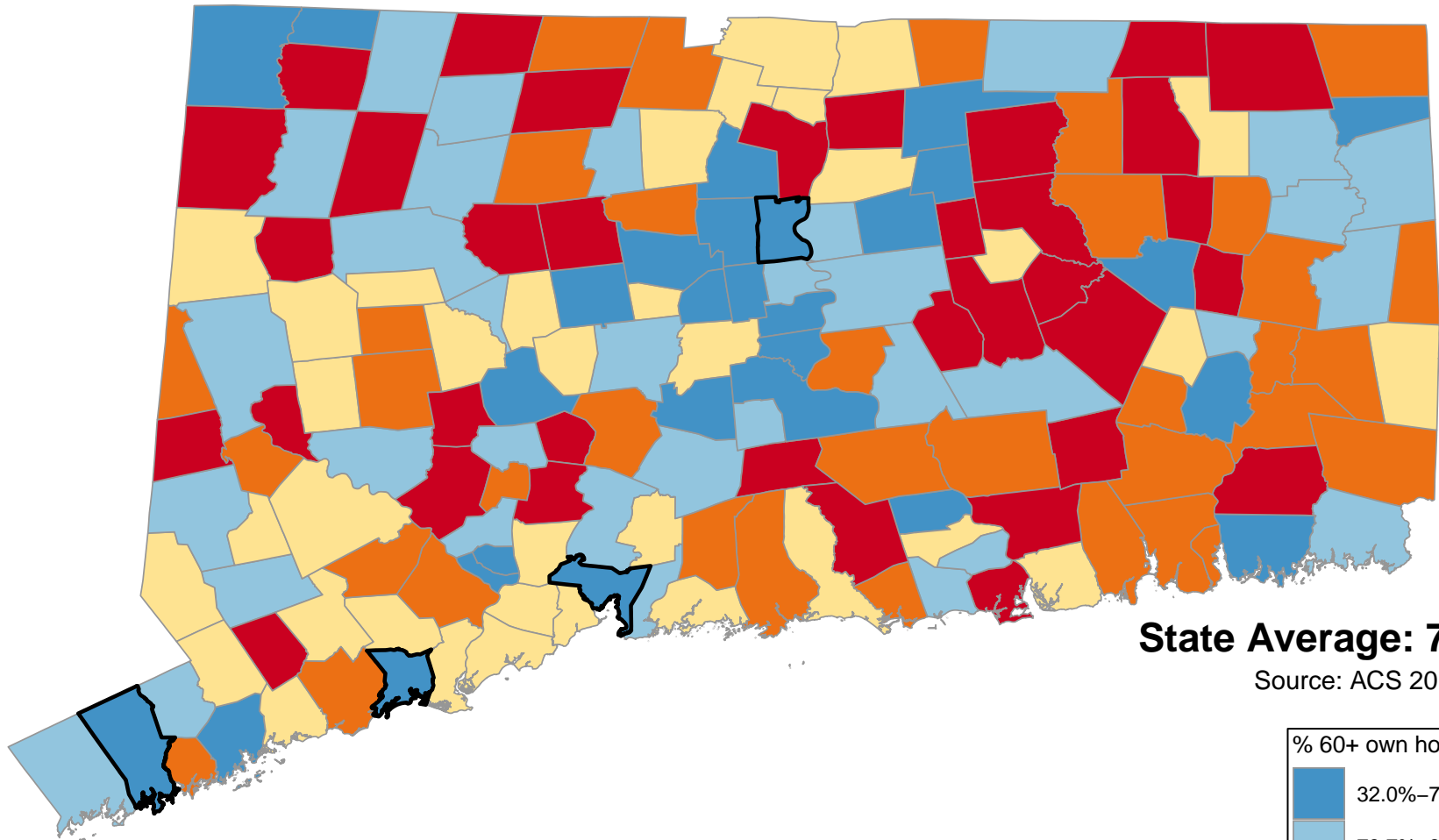
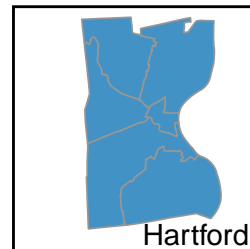
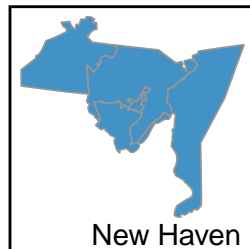
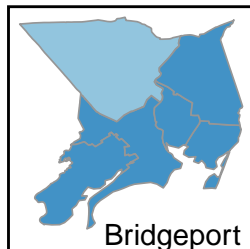
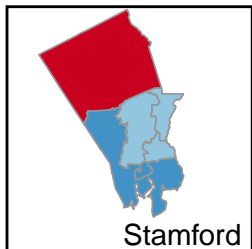
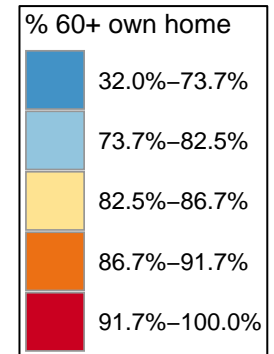


Percentage of Householders Age 60+ Years who Own Home



State Average: 76.9%

Source: ACS 2014–2018



Questions or ideas?
Beth.Dugan@umb.edu
12/2020

% 60+ Own Home

Andover	84.60%	Durham	96.60%	Lyme	91.80%	Pomfret	79.08%	Warren	92.34%
Ansonia	67.20%	East Granby	83.04%	Madison	85.16%	Portland	87.16%	Washington	85.31%
Ashford	92.42%	East Haddam	86.73%	Manchester	73.33%	Preston	87.73%	Waterbury	54.30%
Avon	87.97%	East Hampton	90.64%	Mansfield	88.56%	Prospect	92.96%	Waterford	89.40%
Barkhamsted	97.20%	East Hartford	75.19%	Marlborough	92.79%	Putnam	70.61%	Watertown	85.12%
Beacon Falls	88.03%	East Haven	74.37%	Meriden	67.92%	Redding	79.81%	West Hartford	77.63%
Berlin	83.23%	East Lyme	81.22%	Middlebury	93.44%	Ridgefield	82.77%	West Haven	71.32%
Bethany	94.35%	East Windsor	88.05%	Middlefield	81.27%	Rocky Hill	73.17%	Westbrook	85.86%
Bethel	84.67%	Eastford	85.38%	Middletown	64.06%	Roxbury	83.33%	Weston	98.67%
Bethlehem	91.01%	Easton	98.50%	Milford	83.56%	Salem	95.02%	Westport	86.67%
Bloomfield	69.62%	Ellington	70.81%	Monroe	88.18%	Salisbury	72.63%	Wethersfield	76.48%
Bolton	94.12%	Enfield	85.12%	Montville	90.68%	Scotland	91.87%	Willington	90.49%
Bozrah	89.11%	Essex	81.78%	Morris	84.71%	Seymour	77.57%	Wilton	86.58%
Branford	82.85%	Fairfield	90.97%	Naugatuck	76.82%	Sharon	91.69%	Winchester	74.10%
Bridgeport	56.28%	Farmington	69.49%	New Britain	59.15%	Shelton	87.65%	Windham	65.74%
Bridgewater	92.45%	Franklin	84.04%	New Canaan	76.55%	Sherman	86.89%	Windsor	91.97%
Bristol	69.74%	Glastonbury	82.06%	New Fairfield	97.15%	Simsbury	84.60%	Windsor Locks	85.23%
Brookfield	88.84%	Goshen	98.22%	New Hartford	87.54%	Somers	89.67%	Wolcott	84.79%
Brooklyn	78.98%	Granby	88.40%	New Haven	49.20%	South Windsor	80.39%	Woodbridge	84.50%
Burlington	95.19%	Greenwich	78.44%	New London	56.30%	Southbury	80.71%	Woodbury	89.31%
Canaan	92.96%	Griswold	90.63%	New Milford	87.71%	Southington	84.67%	Woodstock	96.34%
Canterbury	91.30%	Groton	72.97%	Newington	82.49%	Sprague	81.78%	Neighborhoods	
Canton	74.67%	Guilford	88.91%	Newtown	83.65%	Stafford	79.60%	Bridgeport Area1	76.49%
Chaplin	97.94%	Haddam	87.37%	Norfolk	78.86%	Stamford	67.58%	Bridgeport Area2	42.74%
Cheshire	87.30%	Hamden	77.09%	North Branford	87.33%	Sterling	89.38%	Bridgeport Area3	51.21%
Chester	73.11%	Hampton	88.40%	North Canaan	71.35%	Stonington	82.28%	Hartford Area1	47.02%
Clinton	88.46%	Hartford	37.23%	North Haven	85.58%	Stratford	83.47%	Hartford Area2	32.00%
Colchester	82.35%	Hartland	91.57%	North Stonington	88.94%	Suffield	85.40%	Hartford Area3	34.72%
Colebrook	92.78%	Harwinton	96.33%	Norwalk	73.22%	Thomaston	77.97%	New Haven Area1	62.32%
Columbia	92.09%	Hebron	95.32%	Norwich	67.43%	Thompson	91.65%	New Haven Area2	47.39%
Cornwall	82.19%	Kent	86.44%	Old Lyme	83.30%	Tolland	95.96%	New Haven Area3	46.24%
Coventry	93.84%	Killingly	74.78%	Old Saybrook	92.60%	Torrington	75.69%	Stamford Area1	97.07%
Cromwell	70.41%	Killingworth	96.17%	Orange	86.30%	Trumbull	85.60%	Stamford Area2	54.74%
Danbury	77.34%	Lebanon	96.67%	Oxford	94.26%	Union	100%	Stamford Area3	77.53%
Darien	88.04%	Ledyard	93.89%	Plainfield	73.81%	Vernon	73.67%		
Deep River	83.97%	Lisbon	88.77%	Plainville	82.96%	Voluntown	82.80%		
Derby	68.89%	Litchfield	76.72%	Plymouth	84.07%	Wallingford	77.51%		

% 60+ Own Home (Ranked)

Union	100%	Canterbury	91.30%	Kent	86.44%	Glastonbury	82.06%	North Canaan	71.35%
Weston	98.67%	Bethlehem	91.01%	Orange	86.30%	Essex	81.78%	West Haven	71.32%
Easton	98.50%	Fairfield	90.97%	Westbrook	85.86%	Sprague	81.78%	Ellington	70.81%
Goshen	98.22%	Montville	90.68%	Trumbull	85.60%	Middlefield	81.27%	Putnam	70.61%
Chaplin	97.94%	East Hampton	90.64%	North Haven	85.58%	East Lyme	81.22%	Cromwell	70.41%
Barkhamsted	97.20%	Griswold	90.63%	Suffield	85.40%	Southbury	80.71%	Bristol	69.74%
New Fairfield	97.15%	Willington	90.49%	Eastford	85.38%	South Windsor	80.39%	Bloomfield	69.62%
Lebanon	96.67%	Somers	89.67%	Washington	85.31%	Redding	79.81%	Farmington	69.49%
Durham	96.60%	Waterford	89.40%	Windsor Locks	85.23%	Stafford	79.60%	Derby	68.89%
Woodstock	96.34%	Sterling	89.38%	Madison	85.16%	Pomfret	79.08%	Meriden	67.92%
Harwinton	96.33%	Woodbury	89.31%	Enfield	85.12%	Brooklyn	78.98%	Stamford	67.58%
Killingworth	96.17%	Bozrah	89.11%	Watertown	85.12%	Norfolk	78.86%	Norwich	67.43%
Tolland	95.96%	North Stonington	88.94%	Wolcott	84.79%	Greenwich	78.44%	Ansonia	67.20%
Hebron	95.32%	Guilford	88.91%	Morris	84.71%	Thomaston	77.97%	Windham	65.74%
Burlington	95.19%	Brookfield	88.84%	Southington	84.67%	West Hartford	77.63%	Middletown	64.06%
Salem	95.02%	Lisbon	88.77%	Bethel	84.67%	Seymour	77.57%	New Britain	59.15%
Bethany	94.35%	Mansfield	88.56%	Andover	84.60%	Wallingford	77.51%	New London	56.30%
Oxford	94.26%	Clinton	88.46%	Simsbury	84.60%	Danbury	77.34%	Bridgeport	56.28%
Bolton	94.12%	Granby	88.40%	Woodbridge	84.50%	Hamden	77.09%	Waterbury	54.30%
Ledyard	93.89%	Hampton	88.40%	Plymouth	84.07%	Naugatuck	76.82%	New Haven	49.20%
Coventry	93.84%	Monroe	88.18%	Franklin	84.04%	Litchfield	76.72%	Hartford	37.23%
Middlebury	93.44%	East Windsor	88.05%	Deep River	83.97%	New Canaan	76.55%	Neighborhoods	
Prospect	92.96%	Darien	88.04%	Newtown	83.65%	Wethersfield	76.48%	Stamford Area1	97.07%
Canaan	92.96%	Beacon Falls	88.03%	Milford	83.56%	Torrington	75.69%	Stamford Area3	77.53%
Marlborough	92.79%	Avon	87.97%	Stratford	83.47%	East Hartford	75.19%	Bridgeport Area1	76.49%
Colebrook	92.78%	Preston	87.73%	Roxbury	83.33%	Killingly	74.78%	New Haven Area1	62.32%
Old Saybrook	92.60%	New Milford	87.71%	Old Lyme	83.30%	Canton	74.67%	Stamford Area2	54.74%
Bridgewater	92.45%	Shelton	87.65%	Berlin	83.23%	East Haven	74.37%	Bridgeport Area3	51.21%
Ashford	92.42%	New Hartford	87.54%	East Granby	83.04%	Winchester	74.10%	New Haven Area2	47.39%
Warren	92.34%	Haddam	87.37%	Plainville	82.96%	Plainfield	73.81%	Hartford Area1	47.02%
Columbia	92.09%	North Branford	87.33%	Branford	82.85%	Vernon	73.67%	New Haven Area3	46.24%
Windsor	91.97%	Cheshire	87.30%	Voluntown	82.80%	Manchester	73.33%	Bridgeport Area2	42.74%
Scotland	91.87%	Portland	87.16%	Ridgefield	82.77%	Norwalk	73.22%	Hartford Area3	34.72%
Lyme	91.80%	Sherman	86.89%	Newington	82.49%	Rocky Hill	73.17%	Hartford Area2	32.00%
Sharon	91.69%	East Haddam	86.73%	Colchester	82.35%	Chester	73.11%		
Thompson	91.65%	Westport	86.67%	Stonington	82.28%	Groton	72.97%	Questions ?	Beth.Dugan@umb.edu
Hartland	91.57%	Wilton	86.58%	Cornwall	82.19%	Salisbury	72.63%		https://healthyaqingdatareports.org