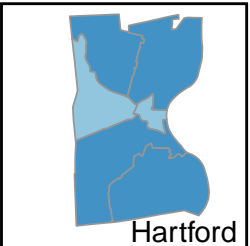
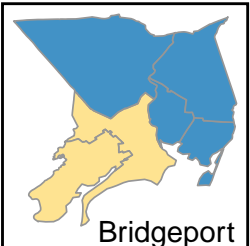
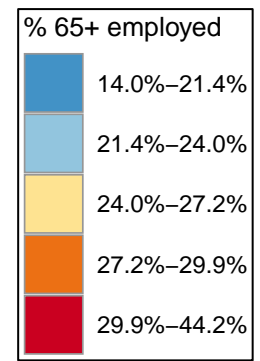
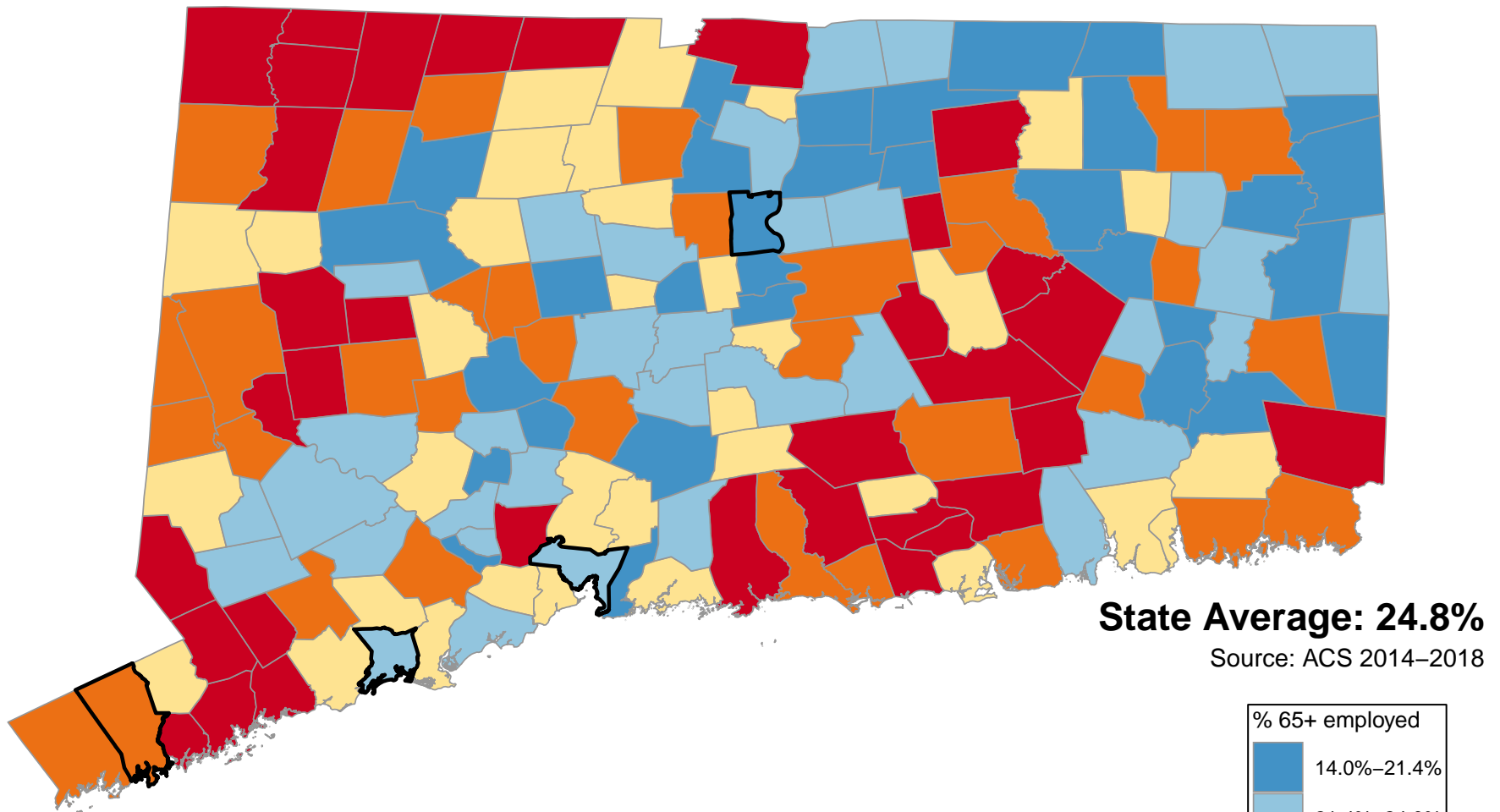


Percentage of Population Age 65+ Years Employed in the Past Year



Questions or ideas?
Beth.Dugan@umb.edu
12/2020

% 65+ Employed in Last Year

| | | | | | | | | | |
|--------------|--------|---------------|--------|------------------|--------|---------------|--------|----------------------|--------|
| Andover | 28.89% | Durham | 26.28% | Lyme | 31.32% | Pomfret | 29.20% | Warren | 26.60% |
| Ansonia | 23.06% | East Granby | 18.76% | Madison | 28.04% | Portland | 27.38% | Washington | 34.19% |
| Ashford | 20.84% | East Haddam | 28.01% | Manchester | 21.47% | Preston | 20.76% | Waterbury | 17.81% |
| Avon | 25.39% | East Hampton | 21.57% | Mansfield | 20.96% | Prospect | 19.66% | Waterford | 24.81% |
| Barkhamsted | 25.70% | East Hartford | 21.51% | Marlborough | 35.36% | Putnam | 21.28% | Watertown | 25.54% |
| Beacon Falls | 17.62% | East Haven | 19.55% | Meriden | 21.77% | Redding | 23.05% | West Hartford | 28.47% |
| Berlin | 21.42% | East Lyme | 22.49% | Middlebury | 27.23% | Ridgefield | 32.32% | West Haven | 26.79% |
| Bethany | 24.02% | East Windsor | 20.05% | Middlefield | 26.68% | Rocky Hill | 20.20% | Westbrook | 32.27% |
| Bethel | 22.81% | Eastford | 27.67% | Middletown | 23.10% | Roxbury | 40.07% | Weston | 38.31% |
| Bethlehem | 32.28% | Easton | 29.20% | Milford | 23.67% | Salem | 30.22% | Westport | 37.53% |
| Bloomfield | 21.12% | Ellington | 20.23% | Monroe | 23.65% | Salisbury | 37.65% | Wethersfield | 19.80% |
| Bolton | 30.99% | Enfield | 23.68% | Montville | 23.45% | Scotland | 27.86% | Willington | 24.50% |
| Bozrah | 27.99% | Essex | 31.15% | Morris | 24.04% | Seymour | 23.80% | Wilton | 34.44% |
| Branford | 25.46% | Fairfield | 27.16% | Naugatuck | 21.60% | Sharon | 28.64% | Winchester | 27.66% |
| Bridgeport | 21.58% | Farmington | 22.07% | New Britain | 18.44% | Shelton | 27.39% | Windham | 17.83% |
| Bridgewater | 36.76% | Franklin | 22.41% | New Canaan | 26.53% | Sherman | 28.65% | Windsor | 23.06% |
| Bristol | 20.96% | Glastonbury | 28.59% | New Fairfield | 28.29% | Simsbury | 28.87% | Windsor Locks | 25.21% |
| Brookfield | 29.16% | Goshen | 27.32% | New Hartford | 26.34% | Somers | 23.64% | Wolcott | 27.44% |
| Brooklyn | 20.46% | Granby | 26.49% | New Haven | 23.84% | South Windsor | 19.45% | Woodbridge | 35.13% |
| Burlington | 23.76% | Greenwich | 29.40% | New London | 26.92% | Southbury | 21.51% | Woodbury | 28.16% |
| Canaan | 44.22% | Griswold | 28.23% | New Milford | 28.63% | Southington | 22.40% | Woodstock | 23.09% |
| Canterbury | 22.94% | Groton | 29.63% | Newington | 24.30% | Sprague | 16.44% | Neighborhoods | |
| Canton | 24.57% | Guilford | 36.52% | Newtown | 21.73% | Stafford | 19.79% | Bridgeport Area1 | 19.00% |
| Chaplin | 25.70% | Haddam | 30.72% | Norfolk | 31.90% | Stamford | 29.91% | Bridgeport Area2 | 24.34% |
| Cheshire | 29.00% | Hamden | 26.37% | North Branford | 22.76% | Sterling | 22.62% | Bridgeport Area3 | 21.36% |
| Chester | 25.07% | Hampton | 21.57% | North Canaan | 35.19% | Stonington | 28.34% | Hartford Area1 | 19.13% |
| Clinton | 29.93% | Hartford | 17.12% | North Haven | 24.41% | Stratford | 24.34% | Hartford Area2 | 21.96% |
| Colchester | 30.44% | Hartland | 32.02% | North Stonington | 32.08% | Suffield | 30.05% | Hartford Area3 | 14.02% |
| Colebrook | 32.00% | Harwinton | 25.91% | Norwalk | 30.12% | Thomaston | 27.25% | New Haven Area1 | 31.42% |
| Columbia | 31.67% | Hebron | 24.37% | Norwich | 20.79% | Thompson | 21.94% | New Haven Area2 | 26.08% |
| Cornwall | 40.33% | Kent | 25.59% | Old Lyme | 29.56% | Tolland | 30.21% | New Haven Area3 | 18.02% |
| Coventry | 29.59% | Killingly | 17.55% | Old Saybrook | 24.58% | Torrington | 21.25% | Stamford Area1 | 41.49% |
| Cromwell | 26.17% | Killingworth | 33.67% | Orange | 26.86% | Trumbull | 26.59% | Stamford Area2 | 28.05% |
| Danbury | 24.56% | Lebanon | 31.08% | Oxford | 24.69% | Union | 16.41% | Stamford Area3 | 27.87% |
| Darien | 30.52% | Ledyard | 24.83% | Plainfield | 14.72% | Vernon | 18.79% | | |
| Deep River | 30.99% | Lisbon | 21.65% | Plainville | 27.07% | Voluntown | 20.00% | | |
| Derby | 15.83% | Litchfield | 21.15% | Plymouth | 27.84% | Wallingford | 19.35% | | |

% 65+ Employed in Last Year (Ranked)

| | | | | | | | | | |
|------------------|--------|---------------|--------|---------------|--------|----------------|--------|---|--------------------|
| Canaan | 44.22% | Coventry | 29.59% | Warren | 26.60% | Montville | 23.45% | Rocky Hill | 20.20% |
| Cornwall | 40.33% | Old Lyme | 29.56% | Trumbull | 26.59% | Middletown | 23.10% | East Windsor | 20.05% |
| Roxbury | 40.07% | Greenwich | 29.40% | New Canaan | 26.53% | Woodstock | 23.09% | Voluntown | 20.00% |
| Weston | 38.31% | Pomfret | 29.20% | Granby | 26.49% | Windsor | 23.06% | Wethersfield | 19.80% |
| Salisbury | 37.65% | Easton | 29.20% | Hamden | 26.37% | Ansonia | 23.06% | Stafford | 19.79% |
| Westport | 37.53% | Brookfield | 29.16% | New Hartford | 26.34% | Redding | 23.05% | Prospect | 19.66% |
| Bridgewater | 36.76% | Cheshire | 29.00% | Durham | 26.28% | Canterbury | 22.94% | East Haven | 19.55% |
| Guilford | 36.52% | Andover | 28.89% | Cromwell | 26.17% | Bethel | 22.81% | South Windsor | 19.45% |
| Marlborough | 35.36% | Simsbury | 28.87% | Harwinton | 25.91% | North Branford | 22.76% | Wallingford | 19.35% |
| North Canaan | 35.19% | Sherman | 28.65% | Chaplin | 25.70% | Sterling | 22.62% | Vernon | 18.79% |
| Woodbridge | 35.13% | Sharon | 28.64% | Barkhamsted | 25.70% | East Lyme | 22.49% | East Granby | 18.76% |
| Wilton | 34.44% | New Milford | 28.63% | Kent | 25.59% | Franklin | 22.41% | New Britain | 18.44% |
| Washington | 34.19% | Glastonbury | 28.59% | Watertown | 25.54% | Southington | 22.40% | Windham | 17.83% |
| Killingworth | 33.67% | West Hartford | 28.47% | Branford | 25.46% | Farmington | 22.07% | Waterbury | 17.81% |
| Ridgefield | 32.32% | Stonington | 28.34% | Avon | 25.39% | Thompson | 21.94% | Beacon Falls | 17.62% |
| Bethlehem | 32.28% | New Fairfield | 28.29% | Windsor Locks | 25.21% | Meriden | 21.77% | Killingly | 17.55% |
| Westbrook | 32.27% | Griswold | 28.23% | Chester | 25.07% | Newtown | 21.73% | Hartford | 17.12% |
| North Stonington | 32.08% | Woodbury | 28.16% | Ledyard | 24.83% | Lisbon | 21.65% | Sprague | 16.44% |
| Hartland | 32.02% | Madison | 28.04% | Waterford | 24.81% | Naugatuck | 21.60% | Union | 16.41% |
| Colebrook | 32.00% | East Haddam | 28.01% | Oxford | 24.69% | Bridgeport | 21.58% | Derby | 15.83% |
| Norfolk | 31.90% | Bozrah | 27.99% | Old Saybrook | 24.58% | East Hampton | 21.57% | Plainfield | 14.72% |
| Columbia | 31.67% | Scotland | 27.86% | Canton | 24.57% | Hampton | 21.57% | Neighborhoods | |
| Lyme | 31.32% | Plymouth | 27.84% | Danbury | 24.56% | Southbury | 21.51% | Stamford Area1 | 41.49% |
| Essex | 31.15% | Eastford | 27.67% | Willington | 24.50% | East Hartford | 21.51% | New Haven Area1 | 31.42% |
| Lebanon | 31.08% | Winchester | 27.66% | North Haven | 24.41% | Manchester | 21.47% | Stamford Area2 | 28.05% |
| Bolton | 30.99% | Wolcott | 27.44% | Hebron | 24.37% | Berlin | 21.42% | Stamford Area3 | 27.87% |
| Deep River | 30.99% | Shelton | 27.39% | Stratford | 24.34% | Putnam | 21.28% | New Haven Area2 | 26.08% |
| Haddam | 30.72% | Portland | 27.38% | Newington | 24.30% | Torrington | 21.25% | Bridgeport Area2 | 24.34% |
| Darien | 30.52% | Goshen | 27.32% | Morris | 24.04% | Litchfield | 21.15% | Hartford Area2 | 21.96% |
| Colchester | 30.44% | Thomaston | 27.25% | Bethany | 24.02% | Bloomfield | 21.12% | Bridgeport Area3 | 21.36% |
| Salem | 30.22% | Middlebury | 27.23% | New Haven | 23.84% | Mansfield | 20.96% | Hartford Area1 | 19.13% |
| Tolland | 30.21% | Fairfield | 27.16% | Seymour | 23.80% | Bristol | 20.96% | Bridgeport Area1 | 19.00% |
| Norwalk | 30.12% | Plainville | 27.07% | Burlington | 23.76% | Ashford | 20.84% | New Haven Area3 | 18.02% |
| Suffield | 30.05% | New London | 26.92% | Enfield | 23.68% | Norwich | 20.79% | Hartford Area3 | 14.02% |
| Clinton | 29.93% | Orange | 26.86% | Milford | 23.67% | Preston | 20.76% | | |
| Stamford | 29.91% | West Haven | 26.79% | Monroe | 23.65% | Brooklyn | 20.46% | Questions ? | Beth.Dugan@umb.edu |
| Groton | 29.63% | Middlefield | 26.68% | Somers | 23.64% | Ellington | 20.23% | https://healthyaqingdatareports.org | |