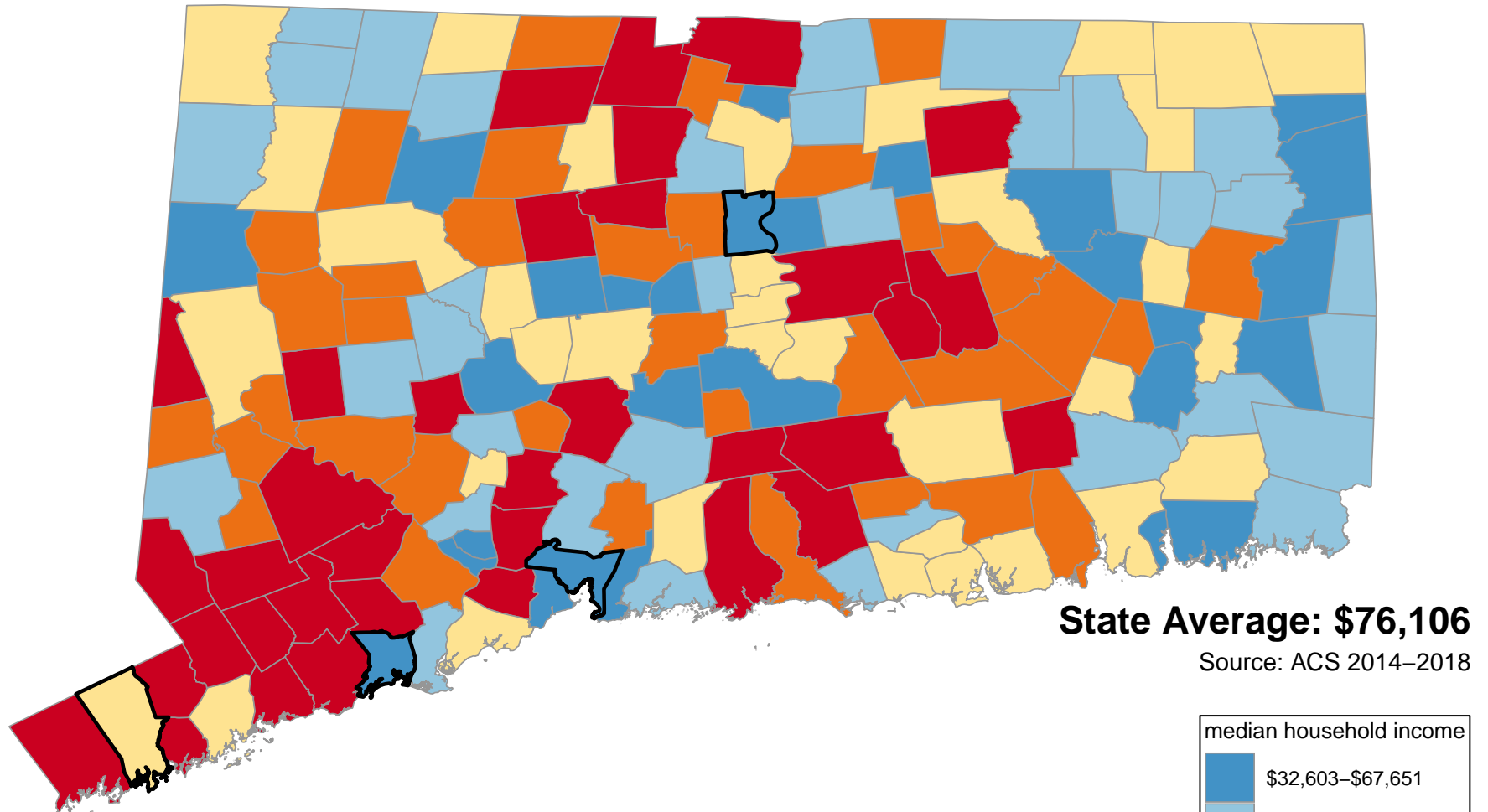
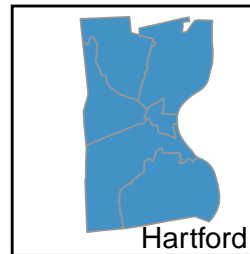
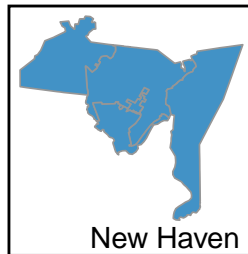
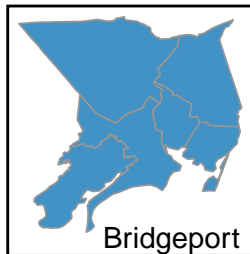



Median Annual Household Income (All Ages)



State Average: \$76,106

Source: ACS 2014–2018



Questions or ideas?
Beth.Dugan@umb.edu
12/2020

Median Household Income

Andover	\$101,098	Durham	\$117,631	Lyme	\$96,146	Pomfret	\$78,958	Warren	\$107,813
Ansonia	\$53,540	East Granby	\$100,689	Madison	\$104,754	Portland	\$91,295	Washington	\$97,604
Ashford	\$68,269	East Haddam	\$91,339	Manchester	\$70,736	Preston	\$75,568	Waterbury	\$41,617
Avon	\$132,500	East Hampton	\$100,780	Mansfield	\$56,807	Prospect	\$100,524	Waterford	\$85,438
Barkhamsted	\$111,071	East Hartford	\$55,468	Marlborough	\$109,750	Putnam	\$59,753	Watertown	\$76,920
Beacon Falls	\$86,842	East Haven	\$65,333	Meriden	\$57,886	Redding	\$128,047	West Hartford	\$99,280
Berlin	\$95,996	East Lyme	\$93,416	Middlebury	\$108,977	Ridgefield	\$158,518	West Haven	\$58,112
Bethany	\$119,653	East Windsor	\$74,974	Middlefield	\$93,750	Rocky Hill	\$83,100	Westbrook	\$89,489
Bethel	\$101,473	Eastford	\$86,667	Middletown	\$67,651	Roxbury	\$137,656	Weston	\$219,083
Bethlehem	\$93,750	Easton	\$142,841	Milford	\$89,778	Salem	\$113,000	Westport	\$187,988
Bloomfield	\$76,952	Ellington	\$85,572	Monroe	\$115,049	Salisbury	\$83,698	Wethersfield	\$83,391
Bolton	\$105,417	Enfield	\$76,423	Montville	\$73,765	Scotland	\$89,000	Willington	\$74,940
Bozrah	\$87,109	Essex	\$87,000	Morris	\$94,500	Seymour	\$70,941	Wilton	\$187,903
Branford	\$80,167	Fairfield	\$134,559	Naugatuck	\$70,512	Sharon	\$78,403	Winchester	\$68,651
Bridgeport	\$45,441	Farmington	\$94,606	New Britain	\$45,258	Shelton	\$94,446	Windham	\$44,091
Bridgewater	\$106,429	Franklin	\$94,000	New Canaan	\$192,428	Sherman	\$113,506	Windsor	\$88,986
Bristol	\$66,829	Glastonbury	\$116,625	New Fairfield	\$107,089	Simsbury	\$119,588	Windsor Locks	\$66,846
Brookfield	\$107,255	Goshen	\$98,967	New Hartford	\$99,926	Somers	\$105,164	Wolcott	\$86,786
Brooklyn	\$72,090	Granby	\$121,114	New Haven	\$41,142	South Windsor	\$107,088	Woodbridge	\$142,188
Burlington	\$126,341	Greenwich	\$142,819	New London	\$39,675	Southbury	\$94,176	Woodbury	\$78,025
Canaan	\$77,847	Griswold	\$62,542	New Milford	\$87,188	Southington	\$92,220	Woodstock	\$89,531
Canterbury	\$92,835	Groton	\$66,999	Newington	\$80,310	Sprague	\$65,688	Neighborhoods	
Canton	\$89,255	Guilford	\$110,000	Newtown	\$123,974	Stafford	\$72,806	Bridgeport Area1	\$56,607
Chaplin	\$68,889	Haddam	\$108,800	Norfolk	\$75,547	Stamford	\$89,309	Bridgeport Area2	\$39,469
Cheshire	\$112,945	Hamden	\$75,392	North Branford	\$86,087	Sterling	\$77,985	Bridgeport Area3	\$41,594
Chester	\$92,417	Hampton	\$75,288	North Canaan	\$68,438	Stonington	\$79,250	Hartford Area1	\$32,603
Clinton	\$76,360	Hartford	\$34,338	North Haven	\$99,094	Stratford	\$75,845	Hartford Area2	\$55,969
Colchester	\$103,380	Hartland	\$95,259	North Stonington	\$76,985	Suffield	\$111,573	Hartford Area3	\$35,615
Colebrook	\$91,786	Harwinton	\$108,355	Norwalk	\$82,474	Thomaston	\$67,862	New Haven Area1	\$53,928
Columbia	\$106,604	Hebron	\$110,938	Norwich	\$55,391	Thompson	\$80,941	New Haven Area2	\$40,803
Cornwall	\$82,083	Kent	\$65,985	Old Lyme	\$92,383	Tolland	\$115,718	New Haven Area3	\$41,507
Coventry	\$91,461	Killingly	\$61,709	Old Saybrook	\$81,411	Torrington	\$63,576	Stamford Area1	\$208,866
Cromwell	\$91,841	Killingworth	\$113,068	Orange	\$117,215	Trumbull	\$118,707	Stamford Area2	\$73,201
Danbury	\$71,672	Lebanon	\$95,757	Oxford	\$106,047	Union	\$90,714	Stamford Area3	\$95,458
Darien	\$210,511	Ledyard	\$91,268	Plainfield	\$67,551	Vernon	\$62,566		
Deep River	\$71,641	Lisbon	\$88,553	Plainville	\$65,553	Voluntown	\$75,673		
Derby	\$56,301	Litchfield	\$80,570	Plymouth	\$80,750	Wallingford	\$79,420		

Median Household Income (Ranked)

Weston	\$219,083	Brookfield	\$107,255	Colebrook	\$91,786	Sharon	\$78,403	Plainville	\$65,553
Darien	\$210,511	New Fairfield	\$107,089	Coventry	\$91,461	Woodbury	\$78,025	East Haven	\$65,333
New Canaan	\$192,428	South Windsor	\$107,088	East Haddam	\$91,339	Sterling	\$77,985	Torrington	\$63,576
Westport	\$187,988	Columbia	\$106,604	Portland	\$91,295	Canaan	\$77,847	Vernon	\$62,566
Wilton	\$187,903	Bridgewater	\$106,429	Ledyard	\$91,268	North Stonington	\$76,985	Griswold	\$62,542
Ridgefield	\$158,518	Oxford	\$106,047	Union	\$90,714	Bloomfield	\$76,952	Killingly	\$61,709
Easton	\$142,841	Bolton	\$105,417	Milford	\$89,778	Watertown	\$76,920	Putnam	\$59,753
Greenwich	\$142,819	Somers	\$105,164	Woodstock	\$89,531	Enfield	\$76,423	West Haven	\$58,112
Woodbridge	\$142,188	Madison	\$104,754	Westbrook	\$89,489	Clinton	\$76,360	Meriden	\$57,886
Roxbury	\$137,656	Colchester	\$103,380	Stamford	\$89,309	Stratford	\$75,845	Mansfield	\$56,807
Fairfield	\$134,559	Bethel	\$101,473	Canton	\$89,255	Voluntown	\$75,673	Derby	\$56,301
Avon	\$132,500	Andover	\$101,098	Scotland	\$89,000	Preston	\$75,568	East Hartford	\$55,468
Redding	\$128,047	East Hampton	\$100,780	Windsor	\$88,986	Norfolk	\$75,547	Norwich	\$55,391
Burlington	\$126,341	East Granby	\$100,689	Lisbon	\$88,553	Hamden	\$75,392	Ansonia	\$53,540
Newtown	\$123,974	Prospect	\$100,524	New Milford	\$87,188	Hampton	\$75,288	Bridgeport	\$45,441
Granby	\$121,114	New Hartford	\$99,926	Bozrah	\$87,109	East Windsor	\$74,974	New Britain	\$45,258
Bethany	\$119,653	West Hartford	\$99,280	Essex	\$87,000	Willington	\$74,940	Windham	\$44,091
Simsbury	\$119,588	North Haven	\$99,094	Beacon Falls	\$86,842	Montville	\$73,765	Waterbury	\$41,617
Trumbull	\$118,707	Goshen	\$98,967	Wolcott	\$86,786	Stafford	\$72,806	New Haven	\$41,142
Durham	\$117,631	Washington	\$97,604	Eastford	\$86,667	Brooklyn	\$72,090	New London	\$39,675
Orange	\$117,215	Lyme	\$96,146	North Branford	\$86,087	Danbury	\$71,672	Hartford	\$34,338
Glastonbury	\$116,625	Berlin	\$95,996	Ellington	\$85,572	Deep River	\$71,641	Neighborhoods	
Tolland	\$115,718	Lebanon	\$95,757	Waterford	\$85,438	Seymour	\$70,941	Stamford Area1	\$208,866
Monroe	\$115,049	Hartland	\$95,259	Salisbury	\$83,698	Manchester	\$70,736	Stamford Area3	\$95,458
Sherman	\$113,506	Farmington	\$94,606	Wethersfield	\$83,391	Naugatuck	\$70,512	Stamford Area2	\$73,201
Killingworth	\$113,068	Morris	\$94,500	Rocky Hill	\$83,100	Chaplin	\$68,889	Bridgeport Area1	\$56,607
Salem	\$113,000	Shelton	\$94,446	Norwalk	\$82,474	Winchester	\$68,651	Hartford Area2	\$55,969
Cheshire	\$112,945	Southbury	\$94,176	Cornwall	\$82,083	North Canaan	\$68,438	New Haven Area1	\$53,928
Suffield	\$111,573	Franklin	\$94,000	Old Saybrook	\$81,411	Ashford	\$68,269	Bridgeport Area3	\$41,594
Barkhamsted	\$111,071	Bethlehem	\$93,750	Thompson	\$80,941	Thomaston	\$67,862	New Haven Area3	\$41,507
Hebron	\$110,938	Middlefield	\$93,750	Plymouth	\$80,750	Middletown	\$67,651	New Haven Area2	\$40,803
Guilford	\$110,000	East Lyme	\$93,416	Litchfield	\$80,570	Plainfield	\$67,551	Bridgeport Area2	\$39,469
Marlborough	\$109,750	Canterbury	\$92,835	Newington	\$80,310	Groton	\$66,999	Hartford Area3	\$35,615
Middlebury	\$108,977	Chester	\$92,417	Branford	\$80,167	Windsor Locks	\$66,846	Hartford Area1	\$32,603
Haddam	\$108,800	Old Lyme	\$92,383	Wallingford	\$79,420	Bristol	\$66,829		
Harwinton	\$108,355	Southington	\$92,220	Stonington	\$79,250	Kent	\$65,985	Questions ?	Beth.Dugan@umb.edu
Warren	\$107,813	Cromwell	\$91,841	Pomfret	\$78,958	Sprague	\$65,688		https://healthyaqingdatareports.org