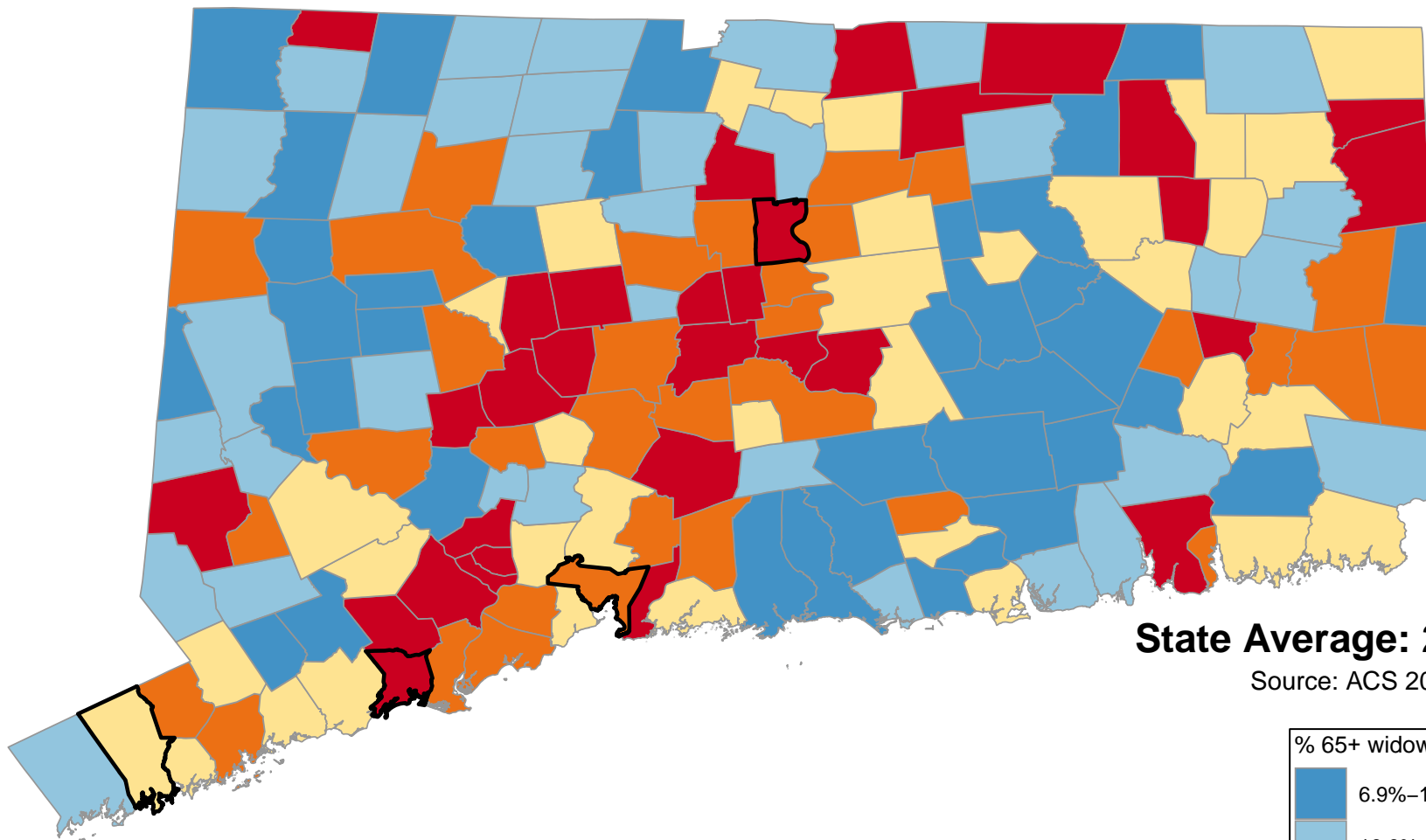
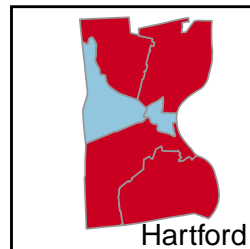
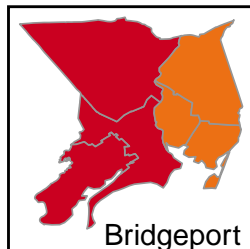
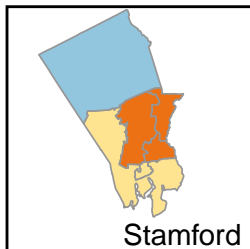
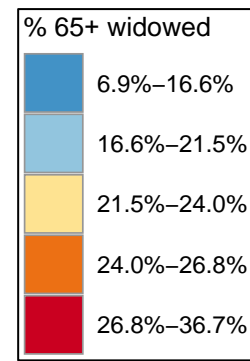


Percentage of Population Age 65+ Years Widowed



State Average: 24.2%

Source: ACS 2014–2018



Questions or ideas?
Beth.Dugan@umb.edu
12/2020

% 65+ Population Who Are Widowed

Andover	22.22%	Durham	16.79%	Lyme	16.62%	Pomfret	21.53%	Warren	13.14%
Ansonia	29.25%	East Granby	22.89%	Madison	15.67%	Portland	34.29%	Washington	11.74%
Ashford	28.55%	East Haddam	15.72%	Manchester	21.61%	Preston	22.33%	Waterbury	31.16%
Avon	20.87%	East Hampton	23.33%	Mansfield	23.54%	Prospect	22.40%	Waterford	28.12%
Barkhamsted	19.53%	East Hartford	24.31%	Marlborough	14.86%	Putnam	32.60%	Watertown	25.59%
Beacon Falls	17.43%	East Haven	30.74%	Meriden	26.77%	Redding	20.91%	West Hartford	24.54%
Berlin	28.66%	East Lyme	19.98%	Middlebury	29.38%	Ridgefield	18.31%	West Haven	23.82%
Bethany	17.43%	East Windsor	22.37%	Middlefield	21.64%	Rocky Hill	26.42%	Westbrook	15.70%
Bethel	26.76%	Eastford	23.67%	Middletown	26.04%	Roxbury	14.74%	Weston	6.86%
Bethlehem	10.55%	Easton	15.63%	Milford	24.08%	Salem	10.36%	Westport	23.20%
Bloomfield	27.60%	Ellington	29.07%	Monroe	22.96%	Salisbury	16.02%	Wethersfield	24.94%
Bolton	10.99%	Enfield	28.54%	Montville	20.81%	Scotland	21.41%	Willington	14.70%
Bozrah	15.64%	Essex	11.22%	Morris	12.26%	Seymour	32.67%	Wilton	21.88%
Branford	22.37%	Fairfield	23.77%	Naugatuck	26.67%	Sharon	17.81%	Winchester	20.19%
Bridgeport	28.98%	Farmington	24.53%	New Britain	26.80%	Shelton	27.79%	Windham	23.70%
Bridgewater	15.43%	Franklin	24.65%	New Canaan	26.65%	Sherman	14.97%	Windsor	20.58%
Bristol	28.67%	Glastonbury	23.60%	New Fairfield	18.54%	Simsbury	20.05%	Windsor Locks	21.82%
Brookfield	21.49%	Goshen	18.71%	New Hartford	19.78%	Somers	16.94%	Wolcott	29.87%
Brooklyn	20.65%	Granby	14.70%	New Haven	24.37%	South Windsor	24.77%	Woodbridge	23.47%
Burlington	21.86%	Greenwich	20.53%	New London	24.28%	Southbury	24.90%	Woodbury	17.09%
Canaan	19.14%	Griswold	24.02%	New Milford	21.30%	Southington	26.37%	Woodstock	20.21%
Canterbury	19.78%	Groton	23.24%	Newington	28.58%	Sprague	31.98%	Neighborhoods	
Canton	15.06%	Guilford	16.03%	Newtown	23.01%	Stafford	28.27%	Bridgeport Area1	27.57%
Chaplin	30.53%	Haddam	14.24%	Norfolk	14.03%	Stamford	23.38%	Bridgeport Area2	33.29%
Cheshire	26.00%	Hamden	22.23%	North Branford	24.81%	Sterling	15.84%	Bridgeport Area3	25.76%
Chester	24.20%	Hampton	21.85%	North Canaan	36.74%	Stonington	23.51%	Hartford Area1	29.19%
Clinton	18.20%	Hartford	27.23%	North Haven	24.22%	Stratford	26.44%	Hartford Area2	17.97%
Colchester	16.13%	Hartland	19.94%	North Stonington	20.00%	Suffield	18.75%	Hartford Area3	29.49%
Colebrook	20.00%	Harwinton	10.49%	Norwalk	25.84%	Thomaston	21.91%	New Haven Area1	25.27%
Columbia	7.94%	Hebron	15.63%	Norwich	23.99%	Thompson	23.77%	New Haven Area2	22.19%
Cornwall	16.62%	Kent	25.73%	Old Lyme	17.95%	Tolland	20.52%	New Haven Area3	27.18%
Coventry	14.40%	Killingly	29.15%	Old Saybrook	22.80%	Torrington	25.96%	Stamford Area1	18.00%
Cromwell	29.69%	Killingworth	13.60%	Orange	25.87%	Trumbull	28.33%	Stamford Area2	23.20%
Danbury	27.74%	Lebanon	14.06%	Oxford	13.52%	Union	9.54%	Stamford Area3	26.72%
Darien	21.73%	Ledyard	12.32%	Plainfield	26.42%	Vernon	26.64%		
Deep River	23.74%	Lisbon	25.42%	Plainville	21.14%	Voluntown	24.77%		
Derby	35.59%	Litchfield	26.04%	Plymouth	30.45%	Wallingford	28.96%		

% 65+ Population Who Are Widowed (Ranked)

North Canaan	36.74%	Rocky Hill	26.42%	Woodbridge	23.47%	Simsbury	20.05%	Roxbury	14.74%
Derby	35.59%	Plainfield	26.42%	Stamford	23.38%	Colebrook	20.00%	Granby	14.70%
Portland	34.29%	Southington	26.37%	East Hampton	23.33%	North Stonington	20.00%	Willington	14.70%
Seymour	32.67%	Litchfield	26.04%	Groton	23.24%	East Lyme	19.98%	Coventry	14.40%
Putnam	32.60%	Middletown	26.04%	Westport	23.20%	Hartland	19.94%	Haddam	14.24%
Sprague	31.98%	Cheshire	26.00%	Newtown	23.01%	Canterbury	19.78%	Lebanon	14.06%
Waterbury	31.16%	Torrington	25.96%	Monroe	22.96%	New Hartford	19.78%	Norfolk	14.03%
East Haven	30.74%	Orange	25.87%	East Granby	22.89%	Barkhamsted	19.53%	Killingworth	13.60%
Chaplin	30.53%	Norwalk	25.84%	Old Saybrook	22.80%	Canaan	19.14%	Oxford	13.52%
Plymouth	30.45%	Kent	25.73%	Prospect	22.40%	Suffield	18.75%	Warren	13.14%
Wolcott	29.87%	Watertown	25.59%	Branford	22.37%	Goshen	18.71%	Ledyard	12.32%
Cromwell	29.69%	Lisbon	25.42%	East Windsor	22.37%	New Fairfield	18.54%	Morris	12.26%
Middlebury	29.38%	Wethersfield	24.94%	Preston	22.33%	Ridgefield	18.31%	Washington	11.74%
Ansonia	29.25%	Southbury	24.90%	Hamden	22.23%	Clinton	18.20%	Essex	11.22%
Killingly	29.15%	North Branford	24.81%	Andover	22.22%	Old Lyme	17.95%	Bolton	10.99%
Ellington	29.07%	Voluntown	24.77%	Thomaston	21.91%	Sharon	17.81%	Bethlehem	10.55%
Bridgeport	28.98%	South Windsor	24.77%	Wilton	21.88%	Beacon Falls	17.43%	Harwinton	10.49%
Wallingford	28.96%	Franklin	24.65%	Burlington	21.86%	Bethany	17.43%	Salem	10.36%
Bristol	28.67%	West Hartford	24.54%	Hampton	21.85%	Woodbury	17.09%	Union	9.54%
Berlin	28.66%	Farmington	24.53%	Windsor Locks	21.82%	Somers	16.94%	Columbia	7.94%
Newington	28.58%	New Haven	24.37%	Darien	21.73%	Durham	16.79%	Weston	6.86%
Ashford	28.55%	East Hartford	24.31%	Middlefield	21.64%	Cornwall	16.62%		
Enfield	28.54%	New London	24.28%	Manchester	21.61%	Lyme	16.62%	Neighborhoods	
Trumbull	28.33%	North Haven	24.22%	Pomfret	21.53%	Colchester	16.13%	Bridgeport Area2	33.29%
Stafford	28.27%	Chester	24.20%	Brookfield	21.49%	Guilford	16.03%	Hartford Area3	29.49%
Waterford	28.12%	Milford	24.08%	Scotland	21.41%	Salisbury	16.02%	Hartford Area1	29.19%
Shelton	27.79%	Griswold	24.02%	New Milford	21.30%	Sterling	15.84%	Bridgeport Area1	27.57%
Danbury	27.74%	Norwich	23.99%	Plainville	21.14%	East Haddam	15.72%	New Haven Area3	27.18%
Bloomfield	27.60%	West Haven	23.82%	Redding	20.91%	Westbrook	15.70%	Stamford Area3	26.72%
Hartford	27.23%	Fairfield	23.77%	Avon	20.87%	Madison	15.67%	Bridgeport Area3	25.76%
New Britain	26.80%	Thompson	23.77%	Montville	20.81%	Bozrah	15.64%	New Haven Area1	25.27%
Meriden	26.77%	Deep River	23.74%	Brooklyn	20.65%	East Haddam	15.72%	Stamford Area2	23.20%
Bethel	26.76%	Windham	23.70%	Windsor	20.58%	Hebron	15.63%	New Haven Area2	22.19%
Naugatuck	26.67%	Eastford	23.67%	Greenwich	20.53%	Easton	15.63%	Stamford Area1	18.00%
New Canaan	26.65%	Glastonbury	23.60%	Tolland	20.52%	Bridgewater	15.43%	Hartford Area2	17.97%
Vernon	26.64%	Mansfield	23.54%	Woodstock	20.21%	Canton	15.06%		
Stratford	26.44%	Stonington	23.51%	Winchester	20.19%	Sherman	14.97%	Questions ?	Beth.Dugan@umb.edu
						Marlborough	14.86%		https://healthvagingdatareports.org