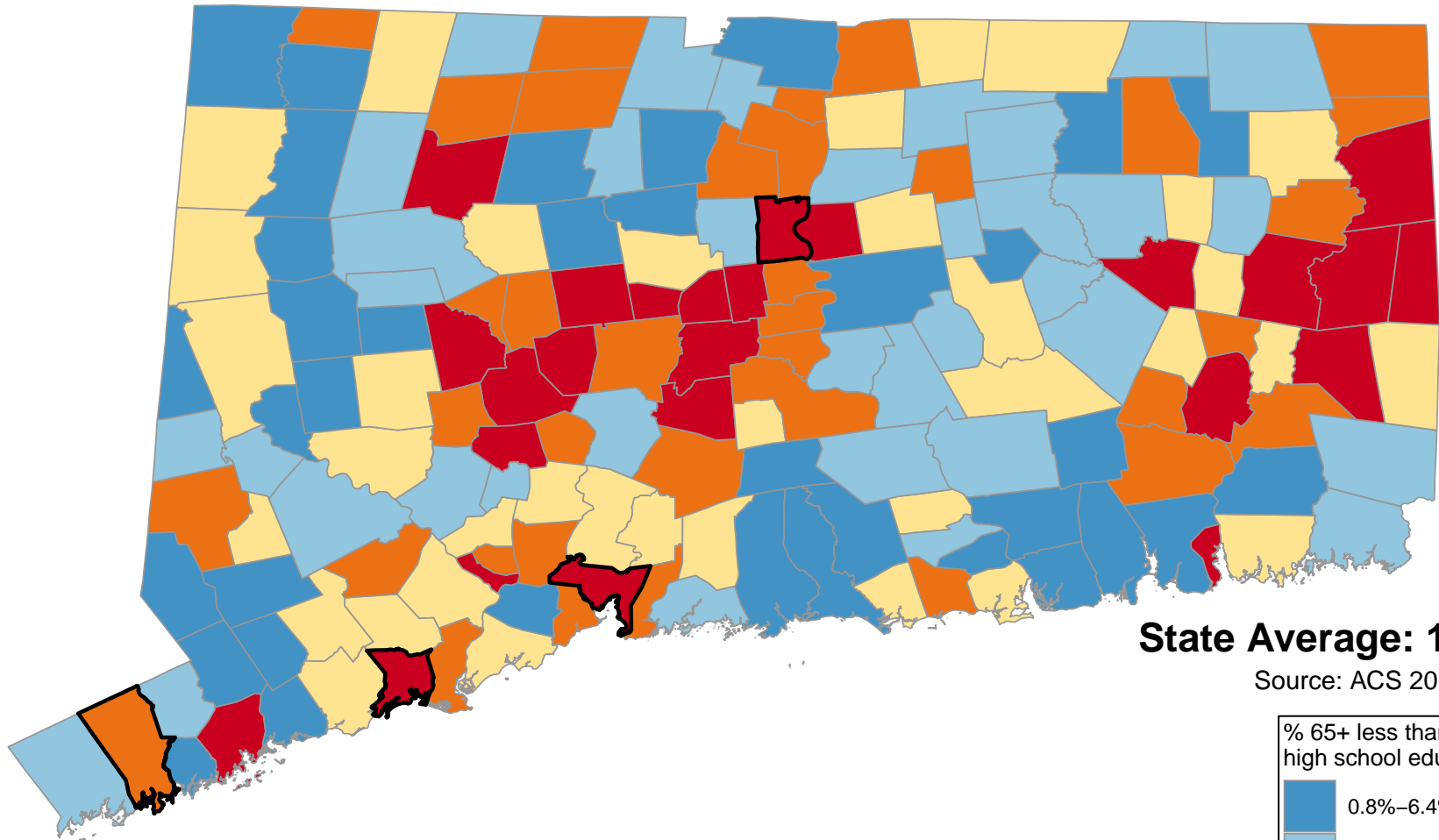
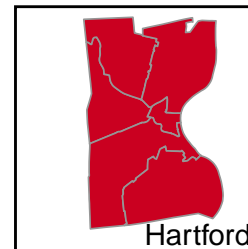
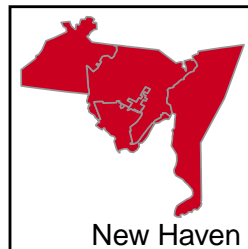
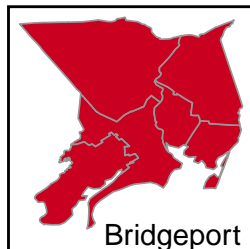
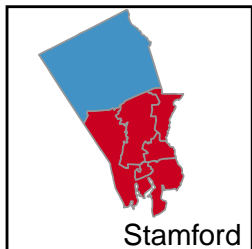
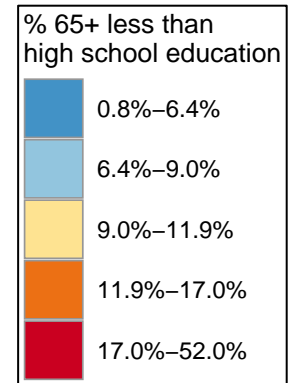


Percentage of Population Age 65+ Years with Less than High School Education



State Average: 14.7%

Source: ACS 2014–2018



% 65+ Population with Less Than High School Education

Andover	3.70%	Durham	4.46%	Lyme	6.04%	Pomfret	9.95%	Warren	4.17%
Ansonia	13.60%	East Granby	6.51%	Madison	4.57%	Portland	6.47%	Washington	0.82%
Ashford	16.46%	East Haddam	6.87%	Manchester	9.54%	Preston	15.15%	Waterbury	32.58%
Avon	5.47%	East Hampton	7.87%	Mansfield	8.72%	Prospect	16.45%	Waterford	6.41%
Barkhamsted	12.33%	East Hartford	26.36%	Marlborough	6.69%	Putnam	13.34%	Watertown	18.49%
Beacon Falls	7.97%	East Haven	16.02%	Meriden	21.90%	Redding	2.56%	West Hartford	8.48%
Berlin	18.26%	East Lyme	5.88%	Middlebury	12.60%	Ridgefield	5.80%	West Haven	15.85%
Bethany	10.52%	East Windsor	11.27%	Middlefield	9.75%	Rocky Hill	13.00%	Westbrook	14.20%
Bethel	9.57%	Eastford	3.67%	Middletown	16.71%	Roxbury	2.48%	Weston	1.29%
Bethlehem	2.83%	Easton	10.71%	Milford	9.66%	Salem	6.28%	Westport	2.65%
Bloomfield	16.60%	Ellington	6.59%	Monroe	14.17%	Salisbury	4.42%	Wethersfield	12.76%
Bolton	7.75%	Enfield	12.78%	Montville	12.09%	Scotland	11.44%	Willington	6.09%
Bozrah	12.93%	Essex	3.12%	Morris	6.49%	Seymour	10.95%	Wilton	5.16%
Branford	8.75%	Fairfield	9.70%	Naugatuck	19.25%	Sharon	9.13%	Winchester	16.78%
Bridgeport	37.17%	Farmington	9.90%	New Britain	30.27%	Shelton	10.07%	Windham	20.26%
Bridgewater	3.24%	Franklin	10.08%	New Canaan	7.11%	Sherman	2.32%	Windsor	14.16%
Bristol	20.14%	Glastonbury	3.31%	New Fairfield	7.72%	Simsbury	6.04%	Windsor Locks	14.95%
Brookfield	8.32%	Goshen	6.95%	New Hartford	5.63%	Somers	10.15%	Wolcott	19.22%
Brooklyn	13.21%	Granby	7.70%	New Haven	23.40%	South Windsor	6.72%	Woodbridge	12.80%
Burlington	5.68%	Greenwich	8.84%	New London	19.26%	Southbury	10.23%	Woodbury	9.97%
Canaan	4.95%	Griswold	19.92%	New Milford	9.64%	Southington	14.48%	Woodstock	8.51%
Canterbury	25.73%	Groton	10.20%	Newington	17.29%	Sprague	15.09%		
Canton	8.48%	Guilford	4.24%	Newtown	6.43%	Stafford	11.27%	Neighborhoods	
Chaplin	11.45%	Haddam	6.71%	Norfolk	10.63%	Stamford	16.03%	Bridgeport Area1	30.33%
Cheshire	7.29%	Hamden	11.94%	North Branford	9.37%	Sterling	21.04%	Bridgeport Area2	36.90%
Chester	9.62%	Hampton	8.40%	North Canaan	13.45%	Stonington	8.95%	Bridgeport Area3	45.01%
Clinton	11.07%	Hartford	44.60%	North Haven	9.60%	Stratford	16.70%	Hartford Area1	38.59%
Colchester	11.82%	Hartland	14.89%	North Stonington	8.58%	Suffield	6.33%	Hartford Area2	31.84%
Colebrook	6.67%	Harwinton	9.45%	Norwalk	18.48%	Thomaston	13.59%	Hartford Area3	51.99%
Columbia	8.52%	Hebron	9.15%	Norwich	21.51%	Thompson	16.74%	New Haven Area1	19.73%
Cornwall	2.18%	Kent	11.54%	Old Lyme	2.94%	Tolland	7.47%	New Haven Area2	23.52%
Coventry	7.78%	Killingly	25.54%	Old Saybrook	8.96%	Torrington	17.07%	New Haven Area3	25.23%
Cromwell	14.73%	Killingworth	5.30%	Orange	5.56%	Trumbull	9.33%	Stamford Area1	4.18%
Danbury	16.99%	Lebanon	7.87%	Oxford	8.19%	Union	8.40%	Stamford Area2	33.89%
Darien	6.26%	Ledyard	4.78%	Plainfield	23.99%	Vernon	12.10%	Stamford Area3	17.02%
Deep River	7.49%	Lisbon	11.45%	Plainville	24.41%	Voluntown	10.45%		
Derby	28.27%	Litchfield	8.68%	Plymouth	14.47%	Wallingford	15.93%		

% 65+ Population with Less Than High School Education (Ranked)

Hartford	44.60%	Preston	15.15%	Voluntown	10.45%	Beacon Falls	7.97%	Canaan	4.95%
Bridgeport	37.17%	Sprague	15.09%	Southbury	10.23%	Lebanon	7.87%	Ledyard	4.78%
Waterbury	32.58%	Windsor Locks	14.95%	Groton	10.20%	East Hampton	7.87%	Madison	4.57%
New Britain	30.27%	Hartland	14.89%	Somers	10.15%	Coventry	7.78%	Durham	4.46%
Derby	28.27%	Cromwell	14.73%	Franklin	10.08%	Bolton	7.75%	Salisbury	4.42%
East Hartford	26.36%	Southington	14.48%	Shelton	10.07%	New Fairfield	7.72%	Guilford	4.24%
Canterbury	25.73%	Plymouth	14.47%	Woodbury	9.97%	Granby	7.70%	Warren	4.17%
Killingly	25.54%	Westbrook	14.20%	Pomfret	9.95%	Deep River	7.49%	Andover	3.70%
Plainville	24.41%	Monroe	14.17%	Farmington	9.90%	Tolland	7.47%	Eastford	3.67%
Plainfield	23.99%	Windsor	14.16%	Middlefield	9.75%	Cheshire	7.29%	Glastonbury	3.31%
New Haven	23.40%	Ansonia	13.60%	Fairfield	9.70%	New Canaan	7.11%	Bridgewater	3.24%
Meriden	21.90%	Thomaston	13.59%	Milford	9.66%	Goshen	6.95%	Essex	3.12%
Norwich	21.51%	North Canaan	13.45%	New Milford	9.64%	East Haddam	6.87%	Old Lyme	2.94%
Sterling	21.04%	Putnam	13.34%	Chester	9.62%	South Windsor	6.72%	Bethlehem	2.83%
Windham	20.26%	Brooklyn	13.21%	North Haven	9.60%	Haddam	6.71%	Westport	2.65%
Bristol	20.14%	Rocky Hill	13.00%	Bethel	9.57%	Marlborough	6.69%	Redding	2.56%
Griswold	19.92%	Bozrah	12.93%	Manchester	9.54%	Colebrook	6.67%	Roxbury	2.48%
New London	19.26%	Woodbridge	12.80%	Harwinton	9.45%	Ellington	6.59%	Sherman	2.32%
Naugatuck	19.25%	Enfield	12.78%	North Branford	9.37%	East Granby	6.51%	Cornwall	2.18%
Wolcott	19.22%	Wethersfield	12.76%	Trumbull	9.33%	Morris	6.49%	Weston	1.29%
Watertown	18.49%	Middlebury	12.60%	Hebron	9.15%	Portland	6.47%	Washington	0.82%
Norwalk	18.48%	Barkhamsted	12.33%	Sharon	9.13%	Newtown	6.43%		
Berlin	18.26%	Vernon	12.10%	Old Saybrook	8.96%	Waterford	6.41%	Neighborhoods	
Newington	17.29%	Montville	12.09%	Stonington	8.95%	Suffield	6.33%	Hartford Area3	51.99%
Torrington	17.07%	Hamden	11.94%	Greenwich	8.84%	Salem	6.28%	Bridgeport Area3	45.01%
Danbury	16.99%	Colchester	11.82%	Branford	8.75%	Darien	6.26%	Hartford Area1	38.59%
Winchester	16.78%	Kent	11.54%	Mansfield	8.72%	Willington	6.09%	Bridgeport Area2	36.90%
Thompson	16.74%	Lisbon	11.45%	Litchfield	8.68%	Simsbury	6.04%	Stamford Area2	33.89%
Middletown	16.71%	Chaplin	11.45%	North Stonington	8.58%	Lyme	6.04%	Hartford Area2	31.84%
Stratford	16.70%	Scotland	11.44%	Columbia	8.52%	Lyme	6.04%	Bridgeport Area1	30.33%
Bloomfield	16.60%	East Windsor	11.27%	Woodstock	8.51%	East Lyme	5.88%	New Haven Area3	25.23%
Ashford	16.46%	Stafford	11.27%	West Hartford	8.48%	Ridgefield	5.80%	New Haven Area2	23.52%
Prospect	16.45%	Clinton	11.07%	West Hartford	8.48%	Burlington	5.68%	New Haven Area1	19.73%
Stamford	16.03%	Seymour	10.95%	Canton	8.48%	New Hartford	5.63%	Stamford Area3	17.02%
East Haven	16.02%	Easton	10.71%	Hampton	8.40%	Orange	5.56%	Stamford Area1	4.18%
Wallingford	15.93%	Norfolk	10.63%	Union	8.40%	Avon	5.47%		
West Haven	15.85%	Bethany	10.52%	Brookfield	8.32%	Killingworth	5.30%	Questions ?	Beth.Dugan@umb.edu
				Oxford	8.19%	Wilton	5.16%		https://healthyingqingdatareports.org