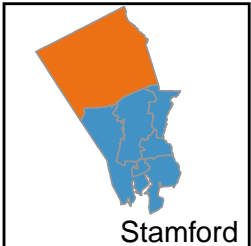
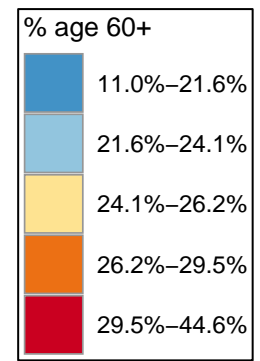
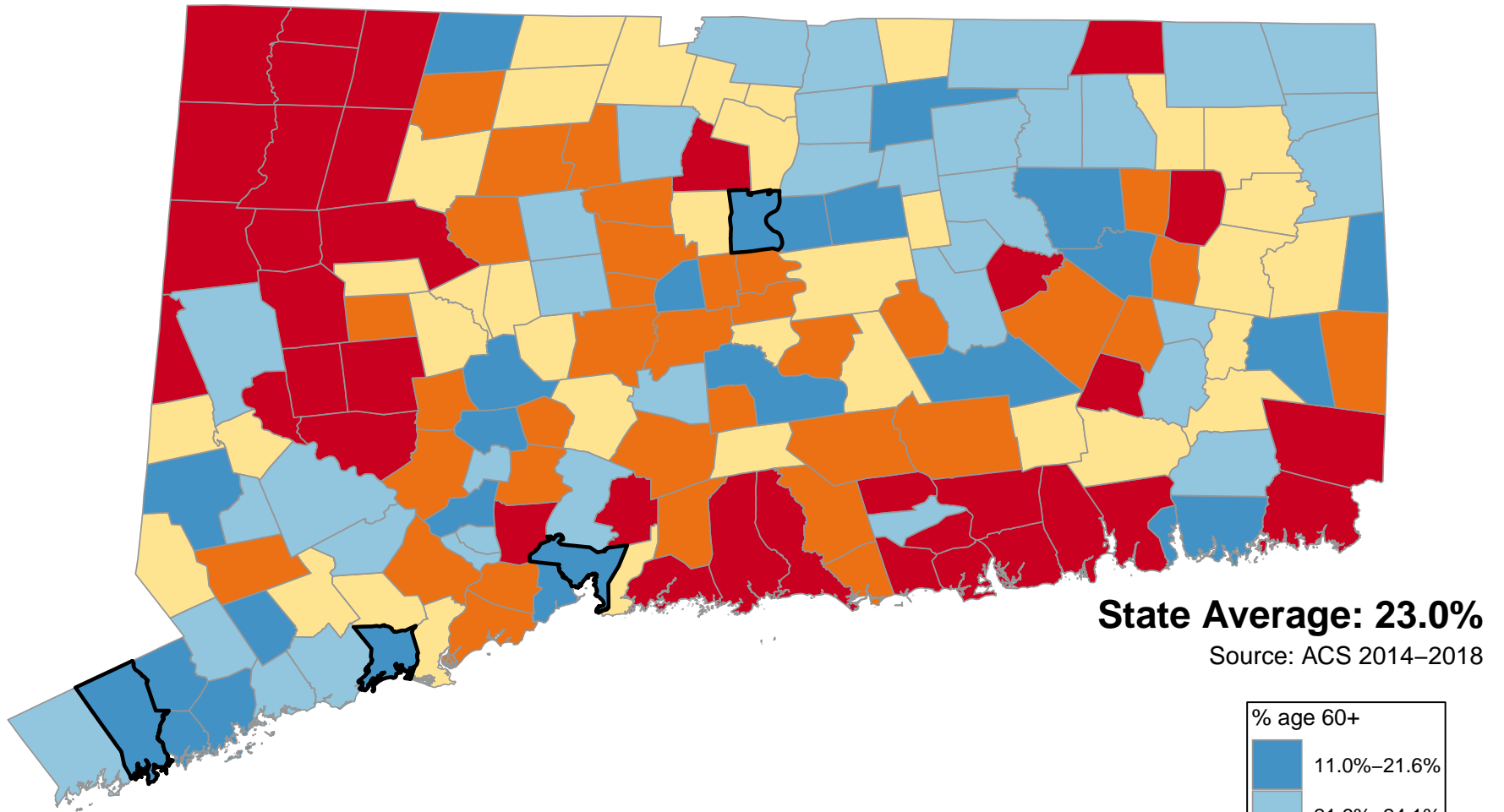


# Percentage of Population Age 60+ Years



Questions or ideas?  
Beth.Dugan@umb.edu  
12/2020

## Population 60 Years or Older as % of Total Population

Andover	22.28%	Durham	24.78%	Lyme	36.61%	Pomfret	25.21%	Warren	29.68%
Ansonia	22.47%	East Granby	24.24%	Madison	30.40%	Portland	26.36%	Washington	37.24%
Ashford	22.15%	East Haddam	27.56%	Manchester	20.41%	Preston	25.74%	Waterbury	18.84%
Avon	28.21%	East Hampton	24.49%	Mansfield	10.99%	Prospect	26.60%	Waterford	29.76%
Barkhamsted	25.58%	East Hartford	19.30%	Marlborough	26.71%	Putnam	23.91%	Watertown	25.65%
Beacon Falls	23.79%	East Haven	25.87%	Meriden	23.78%	Redding	27.94%	West Hartford	25.19%
Berlin	29.28%	East Lyme	30.10%	Middlebury	27.93%	Ridgefield	24.17%	West Haven	19.24%
Bethany	28.98%	East Windsor	23.46%	Middlefield	28.78%	Rocky Hill	28.16%	Westbrook	34.33%
Bethel	21.72%	Eastford	25.45%	Middletown	20.33%	Roxbury	37.57%	Weston	21.40%
Bethlehem	29.49%	Easton	25.54%	Milford	26.17%	Salem	24.65%	Westport	22.91%
Bloomfield	35.22%	Ellington	19.46%	Monroe	21.66%	Salisbury	44.64%	Wethersfield	26.63%
Bolton	25.77%	Enfield	21.89%	Montville	24.84%	Scotland	29.16%	Willington	22.51%
Bozrah	32.29%	Essex	39.82%	Morris	24.87%	Seymour	20.69%	Wilton	22.69%
Branford	29.96%	Fairfield	22.50%	Naugatuck	21.40%	Sharon	42.67%	Winchester	29.18%
Bridgeport	16.05%	Farmington	26.20%	New Britain	18.35%	Shelton	28.90%	Windham	17.71%
Bridgewater	39.51%	Franklin	28.61%	New Canaan	21.62%	Sherman	32.11%	Windsor	25.41%
Bristol	21.89%	Glastonbury	25.31%	New Fairfield	26.15%	Simsbury	23.68%	Windsor Locks	25.54%
Brookfield	24.64%	Goshen	30.90%	New Hartford	26.23%	Somers	25.79%	Wolcott	26.09%
Brooklyn	24.77%	Granby	25.74%	New Haven	14.33%	South Windsor	23.65%	Woodbridge	30.65%
Burlington	22.66%	Greenwich	22.83%	New London	16.63%	Southbury	37.67%	Woodbury	29.96%
Canaan	36.04%	Griswold	21.65%	New Milford	23.68%	Southington	28.00%	Woodstock	23.83%
Canterbury	25.23%	Groton	19.53%	Newington	27.32%	Sprague	24.14%		
Canton	26.30%	Guilford	31.95%	Newtown	23.11%	Stafford	23.96%	<b>Neighborhoods</b>	
Chaplin	28.30%	Haddam	28.74%	Norfolk	39.99%	Stamford	20.12%	Bridgeport Area1	17.13%
Cheshire	25.10%	Hamden	22.75%	North Branford	27.95%	Sterling	18.58%	Bridgeport Area2	15.36%
Chester	31.49%	Hampton	30.25%	North Canaan	30.77%	Stonington	32.65%	Bridgeport Area3	15.75%
Clinton	28.79%	Hartford	15.13%	North Haven	29.61%	Stratford	25.87%	Hartford Area1	15.11%
Colchester	19.83%	Hartland	25.67%	North Stonington	30.94%	Suffield	21.79%	Hartford Area2	17.66%
Colebrook	20.09%	Harwinton	28.80%	Norwalk	20.80%	Thomaston	25.51%	Hartford Area3	14.72%
Columbia	30.23%	Hebron	22.71%	Norwich	22.65%	Thompson	22.61%	New Haven Area1	16.03%
Cornwall	42.01%	Kent	38.31%	Old Lyme	35.30%	Tolland	23.03%	New Haven Area2	12.43%
Coventry	23.00%	Killingly	22.89%	Old Saybrook	35.73%	Torrington	25.36%	New Haven Area3	16.93%
Cromwell	24.58%	Killingworth	26.77%	Orange	29.32%	Trumbull	24.78%	Stamford Area1	27.77%
Danbury	18.88%	Lebanon	26.65%	Oxford	27.10%	Union	39.18%	Stamford Area2	18.28%
Darien	17.00%	Ledyard	21.66%	Plainfield	24.82%	Vernon	23.87%	Stamford Area3	20.78%
Deep River	23.70%	Lisbon	24.63%	Plainville	26.55%	Voluntown	26.49%		
Derby	22.98%	Litchfield	36.94%	Plymouth	24.57%	Wallingford	29.28%		

## Population 60 Years or Older as % of Total Population (Ranked)

Salisbury	44.64%	Orange	29.32%	Stratford	25.87%	Woodstock	23.83%	Seymour	20.69%
Sharon	42.67%	Wallingford	29.28%	Somers	25.79%	Beacon Falls	23.79%	Manchester	20.41%
Cornwall	42.01%	Berlin	29.28%	Bolton	25.77%	Meriden	23.78%	Middletown	20.33%
Norfolk	39.99%	Winchester	29.18%	Granby	25.74%	Deep River	23.70%	Stamford	20.12%
Essex	39.82%	Scotland	29.16%	Preston	25.74%	New Milford	23.68%	Colebrook	20.09%
Bridgewater	39.51%	Bethany	28.98%	Hartland	25.67%	Simsbury	23.68%	Colchester	19.83%
Union	39.18%	Shelton	28.90%	Watertown	25.65%	South Windsor	23.65%	Groton	19.53%
Kent	38.31%	Harwinton	28.80%	Barkhamsted	25.58%	East Windsor	23.46%	Ellington	19.46%
Southbury	37.67%	Clinton	28.79%	Windsor Locks	25.54%	Newtown	23.11%	East Hartford	19.30%
Roxbury	37.57%	Middlefield	28.78%	Easton	25.54%	Tolland	23.03%	West Haven	19.24%
Washington	37.24%	Haddam	28.74%	Thomaston	25.51%	Coventry	23.00%	Danbury	18.88%
Litchfield	36.94%	Franklin	28.61%	Eastford	25.45%	Derby	22.98%	Waterbury	18.84%
Lyme	36.61%	Chaplin	28.30%	Windsor	25.41%	Westport	22.91%	Sterling	18.58%
Canaan	36.04%	Avon	28.21%	Torrington	25.36%	Killingly	22.89%	New Britain	18.35%
Old Saybrook	35.73%	Rocky Hill	28.16%	Glastonbury	25.31%	Greenwich	22.83%	Windham	17.71%
Old Lyme	35.30%	Southington	28.00%	Canterbury	25.23%	Hamden	22.75%	Darien	17.00%
Bloomfield	35.22%	North Branford	27.95%	Pomfret	25.21%	Hebron	22.71%	New London	16.63%
Westbrook	34.33%	Redding	27.94%	West Hartford	25.19%	Wilton	22.69%	Bridgeport	16.05%
Stonington	32.65%	Middlebury	27.93%	Cheshire	25.10%	Burlington	22.66%	Hartford	15.13%
Bozrah	32.29%	East Haddam	27.56%	Morris	24.87%	Norwich	22.65%	New Haven	14.33%
Sherman	32.11%	Newington	27.32%	Montville	24.84%	Thompson	22.61%	Mansfield	10.99%
Guilford	31.95%	Oxford	27.10%	Plainfield	24.82%	Willington	22.51%		
Chester	31.49%	Killingworth	26.77%	Durham	24.78%	Fairfield	22.50%	<b>Neighborhoods</b>	
North Stonington	30.94%	Marlborough	26.71%	Trumbull	24.78%	Ansonia	22.47%	Stamford Area1	27.77%
Goshen	30.90%	Lebanon	26.65%	Brooklyn	24.77%	Andover	22.28%	Stamford Area3	20.78%
North Canaan	30.77%	Wethersfield	26.63%	Salem	24.65%	Ashford	22.28%	Stamford Area2	18.28%
Woodbridge	30.65%	Prospect	26.60%	Brookfield	24.64%	Bristol	22.15%	Hartford Area2	17.66%
Madison	30.40%	Plainville	26.55%	Lisbon	24.63%	Enfield	22.15%	Bridgeport Area1	17.13%
Hampton	30.25%	Voluntown	26.49%	Cromwell	24.58%	Suffield	21.89%	New Haven Area3	16.93%
Columbia	30.23%	Portland	26.36%	Plymouth	24.57%	Bethel	21.79%	New Haven Area1	16.03%
East Lyme	30.10%	Canton	26.30%	East Hampton	24.49%	Ledyard	21.72%	Bridgeport Area3	15.75%
Branford	29.96%	New Hartford	26.23%	East Granby	24.24%	Monroe	21.66%	Bridgeport Area2	15.36%
Woodbury	29.96%	Farmington	26.20%	Ridgefield	24.17%	Griswold	21.66%	Hartford Area1	15.11%
Waterford	29.76%	Milford	26.17%	Sprague	24.14%	New Canaan	21.65%	Hartford Area3	14.72%
Warren	29.68%	New Fairfield	26.15%	Stafford	23.96%	Weston	21.62%	New Haven Area2	12.43%
North Haven	29.61%	Wolcott	26.09%	Putnam	23.91%	Naugatuck	21.40%		
Bethlehem	29.49%	East Haven	25.87%	Vernon	23.87%	Norwalk	21.40%	Questions ?	Beth.Dugan@umb.edu
									<a href="https://healthyaqingdatareports.org">https://healthyaqingdatareports.org</a>