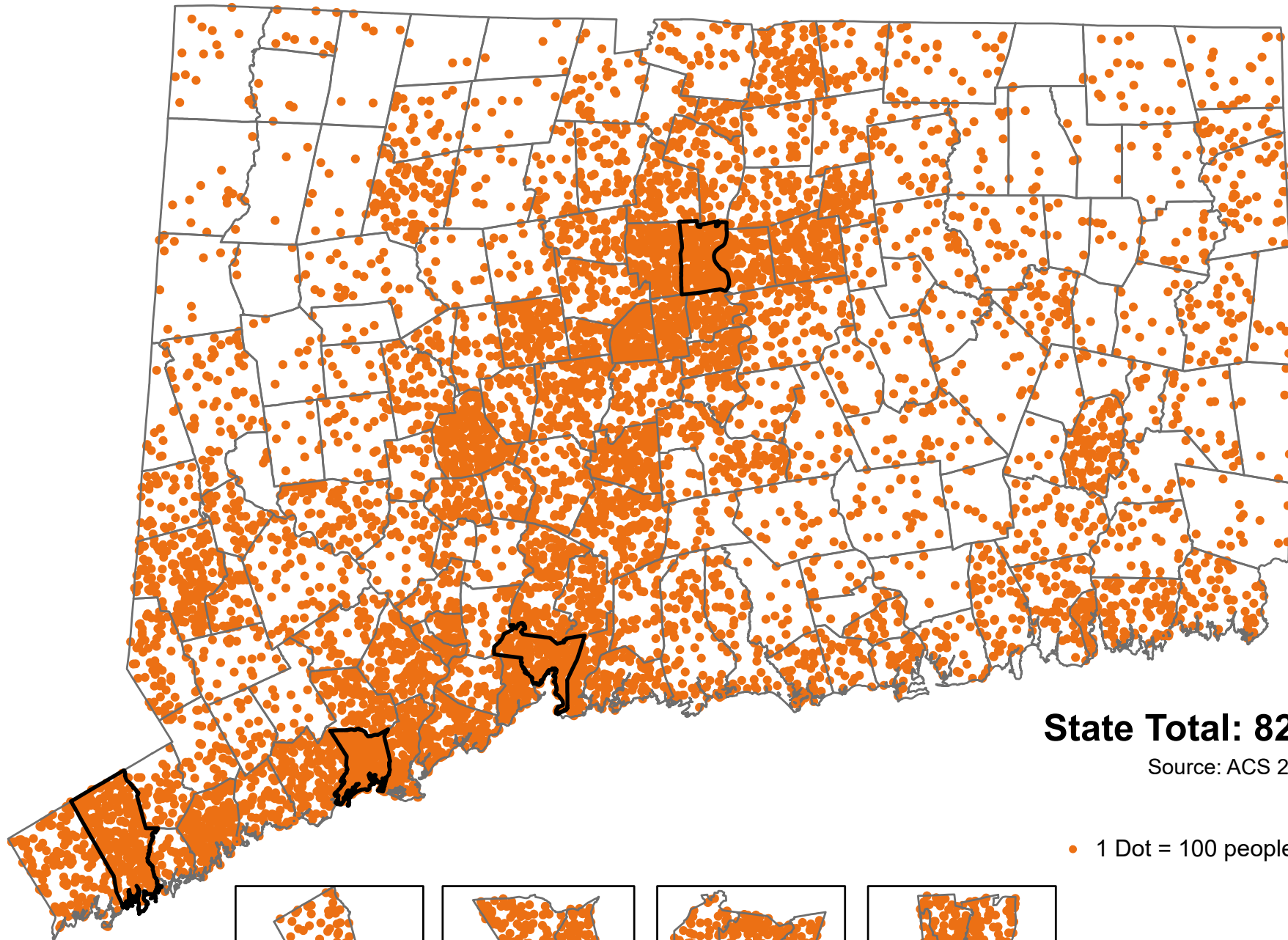


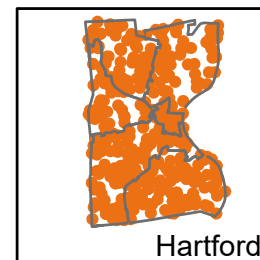
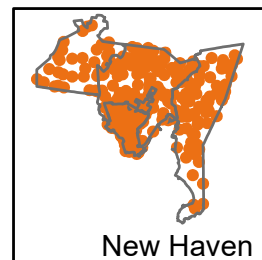
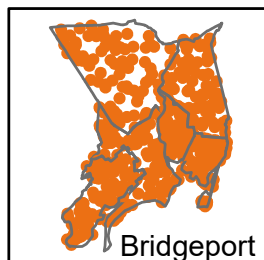
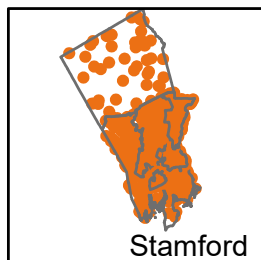
Density of Population Age 60+ Years



State Total: 823,529

Source: ACS 2014-2018

• 1 Dot = 100 people Age 60+



Questions or ideas?
Beth.Dugan@umb.edu
12/2020

Total Population 60 Years or Older

| | | | | | | | | | |
|--------------|--------|---------------|--------|------------------|--------|---------------|--------|----------------------|--------|
| Andover | 718 | Durham | 1,796 | Lyme | 904 | Pomfret | 1,052 | Warren | 425 |
| Ansonia | 4,237 | East Granby | 1,274 | Madison | 5,528 | Portland | 2,468 | Washington | 1,293 |
| Ashford | 938 | East Haddam | 2,489 | Manchester | 11,828 | Preston | 1,201 | Waterbury | 20,478 |
| Avon | 5,173 | East Hampton | 3,149 | Mansfield | 2,854 | Prospect | 2,590 | Waterford | 5,669 |
| Barkhamsted | 939 | East Hartford | 9,736 | Marlborough | 1,708 | Putnam | 2,238 | Watertown | 5,599 |
| Beacon Falls | 1,455 | East Haven | 7,466 | Meriden | 14,233 | Redding | 2,573 | West Hartford | 15,903 |
| Berlin | 6,007 | East Lyme | 5,648 | Middlebury | 2,140 | Ridgefield | 6,059 | West Haven | 10,564 |
| Bethany | 1,595 | East Windsor | 2,669 | Middlefield | 1,262 | Rocky Hill | 5,670 | Westbrook | 2,370 |
| Bethel | 4,247 | Eastford | 438 | Middletown | 9,446 | Roxbury | 790 | Weston | 2,202 |
| Bethlehem | 1,018 | Easton | 1,930 | Milford | 14,143 | Salem | 1,017 | Westport | 6,378 |
| Bloomfield | 7,380 | Ellington | 3,121 | Monroe | 4,250 | Salisbury | 1,621 | Wethersfield | 6,996 |
| Bolton | 1,270 | Enfield | 9,732 | Montville | 4,743 | Scotland | 482 | Willington | 1,331 |
| Bozrah | 829 | Essex | 2,628 | Morris | 569 | Seymour | 3,419 | Wilton | 4,207 |
| Branford | 8,417 | Fairfield | 13,858 | Naugatuck | 6,737 | Sharon | 1,161 | Winchester | 3,151 |
| Bridgeport | 23,498 | Farmington | 6,693 | New Britain | 13,368 | Shelton | 11,893 | Windham | 4,373 |
| Bridgewater | 674 | Franklin | 527 | New Canaan | 4,383 | Sherman | 1,169 | Windsor | 7,349 |
| Bristol | 13,204 | Glastonbury | 8,750 | New Fairfield | 3,659 | Simsbury | 5,805 | Windsor Locks | 3,221 |
| Brookfield | 4,192 | Goshen | 897 | New Hartford | 1,772 | Somers | 2,872 | Wolcott | 4,345 |
| Brooklyn | 2,042 | Granby | 2,910 | New Haven | 18,708 | South Windsor | 6,108 | Woodbridge | 2,718 |
| Burlington | 2,177 | Greenwich | 14,287 | New London | 4,496 | Southbury | 7,441 | Woodbury | 2,881 |
| Canaan | 431 | Griswold | 2,531 | New Milford | 6,440 | Southington | 12,254 | Woodstock | 1,862 |
| Canterbury | 1,280 | Groton | 7,638 | Newington | 8,284 | Sprague | 707 | | |
| Canton | 2,710 | Guilford | 7,120 | Newtown | 6,438 | Stafford | 2,849 | Neighborhoods | |
| Chaplin | 659 | Haddam | 2,376 | Norfolk | 601 | Stamford | 25,956 | Bridgeport Area1 | 8,088 |
| Cheshire | 7,331 | Hamden | 13,927 | North Branford | 3,971 | Sterling | 699 | Bridgeport Area2 | 8,178 |
| Chester | 1,344 | Hampton | 563 | North Canaan | 1,016 | Stonington | 6,020 | Bridgeport Area3 | 7,232 |
| Clinton | 3,736 | Hartford | 18,709 | North Haven | 7,043 | Stratford | 13,522 | Hartford Area1 | 5,384 |
| Colchester | 3,159 | Hartland | 524 | North Stonington | 1,622 | Suffield | 3,413 | Hartford Area2 | 3,749 |
| Colebrook | 305 | Harwinton | 1,575 | Norwalk | 18,399 | Thomaston | 1,945 | Hartford Area3 | 9,789 |
| Columbia | 1,639 | Hebron | 2,162 | Norwich | 8,961 | Thompson | 2,112 | New Haven Area1 | 3,076 |
| Cornwall | 547 | Kent | 1,082 | Old Lyme | 2,623 | Tolland | 3,401 | New Haven Area2 | 8,856 |
| Coventry | 2,857 | Killingly | 3,930 | Old Saybrook | 3,615 | Torrington | 8,811 | New Haven Area3 | 6,736 |
| Cromwell | 3,434 | Killingworth | 1,717 | Orange | 4,087 | Trumbull | 8,963 | Stamford Area1 | 4,019 |
| Danbury | 15,948 | Lebanon | 1,934 | Oxford | 3,529 | Union | 342 | Stamford Area2 | 13,840 |
| Darien | 3,699 | Ledyard | 3,217 | Plainfield | 3,752 | Vernon | 6,961 | Stamford Area3 | 8,016 |
| Deep River | 1,065 | Lisbon | 1,052 | Plainville | 4,704 | Voluntown | 678 | | |
| Derby | 2,895 | Litchfield | 3,028 | Plymouth | 2,895 | Wallingford | 13,109 | | |

Total Population 60 Years or Older (Ranked)

| | | | | | | | | | |
|---------------|--------|----------------|-------|---------------|-------|------------------|-------|----------------------|---|
| Stamford | 25,956 | North Haven | 7,043 | Old Saybrook | 3,615 | Middlebury | 2,140 | Goshen | 897 |
| Bridgeport | 23,498 | Wethersfield | 6,996 | Oxford | 3,529 | Thompson | 2,112 | Bozrah | 829 |
| Waterbury | 20,478 | Vernon | 6,961 | Cromwell | 3,434 | Brooklyn | 2,042 | Roxbury | 790 |
| Hartford | 18,709 | Naugatuck | 6,737 | Seymour | 3,419 | Thomaston | 1,945 | Andover | 718 |
| New Haven | 18,708 | Farmington | 6,693 | Suffield | 3,413 | Lebanon | 1,934 | Sprague | 707 |
| Norwalk | 18,399 | New Milford | 6,440 | Tolland | 3,401 | Easton | 1,930 | Sterling | 699 |
| Danbury | 15,948 | Newtown | 6,438 | Windsor Locks | 3,221 | Woodstock | 1,862 | Voluntown | 678 |
| West Hartford | 15,903 | Westport | 6,378 | Ledyard | 3,217 | Durham | 1,796 | Bridgewater | 674 |
| Greenwich | 14,287 | South Windsor | 6,108 | Colchester | 3,159 | New Hartford | 1,772 | Chaplin | 659 |
| Meriden | 14,233 | Ridgefield | 6,059 | Winchester | 3,151 | Killingworth | 1,717 | Norfolk | 601 |
| Milford | 14,143 | Stonington | 6,020 | East Hampton | 3,149 | Marlborough | 1,708 | Morris | 569 |
| Hamden | 13,927 | Berlin | 6,007 | Ellington | 3,121 | Columbia | 1,639 | Hampton | 563 |
| Fairfield | 13,858 | Simsbury | 5,805 | Litchfield | 3,028 | North Stonington | 1,622 | Cornwall | 547 |
| Stratford | 13,522 | Rocky Hill | 5,670 | Granby | 2,910 | Salisbury | 1,621 | Franklin | 527 |
| New Britain | 13,368 | Waterford | 5,669 | Derby | 2,895 | Bethany | 1,595 | Hartland | 524 |
| Bristol | 13,204 | East Lyme | 5,648 | Plymouth | 2,895 | Harwinton | 1,575 | Scotland | 482 |
| Wallingford | 13,109 | Watertown | 5,599 | Woodbury | 2,881 | Beacon Falls | 1,455 | Eastford | 438 |
| Southington | 12,254 | Madison | 5,528 | Somers | 2,872 | Chester | 1,344 | Canaan | 431 |
| Shelton | 11,893 | Avon | 5,173 | Coventry | 2,857 | Willington | 1,331 | Warren | 425 |
| Manchester | 11,828 | Montville | 4,743 | Mansfield | 2,854 | Washington | 1,293 | Union | 342 |
| West Haven | 10,564 | Plainville | 4,704 | Stafford | 2,849 | Canterbury | 1,280 | Colebrook | 305 |
| East Hartford | 9,736 | New London | 4,496 | Woodbridge | 2,718 | East Granby | 1,274 | | |
| Enfield | 9,732 | New Canaan | 4,383 | Canton | 2,710 | Bolton | 1,270 | Neighborhoods | |
| Middletown | 9,446 | Windham | 4,373 | East Windsor | 2,669 | Middlefield | 1,262 | Stamford Area2 | 13,840 |
| Trumbull | 8,963 | Wolcott | 4,345 | Essex | 2,628 | Preston | 1,201 | Hartford Area3 | 9,789 |
| Norwich | 8,961 | Monroe | 4,250 | Old Lyme | 2,623 | Sherman | 1,169 | New Haven Area2 | 8,856 |
| Torrington | 8,811 | Bethel | 4,247 | Prospect | 2,590 | Sharon | 1,161 | Bridgeport Area2 | 8,178 |
| Glastonbury | 8,750 | Ansonia | 4,237 | Redding | 2,573 | Kent | 1,082 | Bridgeport Area1 | 8,088 |
| Branford | 8,417 | Wilton | 4,207 | Griswold | 2,531 | Deep River | 1,065 | Stamford Area3 | 8,016 |
| Newington | 8,284 | Brookfield | 4,192 | East Haddam | 2,489 | Lisbon | 1,052 | Bridgeport Area3 | 7,232 |
| Groton | 7,638 | Orange | 4,087 | Portland | 2,468 | Pomfret | 1,052 | New Haven Area3 | 6,736 |
| East Haven | 7,466 | North Branford | 3,971 | Haddam | 2,376 | Bethlehem | 1,018 | Hartford Area1 | 5,384 |
| Southbury | 7,441 | Killingly | 3,930 | Westbrook | 2,370 | Salem | 1,017 | Stamford Area1 | 4,019 |
| Bloomfield | 7,380 | Plainfield | 3,752 | Putnam | 2,238 | North Canaan | 1,016 | Hartford Area2 | 3,749 |
| Windsor | 7,349 | Clinton | 3,736 | Weston | 2,202 | Barkhamsted | 939 | New Haven Area1 | 3,076 |
| Cheshire | 7,331 | Darien | 3,699 | Burlington | 2,177 | Ashford | 938 | | |
| Guilford | 7,120 | New Fairfield | 3,659 | Hebron | 2,162 | Lyme | 904 | Questions ? | Beth.Dugan@umb.edu |
| | | | | | | | | | https://healthyaqingdatareports.org |