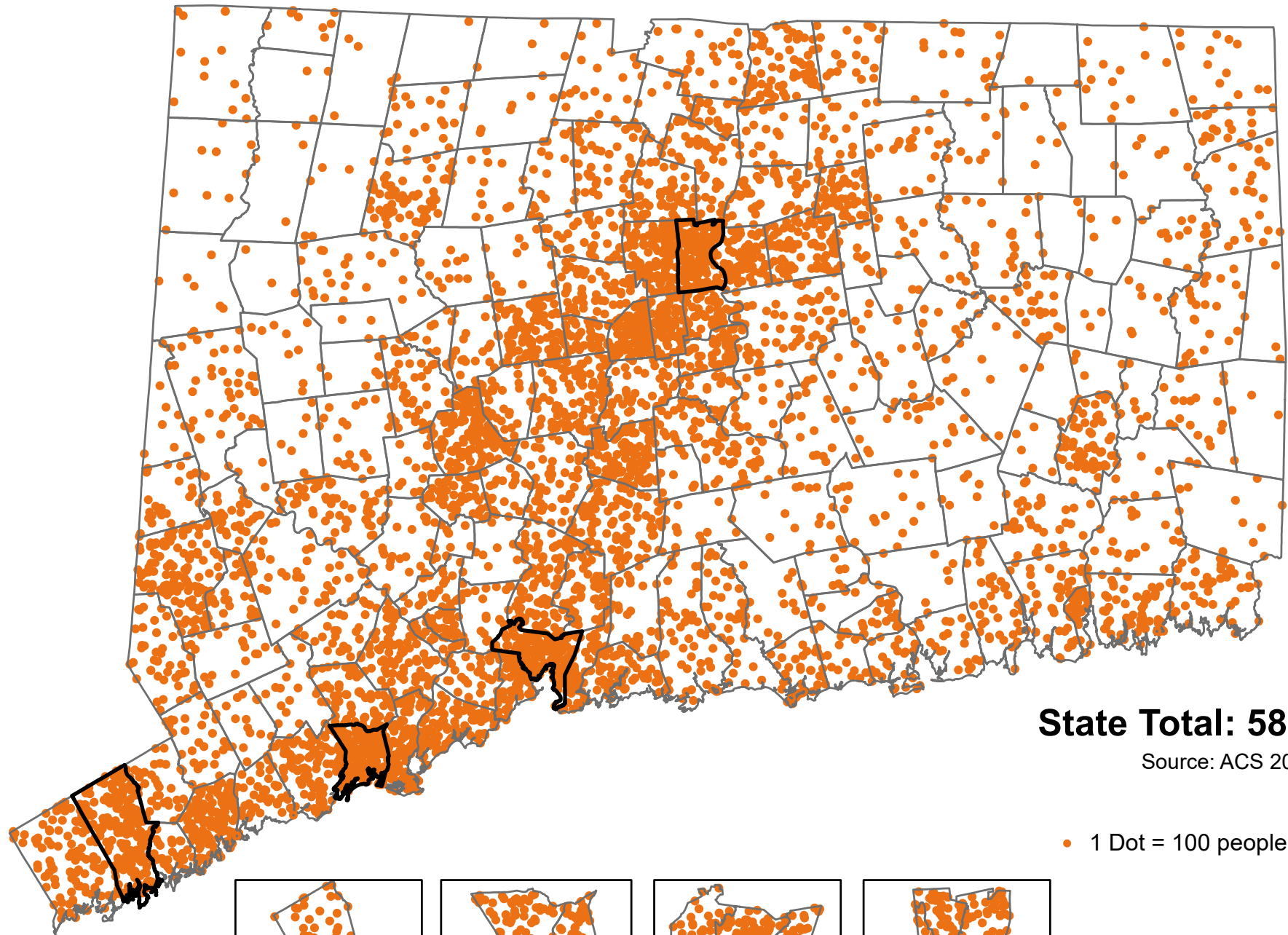


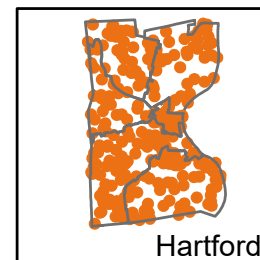
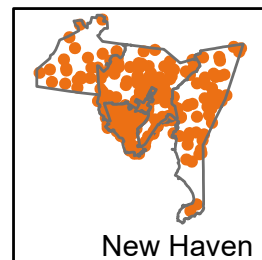
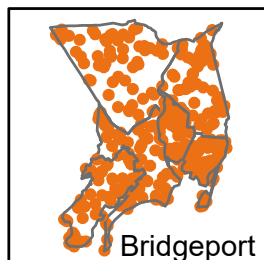
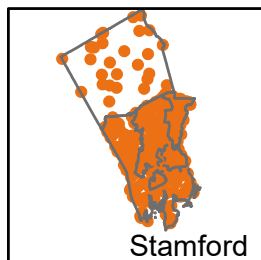
Density of Population Age 65+ Years



State Total: 587,580

Source: ACS 2014-2018

• 1 Dot = 100 people Age 65+



Questions or ideas?
Beth.Dugan@umb.edu
12/2020

Total Population 65 Years or Older

Andover	405	Durham	1,233	Lyme	728	Pomfret	613	Warren	312
Ansonia	3,036	East Granby	922	Madison	4,358	Portland	1,808	Washington	971
Ashford	571	East Haddam	1,660	Manchester	8,371	Preston	891	Waterbury	14,108
Avon	3,824	East Hampton	2,160	Mansfield	2,099	Prospect	1,897	Waterford	4,324
Barkhamsted	681	East Hartford	7,105	Marlborough	1,151	Putnam	1,687	Watertown	3,954
Beacon Falls	1,067	East Haven	5,436	Meriden	9,980	Redding	1,913	West Hartford	11,311
Berlin	4,365	East Lyme	4,255	Middlebury	1,627	Ridgefield	4,261	West Haven	7,514
Bethany	941	East Windsor	1,855	Middlefield	892	Rocky Hill	4,193	Westbrook	1,732
Bethel	2,915	Eastford	300	Middletown	6,737	Roxbury	604	Weston	1,399
Bethlehem	635	Easton	1,363	Milford	9,990	Salem	685	Westport	4,530
Bloomfield	5,583	Ellington	2,140	Monroe	3,027	Salisbury	1,336	Wethersfield	5,297
Bolton	955	Enfield	7,064	Montville	3,258	Scotland	341	Willington	755
Bozrah	518	Essex	2,148	Morris	416	Seymour	2,357	Wilton	2,944
Branford	6,226	Fairfield	9,822	Naugatuck	4,806	Sharon	887	Winchester	2,140
Bridgeport	15,638	Farmington	4,998	New Britain	9,355	Shelton	8,464	Windham	3,051
Bridgewater	525	Franklin	357	New Canaan	3,219	Sherman	775	Windsor	5,147
Bristol	9,532	Glastonbury	6,005	New Fairfield	2,460	Simsbury	4,219	Windsor Locks	2,388
Brookfield	2,908	Goshen	604	New Hartford	1,173	Somers	2,119	Wolcott	2,966
Brooklyn	1,574	Granby	1,986	New Haven	13,140	South Windsor	4,433	Woodbridge	2,101
Burlington	1,427	Greenwich	10,534	New London	2,949	Southbury	5,750	Woodbury	2,106
Canaan	303	Griswold	1,782	New Milford	4,150	Southington	9,227	Woodstock	1,351
Canterbury	824	Groton	5,470	Newington	6,465	Sprague	444		
Canton	1,852	Guilford	5,071	Newtown	4,464	Stafford	1,935	Neighborhoods	
Chaplin	393	Haddam	1,699	Norfolk	442	Stamford	18,545	Bridgeport Area1	5,375
Cheshire	5,224	Hamden	9,721	North Branford	3,019	Sterling	442	Bridgeport Area2	5,395
Chester	1,029	Hampton	357	North Canaan	773	Stonington	4,457	Bridgeport Area3	4,868
Clinton	2,583	Hartford	13,258	North Haven	5,190	Stratford	10,124	Hartford Area1	3,895
Colchester	2,158	Hartland	356	North Stonington	1,060	Suffield	2,416	Hartford Area2	2,732
Colebrook	150	Harwinton	1,154	Norwalk	13,206	Thomaston	1,310	Hartford Area3	6,796
Columbia	1,045	Hebron	1,420	Norwich	6,402	Thompson	1,422	New Haven Area1	1,967
Cornwall	367	Kent	719	Old Lyme	2,006	Tolland	2,208	New Haven Area2	6,373
Coventry	1,889	Killingly	2,655	Old Saybrook	2,689	Torrington	6,461	New Haven Area3	4,717
Cromwell	2,526	Killingworth	1,301	Orange	3,023	Trumbull	6,792	Stamford Area1	2,750
Danbury	11,498	Lebanon	1,245	Oxford	2,345	Union	262	Stamford Area2	10,157
Darien	2,618	Ledyard	2,175	Plainfield	2,676	Vernon	5,173	Stamford Area3	5,557
Deep River	855	Lisbon	716	Plainville	3,155	Voluntown	440		
Derby	2,009	Litchfield	2,293	Plymouth	1,990	Wallingford	9,509		

Total Population 65 Years or Older (Ranked)

Stamford	18,545	Vernon	5,173	Cromwell	2,526	Thompson	1,422	Roxbury	604
Bridgeport	15,638	Windsor	5,147	New Fairfield	2,460	Hebron	1,420	Ashford	571
Waterbury	14,108	Guilford	5,071	Suffield	2,416	Weston	1,399	Bridgewater	525
Hartford	13,258	Farmington	4,998	Windsor Locks	2,388	Easton	1,363	Bozrah	518
Norwalk	13,206	Naugatuck	4,806	Seymour	2,357	Woodstock	1,351	Sprague	444
New Haven	13,140	Westport	4,530	Oxford	2,345	Salisbury	1,336	Norfolk	442
Danbury	11,498	Newtown	4,464	Litchfield	2,293	Thomaston	1,310	Sterling	442
West Hartford	11,311	Stonington	4,457	Tolland	2,208	Killingworth	1,301	Voluntown	440
Greenwich	10,534	South Windsor	4,433	Ledyard	2,175	Lebanon	1,245	Morris	416
Stratford	10,124	Berlin	4,365	East Hampton	2,160	Durham	1,233	Andover	405
Milford	9,990	Madison	4,358	Colchester	2,158	New Hartford	1,173	Chaplin	393
Meriden	9,980	Waterford	4,324	Essex	2,148	Harwinton	1,154	Cornwall	367
Fairfield	9,822	Ridgefield	4,261	Ellington	2,140	Marlborough	1,151	Franklin	357
Hamden	9,721	East Lyme	4,255	Winchester	2,140	Beacon Falls	1,067	Hampton	357
Bristol	9,532	Simsbury	4,219	Somers	2,119	North Stonington	1,060	Hartland	356
Wallingford	9,509	Rocky Hill	4,193	Woodbury	2,106	Columbia	1,045	Scotland	341
New Britain	9,355	New Milford	4,150	Woodbridge	2,101	Chester	1,029	Warren	312
Southington	9,227	Watertown	3,954	Mansfield	2,099	Washington	971	Canaan	303
Shelton	8,464	Avon	3,824	Derby	2,009	Bolton	955	Eastford	300
Manchester	8,371	Montville	3,258	Old Lyme	2,006	Bethany	941	Union	262
West Haven	7,514	New Canaan	3,219	Plymouth	1,990	East Granby	922	Colebrook	150
East Hartford	7,105	Plainville	3,155	Granby	1,986	Middlefield	892	Neighborhoods	
Enfield	7,064	Windham	3,051	Stafford	1,935	Preston	891	Stamford Area2	10,157
Trumbull	6,792	Ansonia	3,036	Redding	1,913	Sharon	887	Hartford Area3	6,796
Middletown	6,737	Monroe	3,027	Prospect	1,897	Deep River	855	New Haven Area2	6,373
Newington	6,465	Orange	3,023	Coventry	1,889	Canterbury	824	Stamford Area3	5,557
Torrington	6,461	North Branford	3,019	East Windsor	1,855	Sherman	775	Bridgeport Area2	5,395
Norwich	6,402	Wolcott	2,966	Canton	1,852	North Canaan	773	Bridgeport Area1	5,375
Branford	6,226	New London	2,949	Portland	1,808	Willington	755	Bridgeport Area3	4,868
Glastonbury	6,005	Wilton	2,944	Griswold	1,782	Lyme	728	New Haven Area3	4,717
Southbury	5,750	Bethel	2,915	Westbrook	1,732	Kent	719	Hartford Area1	3,895
Bloomfield	5,583	Brookfield	2,908	Haddam	1,699	Lisbon	716	Stamford Area1	2,750
Groton	5,470	Old Saybrook	2,689	Putnam	1,687	Salem	685	Hartford Area2	2,732
East Haven	5,436	Plainfield	2,676	East Haddam	1,660	Barkhamsted	681	New Haven Area1	1,967
Wethersfield	5,297	Killingly	2,655	Middlebury	1,627	Bethlehem	635		
Cheshire	5,224	Darien	2,618	Brooklyn	1,574	Pomfret	613		
North Haven	5,190	Clinton	2,583	Burlington	1,427	Goshen	604	Questions ?	Beth.Dugan@umb.edu
									https://healthyaqingdatareports.org