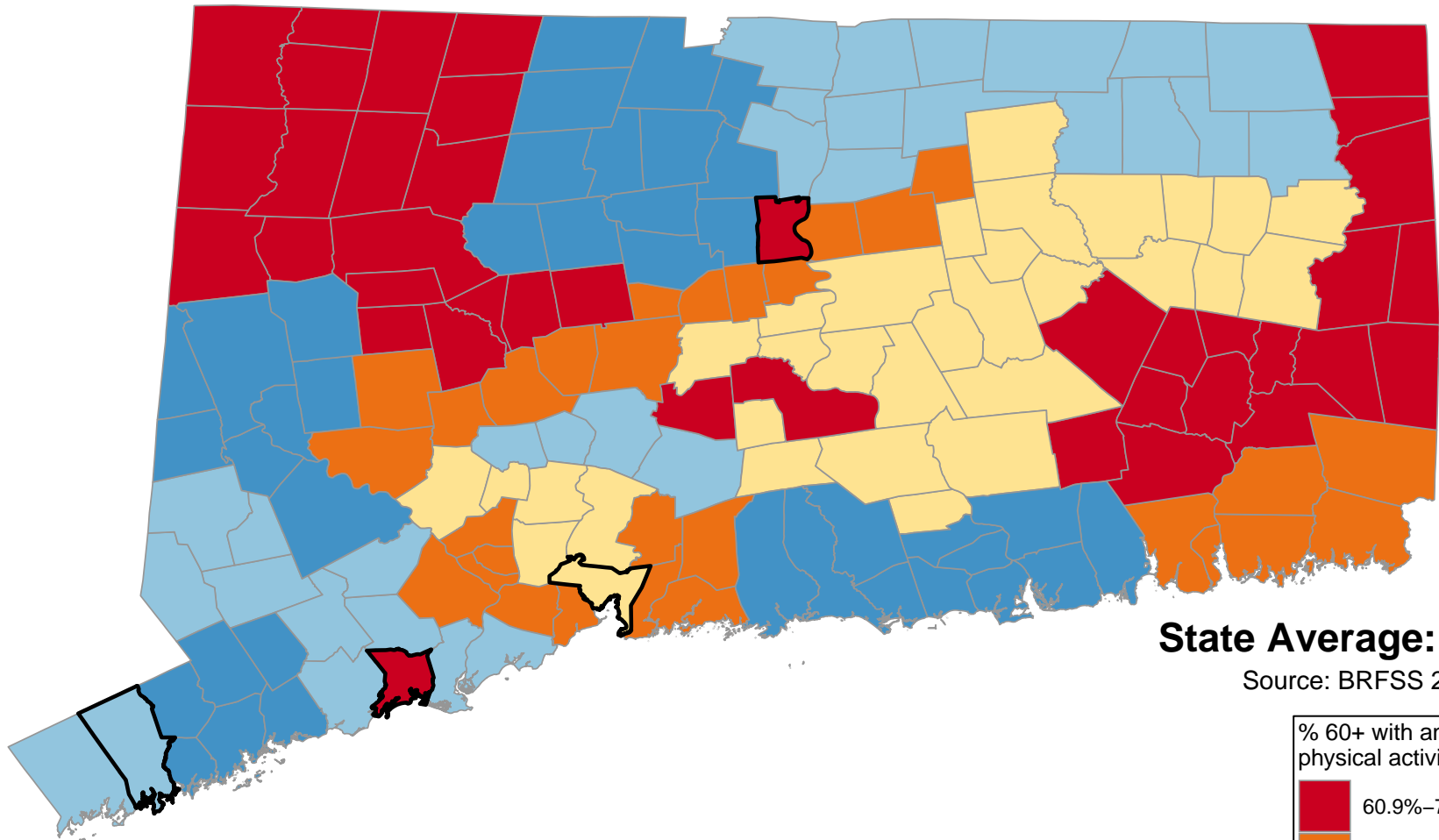
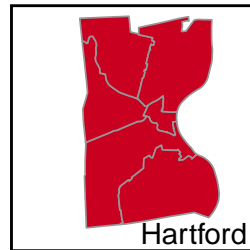
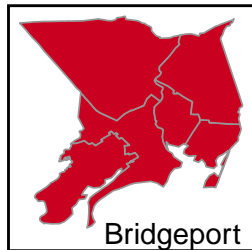
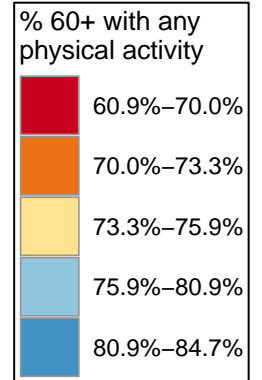


Percentage of Persons Age 60+ Years with Any Physical Activity Within Last Month



State Average: 75.0%

Source: BRFSS 2016–2018



Questions or ideas?
Beth.Dugan@umb.edu
12/2020

% 60+ Doing Any Physical Activity within Last Month

Andover	75.68%	Durham	75.62%	Lyme	81.49%	Pomfret	76.29%	Warren	69.98%
Ansonia	71.76%	East Granby	80.90%	Madison	82.60%	Portland	75.62%	Washington	81.00%
Ashford	76.29%	East Haddam	75.62%	Manchester	71.85%	Preston	69.35%	Waterbury	73.18%
Avon	81.19%	East Hampton	75.62%	Mansfield	75.68%	Prospect	76.14%	Waterford	73.04%
Barkhamsted	80.90%	East Hartford	71.85%	Marlborough	75.62%	Putnam	63.04%	Watertown	66.04%
Beacon Falls	73.71%	East Haven	71.60%	Meriden	65.19%	Redding	79.34%	West Hartford	81.19%
Berlin	75.94%	East Lyme	81.49%	Middlebury	73.18%	Ridgefield	77.93%	West Haven	70.74%
Bethany	73.71%	East Windsor	76.59%	Middlefield	75.62%	Rocky Hill	75.94%	Westbrook	81.49%
Bethel	77.93%	Eastford	76.29%	Middletown	65.19%	Roxbury	81.00%	Weston	84.62%
Bethlehem	69.98%	Easton	79.34%	Milford	79.30%	Salem	69.35%	Westport	84.62%
Bloomfield	80.90%	Ellington	76.29%	Monroe	79.34%	Salisbury	69.98%	Wethersfield	73.29%
Bolton	75.68%	Enfield	76.59%	Montville	69.35%	Scotland	75.68%	Willington	76.29%
Bozrah	69.35%	Essex	81.49%	Morris	69.98%	Seymour	71.76%	Wilton	84.62%
Branford	71.60%	Fairfield	79.34%	Naugatuck	76.14%	Sharon	69.98%	Winchester	69.98%
Bridgeport	64.19%	Farmington	81.19%	New Britain	73.29%	Shelton	71.76%	Windham	75.68%
Bridgewater	81.00%	Franklin	69.35%	New Canaan	84.62%	Sherman	81.00%	Windsor	76.59%
Bristol	66.04%	Glastonbury	75.94%	New Fairfield	81.00%	Simsbury	80.90%	Windsor Locks	76.59%
Brookfield	81.00%	Goshen	69.98%	New Hartford	80.90%	Somers	76.29%	Wolcott	70.37%
Brooklyn	75.68%	Granby	80.90%	New Haven	75.20%	South Windsor	76.59%	Woodbridge	73.71%
Burlington	81.19%	Greenwich	79.20%	New London	73.04%	Southbury	73.18%	Woodbury	73.18%
Canaan	69.98%	Griswold	69.35%	New Milford	81.00%	Southington	70.37%	Woodstock	76.29%
Canterbury	75.68%	Groton	73.04%	Newington	73.29%	Sprague	69.35%	Neighborhoods	
Canton	80.90%	Guilford	82.60%	Newtown	81.00%	Stafford	76.29%	Bridgeport Area1	64.19%
Chaplin	75.68%	Haddam	75.62%	Norfolk	69.98%	Stamford	79.20%	Bridgeport Area2	64.19%
Cheshire	76.14%	Hamden	73.71%	North Branford	71.60%	Sterling	63.04%	Bridgeport Area3	64.19%
Chester	75.62%	Hampton	75.68%	North Canaan	69.98%	Stonington	73.04%	Hartford Area1	61.05%
Clinton	82.60%	Hartford	61.05%	North Haven	71.60%	Stratford	79.30%	Hartford Area2	61.05%
Colchester	75.62%	Hartland	80.90%	North Stonington	73.04%	Suffield	76.59%	Hartford Area3	61.05%
Colebrook	69.98%	Harwinton	81.19%	Norwalk	84.62%	Thomaston	66.04%	New Haven Area1	75.20%
Columbia	75.68%	Hebron	75.62%	Norwich	69.35%	Thompson	63.04%	New Haven Area2	75.20%
Cornwall	69.98%	Kent	69.98%	Old Lyme	81.49%	Tolland	75.68%	New Haven Area3	75.20%
Coventry	75.68%	Killingly	63.04%	Old Saybrook	81.49%	Torrington	69.98%	Stamford Area1	77.33%
Cromwell	75.94%	Killingworth	82.60%	Orange	70.74%	Trumbull	79.34%	Stamford Area2	77.33%
Danbury	77.93%	Lebanon	69.35%	Oxford	73.71%	Union	76.29%	Stamford Area3	77.33%
Darien	84.62%	Ledyard	73.04%	Plainfield	63.04%	Vernon	71.85%		
Deep River	81.49%	Lisbon	69.35%	Plainville	70.37%	Voluntown	69.35%		
Derby	71.76%	Litchfield	69.98%	Plymouth	66.04%	Wallingford	76.14%		

% 60+ Doing Any Physical Activity within Last Month (Ranked)

Darien	84.62%	Simsbury	80.90%	Bolton	75.68%	North Stonington	73.04%	Lebanon	69.35%
New Canaan	84.62%	Easton	79.34%	Brooklyn	75.68%	Stonington	73.04%	Lisbon	69.35%
Norwalk	84.62%	Fairfield	79.34%	Canterbury	75.68%	Waterford	73.04%	Montville	69.35%
Weston	84.62%	Monroe	79.34%	Chaplin	75.68%	East Hartford	71.85%	Norwich	69.35%
Westport	84.62%	Redding	79.34%	Columbia	75.68%	Manchester	71.85%	Preston	69.35%
Wilton	84.62%	Trumbull	79.34%	Coventry	75.68%	Vernon	71.85%	Salem	69.35%
Clinton	82.60%	Milford	79.30%	Hampton	75.68%	Ansonia	71.76%	Sprague	69.35%
Guilford	82.60%	Stratford	79.30%	Mansfield	75.68%	Derby	71.76%	Voluntown	69.35%
Killingworth	82.60%	Greenwich	79.20%	Scotland	75.68%	Seymour	71.76%	Bristol	66.04%
Madison	82.60%	Stamford	79.20%	Tolland	75.68%	Shelton	71.76%	Plymouth	66.04%
Deep River	81.49%	Bethel	77.93%	Windham	75.68%	Branford	71.60%	Thomaston	66.04%
East Lyme	81.49%	Danbury	77.93%	Chester	75.62%	East Haven	71.60%	Watertown	66.04%
Essex	81.49%	Ridgefield	77.93%	Colchester	75.62%	North Branford	71.60%	Meriden	65.19%
Lyme	81.49%	East Windsor	76.59%	Durham	75.62%	North Haven	71.60%	Middletown	65.19%
Old Lyme	81.49%	Enfield	76.59%	East Haddam	75.62%	Orange	70.74%	Bridgeport	64.19%
Old Saybrook	81.49%	South Windsor	76.59%	East Hampton	75.62%	West Haven	70.74%	Killingly	63.04%
Westbrook	81.49%	Suffield	76.59%	Haddam	75.62%	Plainville	70.37%	Plainfield	63.04%
Avon	81.19%	Windsor	76.59%	Hebron	75.62%	Southington	70.37%	Putnam	63.04%
Burlington	81.19%	Windsor Locks	76.59%	Marlborough	75.62%	Wolcott	70.37%	Sterling	63.04%
Farmington	81.19%	Ashford	76.29%	Middlefield	75.62%	Bethlehem	69.98%	Thompson	63.04%
Harwinton	81.19%	Eastford	76.29%	Portland	75.62%	Canaan	69.98%	Hartford	61.05%
West Hartford	81.19%	Ellington	76.29%	New Haven	75.20%	Colebrook	69.98%		
Bridgewater	81.00%	Pomfret	76.29%	Beacon Falls	73.71%	Cornwall	69.98%		Neighborhoods
Brookfield	81.00%	Somers	76.29%	Bethany	73.71%	Goshen	69.98%	Stamford Area1	77.33%
New Fairfield	81.00%	Stafford	76.29%	Hamden	73.71%	Kent	69.98%	Stamford Area2	77.33%
New Milford	81.00%	Union	76.29%	Oxford	73.71%	Litchfield	69.98%	Stamford Area3	77.33%
Newtown	81.00%	Willington	76.29%	Woodbridge	73.71%	Morris	69.98%	New Haven Area1	75.20%
Roxbury	81.00%	Woodstock	76.29%	New Britain	73.29%	Norfolk	69.98%	New Haven Area2	75.20%
Sherman	81.00%	Cheshire	76.14%	Newington	73.29%	North Canaan	69.98%	New Haven Area3	75.20%
Washington	81.00%	Naugatuck	76.14%	Wethersfield	73.29%	Salisbury	69.98%	Bridgeport Area1	64.19%
Barkhamsted	80.90%	Prospect	76.14%	Middlebury	73.18%	Sharon	69.98%	Bridgeport Area2	64.19%
Bloomfield	80.90%	Wallingford	76.14%	Southbury	73.18%	Torrington	69.98%	Bridgeport Area3	64.19%
Canton	80.90%	Berlin	75.94%	Waterbury	73.18%	Warren	69.98%	Hartford Area1	61.05%
East Granby	80.90%	Cromwell	75.94%	Woodbury	73.18%	Winchester	69.98%	Hartford Area2	61.05%
Granby	80.90%	Glastonbury	75.94%	Groton	73.04%	Bozrah	69.98%	Hartford Area3	61.05%
Hartland	80.90%	Rocky Hill	75.94%	Ledyard	73.04%	Franklin	69.35%		
New Hartford	80.90%	Andover	75.68%	New London	73.04%	Griswold	69.35%		

Questions ? Beth.Dugan@umb.edu

<https://healthyaqingdatareports.org>