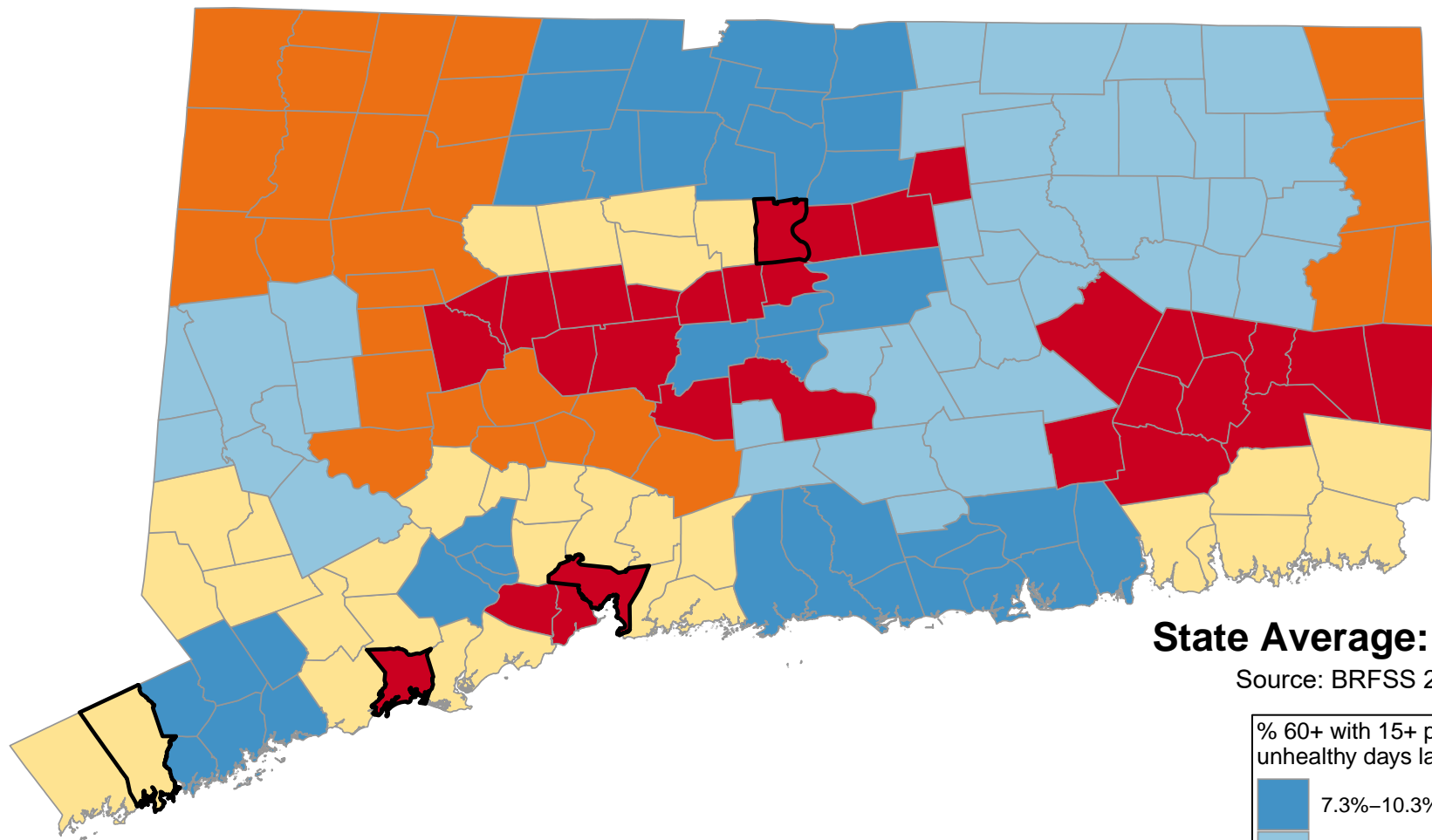


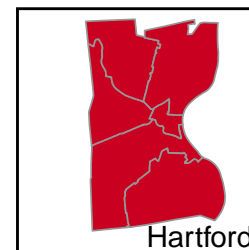
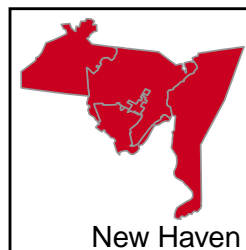
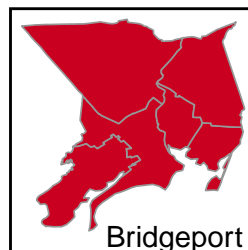
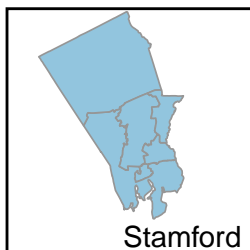
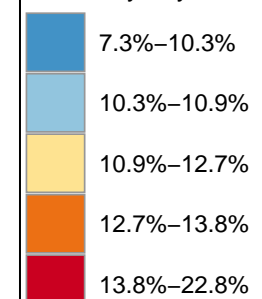
Percentage of Persons Age 60+ Years with 15+ Physically Unhealthy Days Last Month



State Average: 12.4%

Source: BRFSS 2016–2018

% 60+ with 15+ physically
unhealthy days last month



% 60+ with 15+ Physically Unhealthy Days in Last Month

Andover	10.29%	Durham	10.85%	Lyme	7.41%	Pomfret	10.69%	Warren	13.66%
Ansonia	10.29%	East Granby	9.31%	Madison	9.50%	Portland	10.85%	Washington	10.70%
Ashford	10.69%	East Haddam	10.85%	Manchester	14.28%	Preston	18.05%	Waterbury	12.82%
Avon	11.66%	East Hampton	10.85%	Mansfield	10.29%	Prospect	13.42%	Waterford	12.28%
Barkhamsted	9.31%	East Hartford	14.28%	Marlborough	10.85%	Putnam	13.40%	Watertown	13.89%
Beacon Falls	12.66%	East Haven	12.45%	Meriden	14.09%	Redding	11.08%	West Hartford	11.66%
Berlin	10.22%	East Lyme	7.41%	Middlebury	12.82%	Ridgefield	11.84%	West Haven	22.72%
Bethany	12.66%	East Windsor	9.67%	Middlefield	10.85%	Rocky Hill	10.22%	Westbrook	7.41%
Bethel	11.84%	Eastford	10.69%	Middletown	14.09%	Roxbury	10.70%	Weston	9.42%
Bethlehem	13.66%	Easton	11.08%	Milford	11.09%	Salem	18.05%	Westport	9.42%
Bloomfield	9.31%	Ellington	10.69%	Monroe	11.08%	Salisbury	13.66%	Wethersfield	15.45%
Bolton	10.29%	Enfield	9.67%	Montville	18.05%	Scotland	10.29%	Willington	10.69%
Bozrah	18.05%	Essex	7.41%	Morris	13.66%	Seymour	10.29%	Wilton	9.42%
Branford	12.45%	Fairfield	11.08%	Naugatuck	13.42%	Sharon	13.66%	Winchester	13.66%
Bridgeport	20.42%	Farmington	11.66%	New Britain	15.45%	Shelton	10.29%	Windham	10.29%
Bridgewater	10.70%	Franklin	18.05%	New Canaan	9.42%	Sherman	10.70%	Windsor	9.67%
Bristol	13.89%	Glastonbury	10.22%	New Fairfield	10.70%	Simsbury	9.31%	Windsor Locks	9.67%
Brookfield	10.70%	Goshen	13.66%	New Hartford	9.31%	Somers	10.69%	Wolcott	15.58%
Brooklyn	10.29%	Granby	9.31%	New Haven	16.41%	South Windsor	9.67%	Woodbridge	12.66%
Burlington	11.66%	Greenwich	11.11%	New London	12.28%	Southbury	12.82%	Woodbury	12.82%
Canaan	13.66%	Griswold	18.05%	New Milford	10.70%	Southington	15.58%	Woodstock	10.69%
Canterbury	10.29%	Groton	12.28%	Newington	15.45%	Sprague	18.05%	Neighborhoods	
Canton	9.31%	Guilford	9.50%	Newtown	10.70%	Stafford	10.69%	Bridgeport Area1	20.42%
Chaplin	10.29%	Haddam	10.85%	Norfolk	13.66%	Stamford	11.11%	Bridgeport Area2	20.42%
Cheshire	13.42%	Hamden	12.66%	North Branford	12.45%	Sterling	13.40%	Bridgeport Area3	20.42%
Chester	10.85%	Hampton	10.29%	North Canaan	13.66%	Stonington	12.28%	Hartford Area1	13.75%
Clinton	9.50%	Hartford	13.75%	North Haven	12.45%	Stratford	11.09%	Hartford Area2	13.75%
Colchester	10.85%	Hartland	9.31%	North Stonington	12.28%	Suffield	9.67%	Hartford Area3	13.75%
Colebrook	13.66%	Harwinton	11.66%	Norwalk	9.42%	Thomaston	13.89%	New Haven Area1	16.41%
Columbia	10.29%	Hebron	10.85%	Norwich	18.05%	Thompson	13.40%	New Haven Area2	16.41%
Cornwall	13.66%	Kent	13.66%	Old Lyme	7.41%	Tolland	10.29%	New Haven Area3	16.41%
Coventry	10.29%	Killingly	13.40%	Old Saybrook	7.41%	Torrington	13.66%	Stamford Area1	10.81%
Cromwell	10.22%	Killingworth	9.50%	Orange	22.72%	Trumbull	11.08%	Stamford Area2	10.81%
Danbury	11.84%	Lebanon	18.05%	Oxford	12.66%	Union	10.69%	Stamford Area3	10.81%
Darien	9.42%	Ledyard	12.28%	Plainfield	13.40%	Vernon	14.28%		
Deep River	7.41%	Lisbon	18.05%	Plainville	15.58%	Voluntown	18.05%		
Derby	10.29%	Litchfield	13.66%	Plymouth	13.89%	Wallingford	13.42%		

% 60+ with 15+ Physically Unhealthy Days in Last Month (Ranked)

Orange	22.72%	Litchfield	13.66%	Bethel	11.84%	Ellington	10.69%	Darien	9.42%
West Haven	22.72%	Morris	13.66%	Danbury	11.84%	Pomfret	10.69%	New Canaan	9.42%
Bridgeport	20.42%	Norfolk	13.66%	Ridgefield	11.84%	Somers	10.69%	Norwalk	9.42%
Bozrah	18.05%	North Canaan	13.66%	Avon	11.66%	Stafford	10.69%	Weston	9.42%
Franklin	18.05%	Salisbury	13.66%	Burlington	11.66%	Union	10.69%	Westport	9.42%
Griswold	18.05%	Sharon	13.66%	Farmington	11.66%	Willington	10.69%	Wilton	9.42%
Lebanon	18.05%	Torrington	13.66%	Harwinton	11.66%	Woodstock	10.69%	Barkhamsted	9.31%
Lisbon	18.05%	Warren	13.66%	West Hartford	11.66%	Andover	10.29%	Bloomfield	9.31%
Montville	18.05%	Winchester	13.66%	Greenwich	11.11%	Bolton	10.29%	Canton	9.31%
Norwich	18.05%	Cheshire	13.42%	Stamford	11.11%	Brooklyn	10.29%	East Granby	9.31%
Preston	18.05%	Naugatuck	13.42%	Milford	11.09%	Canterbury	10.29%	Granby	9.31%
Salem	18.05%	Prospect	13.42%	Stratford	11.09%	Chaplin	10.29%	Hartland	9.31%
Sprague	18.05%	Wallingford	13.42%	Easton	11.08%	Columbia	10.29%	New Hartford	9.31%
Voluntown	18.05%	Killingly	13.40%	Fairfield	11.08%	Coventry	10.29%	Simsbury	9.31%
New Haven	16.41%	Plainfield	13.40%	Monroe	11.08%	Hampton	10.29%	Deep River	7.41%
Plainville	15.58%	Putnam	13.40%	Redding	11.08%	Mansfield	10.29%	East Lyme	7.41%
Southington	15.58%	Sterling	13.40%	Trumbull	11.08%	Scotland	10.29%	Essex	7.41%
Wolcott	15.58%	Thompson	13.40%	Chester	10.85%	Tolland	10.29%	Lyme	7.41%
New Britain	15.45%	Middlebury	12.82%	Colchester	10.85%	Windham	10.29%	Old Lyme	7.41%
Newington	15.45%	Southbury	12.82%	Durham	10.85%	Ansonia	10.29%	Old Saybrook	7.41%
Wethersfield	15.45%	Waterbury	12.82%	East Haddam	10.85%	Derby	10.29%	Westbrook	7.41%
East Hartford	14.28%	Woodbury	12.82%	East Hampton	10.85%	Seymour	10.29%	Neighborhoods	
Manchester	14.28%	Beacon Falls	12.66%	Haddam	10.85%	Shelton	10.29%	Bridgeport Area1	20.42%
Vernon	14.28%	Bethany	12.66%	Hebron	10.85%	Berlin	10.22%	Bridgeport Area2	20.42%
Meriden	14.09%	Hamden	12.66%	Marlborough	10.85%	Cromwell	10.22%	Bridgeport Area3	20.42%
Middletown	14.09%	Oxford	12.66%	Middlefield	10.85%	Glastonbury	10.22%	New Haven Area1	16.41%
Bristol	13.89%	Woodbridge	12.66%	Portland	10.85%	Rocky Hill	10.22%	New Haven Area2	16.41%
Plymouth	13.89%	Branford	12.45%	Bridgewater	10.70%	East Windsor	9.67%	New Haven Area3	16.41%
Thomaston	13.89%	East Haven	12.45%	Brookfield	10.70%	Enfield	9.67%	Hartford Area1	13.75%
Watertown	13.89%	North Branford	12.45%	New Fairfield	10.70%	South Windsor	9.67%	Hartford Area2	13.75%
Hartford	13.75%	North Haven	12.45%	New Milford	10.70%	Suffield	9.67%	Hartford Area3	13.75%
Bethlehem	13.66%	Groton	12.28%	Newtown	10.70%	Windsor	9.67%	Stamford Area1	10.81%
Canaan	13.66%	Ledyard	12.28%	Roxbury	10.70%	Windsor Locks	9.67%	Stamford Area2	10.81%
Colebrook	13.66%	New London	12.28%	Sherman	10.70%	Clinton	9.50%	Stamford Area3	10.81%
Cornwall	13.66%	North Stonington	12.28%	Washington	10.70%	Guilford	9.50%		
Goshen	13.66%	Stonington	12.28%	Ashford	10.69%	Killingworth	9.50%	Questions ? Beth.Dugan@umb.edu	
Kent	13.66%	Waterford	12.28%	Eastford	10.69%	Madison	9.50%	https://healthyingagingdatareports.org	