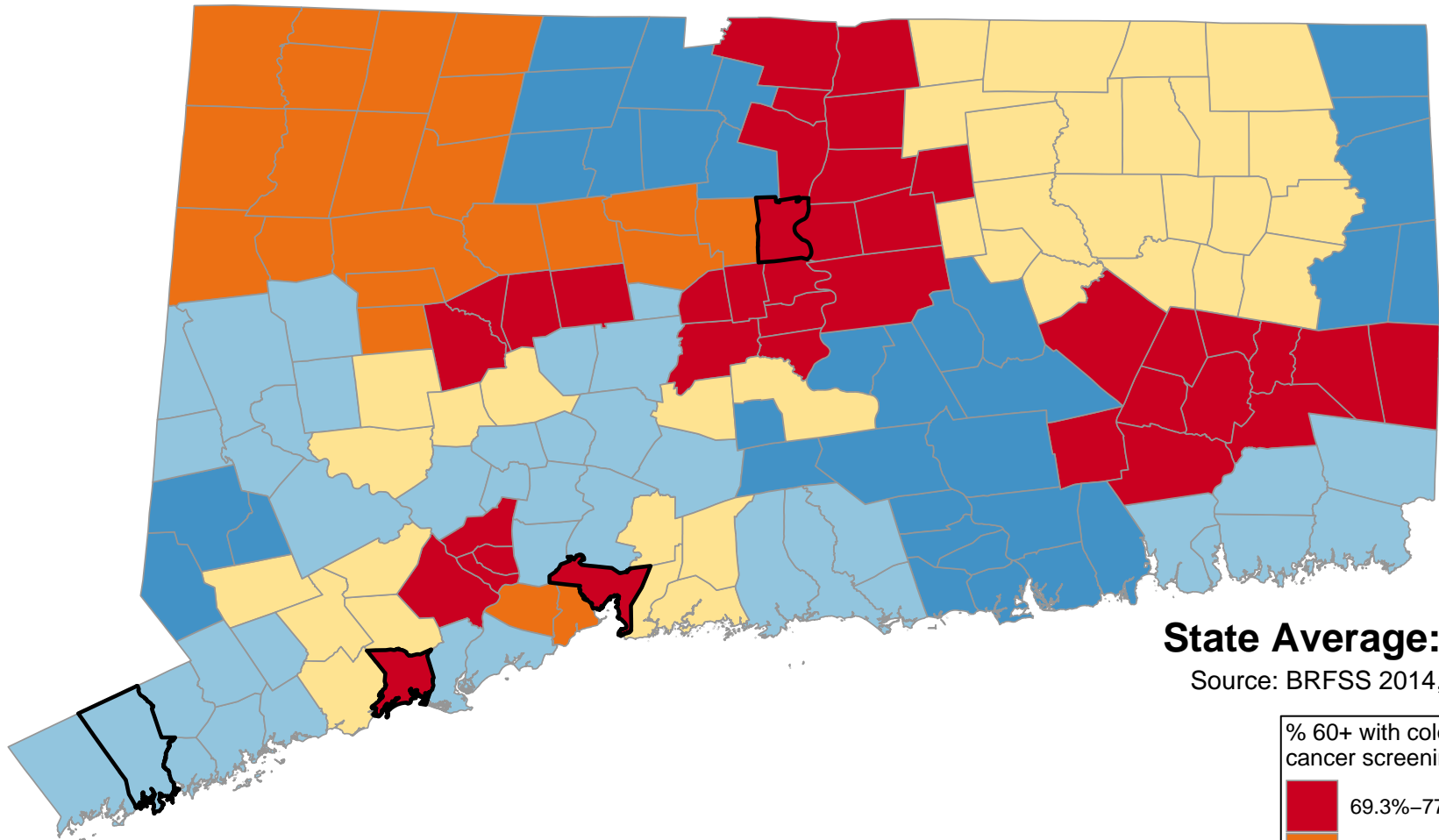


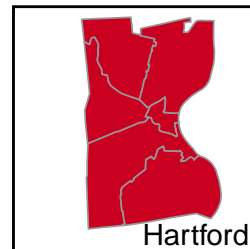
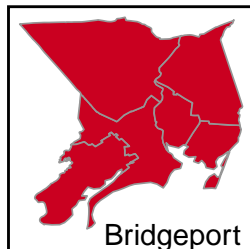
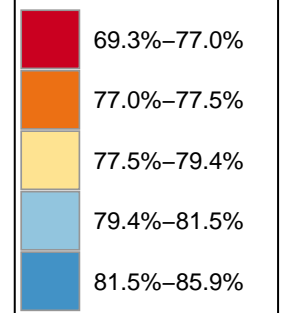
Percentage of Persons Age 60+ Years with Colorectal Cancer Screening



State Average: 78.2%

Source: BRFSS 2014,2016,2018

% 60+ with colorectal cancer screening



% 60+ with Colorectal Cancer Screening

Andover	78.94%	Durham	83.77%	Lyme	85.82%	Pomfret	77.51%	Warren	77.18%
Ansonia	74.47%	East Granby	83.62%	Madison	81.33%	Portland	83.77%	Washington	79.60%
Ashford	77.51%	East Haddam	83.77%	Manchester	75.25%	Preston	77.03%	Waterbury	77.56%
Avon	77.05%	East Hampton	83.77%	Mansfield	78.94%	Prospect	79.75%	Waterford	81.55%
Barkhamsted	83.62%	East Hartford	75.25%	Marlborough	83.77%	Putnam	83.69%	Watertown	76.19%
Beacon Falls	79.81%	East Haven	79.30%	Meriden	77.99%	Redding	78.05%	West Hartford	77.05%
Berlin	75.03%	East Lyme	85.82%	Middlebury	77.56%	Ridgefield	82.59%	West Haven	77.46%
Bethany	79.81%	East Windsor	72.47%	Middlefield	83.77%	Rocky Hill	75.03%	Westbrook	85.82%
Bethel	82.59%	Eastford	77.51%	Middletown	77.99%	Roxbury	79.60%	Weston	80.01%
Bethlehem	77.18%	Easton	78.05%	Milford	79.39%	Salem	77.03%	Westport	80.01%
Bloomfield	83.62%	Ellington	77.51%	Monroe	78.05%	Salisbury	77.18%	Wethersfield	69.41%
Bolton	78.94%	Enfield	72.47%	Montville	77.03%	Scotland	78.94%	Willington	77.51%
Bozrah	77.03%	Essex	85.82%	Morris	77.18%	Seymour	74.47%	Wilton	80.01%
Branford	79.30%	Fairfield	78.05%	Naugatuck	79.75%	Sharon	77.18%	Winchester	77.18%
Bridgeport	70.20%	Farmington	77.05%	New Britain	69.41%	Shelton	74.47%	Windham	78.94%
Bridgewater	79.60%	Franklin	77.03%	New Canaan	80.01%	Sherman	79.60%	Windsor	72.47%
Bristol	76.19%	Glastonbury	75.03%	New Fairfield	79.60%	Simsbury	83.62%	Windsor Locks	72.47%
Brookfield	79.60%	Goshen	77.18%	New Hartford	83.62%	Somers	77.51%	Wolcott	79.40%
Brooklyn	78.94%	Granby	83.62%	New Haven	76.52%	South Windsor	72.47%	Woodbridge	79.81%
Burlington	77.05%	Greenwich	80.56%	New London	81.55%	Southbury	77.56%	Woodbury	77.56%
Canaan	77.18%	Griswold	77.03%	New Milford	79.60%	Southington	79.40%	Woodstock	77.51%
Canterbury	78.94%	Groton	81.55%	Newington	69.41%	Sprague	77.03%	Neighborhoods	
Canton	83.62%	Guilford	81.33%	Newtown	79.60%	Stafford	77.51%	Bridgeport Area1	70.20%
Chaplin	78.94%	Haddam	83.77%	Norfolk	77.18%	Stamford	80.56%	Bridgeport Area2	70.20%
Cheshire	79.75%	Hamden	79.81%	North Branford	79.30%	Sterling	83.69%	Bridgeport Area3	70.20%
Chester	83.77%	Hampton	78.94%	North Canaan	77.18%	Stonington	81.55%	Hartford Area1	71.03%
Clinton	81.33%	Hartford	71.03%	North Haven	79.30%	Stratford	79.39%	Hartford Area2	71.03%
Colchester	83.77%	Hartland	83.62%	North Stonington	81.55%	Suffield	72.47%	Hartford Area3	71.03%
Colebrook	77.18%	Harwinton	77.05%	Norwalk	80.01%	Thomaston	76.19%	New Haven Area1	76.52%
Columbia	78.94%	Hebron	83.77%	Norwich	77.03%	Thompson	83.69%	New Haven Area2	76.52%
Cornwall	77.18%	Kent	77.18%	Old Lyme	85.82%	Tolland	78.94%	New Haven Area3	76.52%
Coventry	78.94%	Killingly	83.69%	Old Saybrook	85.82%	Torrington	77.18%	Stamford Area1	78.68%
Cromwell	75.03%	Killingworth	81.33%	Orange	77.46%	Trumbull	78.05%	Stamford Area2	78.68%
Danbury	82.59%	Lebanon	77.03%	Oxford	79.81%	Union	77.51%	Stamford Area3	78.68%
Darien	80.01%	Ledyard	81.55%	Plainfield	83.69%	Vernon	75.25%		
Deep River	85.82%	Lisbon	77.03%	Plainville	79.40%	Voluntown	77.03%		
Derby	74.47%	Litchfield	77.18%	Plymouth	76.19%	Wallingford	79.75%		

% 60+ with Colorectal Cancer Screening (Ranked)

Deep River	85.82%	Stonington	81.55%	East Haven	79.30%	Bethlehem	77.18%	Manchester	75.25%
East Lyme	85.82%	Waterford	81.55%	North Branford	79.30%	Canaan	77.18%	Vernon	75.25%
Essex	85.82%	Clinton	81.33%	North Haven	79.30%	Colebrook	77.18%	Berlin	75.03%
Lyme	85.82%	Guilford	81.33%	Andover	78.94%	Cornwall	77.18%	Cromwell	75.03%
Old Lyme	85.82%	Killingworth	81.33%	Bolton	78.94%	Goshen	77.18%	Glastonbury	75.03%
Old Saybrook	85.82%	Madison	81.33%	Brooklyn	78.94%	Kent	77.18%	Rocky Hill	75.03%
Westbrook	85.82%	Greenwich	80.56%	Canterbury	78.94%	Litchfield	77.18%	Ansonia	74.47%
Chester	83.77%	Stamford	80.56%	Chaplin	78.94%	Morris	77.18%	Derby	74.47%
Colchester	83.77%	Darien	80.01%	Columbia	78.94%	Norfolk	77.18%	Seymour	74.47%
Durham	83.77%	New Canaan	80.01%	Coventry	78.94%	North Canaan	77.18%	Shelton	74.47%
East Haddam	83.77%	Norwalk	80.01%	Hampton	78.94%	Salisbury	77.18%	East Windsor	72.47%
East Hampton	83.77%	Weston	80.01%	Mansfield	78.94%	Sharon	77.18%	Enfield	72.47%
Haddam	83.77%	Westport	80.01%	Scotland	78.94%	Torrington	77.18%	South Windsor	72.47%
Hebron	83.77%	Wilton	80.01%	Tolland	78.94%	Warren	77.18%	Suffield	72.47%
Marlborough	83.77%	Beacon Falls	79.81%	Windham	78.94%	Winchester	77.18%	Windsor	72.47%
Middlefield	83.77%	Bethany	79.81%	Easton	78.05%	Avon	77.05%	Windsor Locks	72.47%
Portland	83.77%	Hamden	79.81%	Fairfield	78.05%	Burlington	77.05%	Hartford	71.03%
Killingly	83.69%	Oxford	79.81%	Monroe	78.05%	Farmington	77.05%	Bridgeport	70.20%
Plainfield	83.69%	Woodbridge	79.81%	Redding	78.05%	Harwinton	77.05%	New Britain	69.41%
Putnam	83.69%	Cheshire	79.75%	Trumbull	78.05%	West Hartford	77.05%	Newington	69.41%
Sterling	83.69%	Naugatuck	79.75%	Meriden	77.99%	Bozrah	77.03%	Wethersfield	69.41%
Thompson	83.69%	Prospect	79.75%	Middletown	77.99%	Franklin	77.03%		
Barkhamsted	83.62%	Wallingford	79.75%	Middlebury	77.56%	Griswold	77.03%	Neighborhoods	
Bloomfield	83.62%	Bridgewater	79.60%	Southbury	77.56%	Lebanon	77.03%	Stamford Area1	78.68%
Canton	83.62%	Brookfield	79.60%	Waterbury	77.56%	Lisbon	77.03%	Stamford Area2	78.68%
East Granby	83.62%	New Fairfield	79.60%	Woodbury	77.56%	Montville	77.03%	Stamford Area3	78.68%
Granby	83.62%	New Milford	79.60%	Ashford	77.51%	Norwich	77.03%	New Haven Area1	76.52%
Hartland	83.62%	Newtown	79.60%	Eastford	77.51%	Preston	77.03%	New Haven Area2	76.52%
New Hartford	83.62%	Roxbury	79.60%	Ellington	77.51%	Salem	77.03%	New Haven Area3	76.52%
Simsbury	83.62%	Sherman	79.60%	Pomfret	77.51%	Sprague	77.03%	Hartford Area1	71.03%
Bethel	82.59%	Washington	79.60%	Somers	77.51%	Voluntown	77.03%	Hartford Area2	71.03%
Danbury	82.59%	Plainville	79.40%	Stafford	77.51%	New Haven	76.52%	Hartford Area3	71.03%
Ridgefield	82.59%	Southington	79.40%	Union	77.51%	Bristol	76.19%	Bridgeport Area1	70.20%
Groton	81.55%	Wolcott	79.40%	Willington	77.51%	Plymouth	76.19%	Bridgeport Area2	70.20%
Ledyard	81.55%	Milford	79.39%	Woodstock	77.51%	Thomaston	76.19%	Bridgeport Area3	70.20%
New London	81.55%	Stratford	79.39%	Orange	77.46%	Watertown	76.19%		
North Stonington	81.55%	Branford	79.30%	West Haven	77.46%	East Hartford	75.25%	Questions ?	Beth.Dugan@umb.edu

<https://healthyaingqdatareports.org>