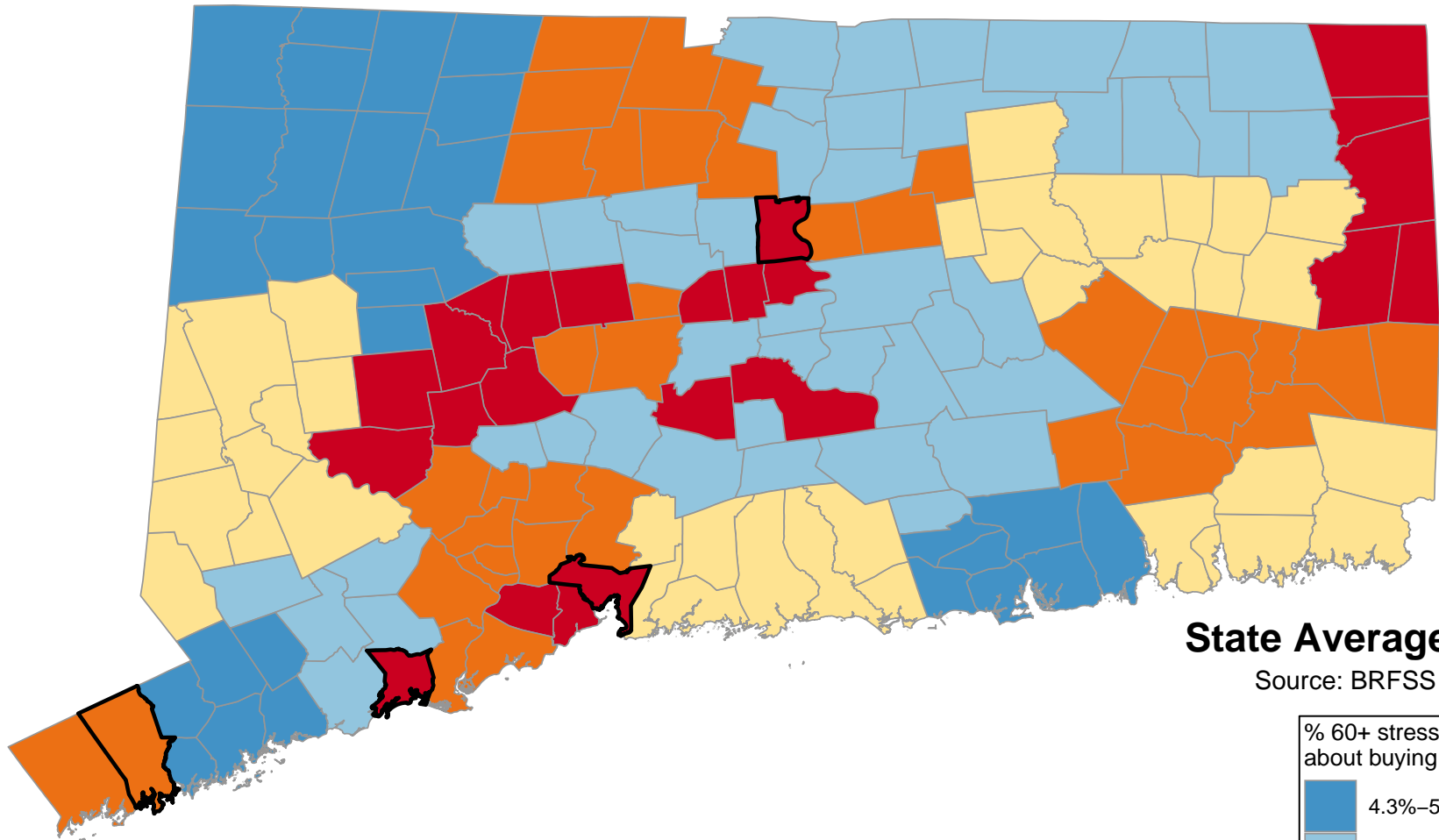
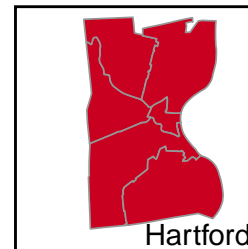
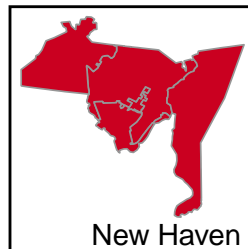
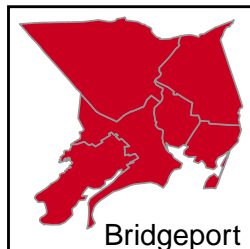
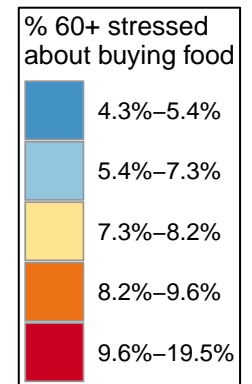


# Percentage of Persons Age 60+ Years with Stress About Buying Food in Last Month



**State Average: 8.6%**

Source: BRFSS 2016-2018



Questions or ideas?  
Beth.Dugan@umb.edu  
12/2020

## % 60+ Stressed about Buying Food in Last Month

Andover	7.69%	Durham	5.84%	Lyme	4.93%	Pomfret	5.38%	Warren	4.35%
Ansonia	8.38%	East Granby	8.76%	Madison	7.39%	Portland	5.84%	Washington	8.11%
Ashford	5.38%	East Haddam	5.84%	Manchester	8.65%	Preston	9.63%	Waterbury	11.81%
Avon	6.71%	East Hampton	5.84%	Mansfield	7.69%	Prospect	6.42%	Waterford	7.26%
Barkhamsted	8.76%	East Hartford	8.65%	Marlborough	5.84%	Putnam	9.67%	Watertown	12.32%
Beacon Falls	8.88%	East Haven	7.68%	Meriden	10.92%	Redding	5.60%	West Hartford	6.71%
Berlin	6.99%	East Lyme	4.93%	Middlebury	11.81%	Ridgefield	7.78%	West Haven	12.59%
Bethany	8.88%	East Windsor	5.79%	Middlefield	5.84%	Rocky Hill	6.99%	Westbrook	4.93%
Bethel	7.78%	Eastford	5.38%	Middletown	10.92%	Roxbury	8.11%	Weston	5.34%
Bethlehem	4.35%	Easton	5.60%	Milford	8.18%	Salem	9.63%	Westport	5.34%
Bloomfield	8.76%	Ellington	5.38%	Monroe	5.60%	Salisbury	4.35%	Wethersfield	12.85%
Bolton	7.69%	Enfield	5.79%	Montville	9.63%	Scotland	7.69%	Willington	5.38%
Bozrah	9.63%	Essex	4.93%	Morris	4.35%	Seymour	8.38%	Wilton	5.34%
Branford	7.68%	Fairfield	5.60%	Naugatuck	6.42%	Sharon	4.35%	Winchester	4.35%
Bridgeport	19.38%	Farmington	6.71%	New Britain	12.85%	Shelton	8.38%	Windham	7.69%
Bridgewater	8.11%	Franklin	9.63%	New Canaan	5.34%	Sherman	8.11%	Windsor	5.79%
Bristol	12.32%	Glastonbury	6.99%	New Fairfield	8.11%	Simsbury	8.76%	Windsor Locks	5.79%
Brookfield	8.11%	Goshen	4.35%	New Hartford	8.76%	Somers	5.38%	Wolcott	8.21%
Brooklyn	7.69%	Granby	8.76%	New Haven	18.13%	South Windsor	5.79%	Woodbridge	8.88%
Burlington	6.71%	Greenwich	8.75%	New London	7.26%	Southbury	11.81%	Woodbury	11.81%
Canaan	4.35%	Griswold	9.63%	New Milford	8.11%	Southington	8.21%	Woodstock	5.38%
Canterbury	7.69%	Groton	7.26%	Newington	12.85%	Sprague	9.63%	<b>Neighborhoods</b>	
Canton	8.76%	Guilford	7.39%	Newtown	8.11%	Stafford	5.38%	Bridgeport Area1	19.38%
Chaplin	7.69%	Haddam	5.84%	Norfolk	4.35%	Stamford	8.75%	Bridgeport Area2	19.38%
Cheshire	6.42%	Hamden	8.88%	North Branford	7.68%	Sterling	9.67%	Bridgeport Area3	19.38%
Chester	5.84%	Hampton	7.69%	North Canaan	4.35%	Stonington	7.26%	Hartford Area1	17.17%
Clinton	7.39%	Hartford	17.17%	North Haven	7.68%	Stratford	8.18%	Hartford Area2	17.17%
Colchester	5.84%	Hartland	8.76%	North Stonington	7.26%	Suffield	5.79%	Hartford Area3	17.17%
Colebrook	4.35%	Harwinton	6.71%	Norwalk	5.34%	Thomaston	12.32%	New Haven Area1	18.13%
Columbia	7.69%	Hebron	5.84%	Norwich	9.63%	Thompson	9.67%	New Haven Area2	18.13%
Cornwall	4.35%	Kent	4.35%	Old Lyme	4.93%	Tolland	7.69%	New Haven Area3	18.13%
Coventry	7.69%	Killingly	9.67%	Old Saybrook	4.93%	Torrington	4.35%	Stamford Area1	8.44%
Cromwell	6.99%	Killingworth	7.39%	Orange	12.59%	Trumbull	5.60%	Stamford Area2	8.44%
Danbury	7.78%	Lebanon	9.63%	Oxford	8.88%	Union	5.38%	Stamford Area3	8.44%
Darien	5.34%	Ledyard	7.26%	Plainfield	9.67%	Vernon	8.65%		
Deep River	4.93%	Lisbon	9.63%	Plainville	8.21%	Voluntown	9.63%		
Derby	8.38%	Litchfield	4.35%	Plymouth	12.32%	Wallingford	6.42%		

## % 60+ Stressed about Buying Food in Last Month (Ranked)

Bridgeport	19.38%	Oxford	8.88%	Brooklyn	7.69%	Chester	5.84%	East Lyme	4.93%
New Haven	18.13%	Woodbridge	8.88%	Canterbury	7.69%	Colchester	5.84%	Essex	4.93%
Hartford	17.17%	Barkhamsted	8.76%	Chaplin	7.69%	Durham	5.84%	Lyme	4.93%
New Britain	12.85%	Bloomfield	8.76%	Columbia	7.69%	East Haddam	5.84%	Old Lyme	4.93%
Newington	12.85%	Canton	8.76%	Coventry	7.69%	East Hampton	5.84%	Old Saybrook	4.93%
Wethersfield	12.85%	East Granby	8.76%	Hampton	7.69%	Haddam	5.84%	Westbrook	4.93%
Orange	12.59%	Granby	8.76%	Mansfield	7.69%	Hebron	5.84%	Bethlehem	4.35%
West Haven	12.59%	Hartland	8.76%	Scotland	7.69%	Marlborough	5.84%	Canaan	4.35%
Bristol	12.32%	New Hartford	8.76%	Tolland	7.69%	Middlefield	5.84%	Colebrook	4.35%
Plymouth	12.32%	Simsbury	8.76%	Windham	7.69%	Portland	5.84%	Cornwall	4.35%
Thomaston	12.32%	Greenwich	8.75%	Branford	7.68%	East Windsor	5.79%	Goshen	4.35%
Watertown	12.32%	Stamford	8.75%	East Haven	7.68%	Enfield	5.79%	Kent	4.35%
Middlebury	11.81%	East Hartford	8.65%	North Branford	7.68%	South Windsor	5.79%	Litchfield	4.35%
Southbury	11.81%	Manchester	8.65%	North Haven	7.68%	Suffield	5.79%	Morris	4.35%
Waterbury	11.81%	Vernon	8.65%	Clinton	7.39%	Windsor	5.79%	Norfolk	4.35%
Woodbury	11.81%	Ansonia	8.38%	Guilford	7.39%	Windsor Locks	5.79%	North Canaan	4.35%
Meriden	10.92%	Derby	8.38%	Killingworth	7.39%	Easton	5.60%	Salisbury	4.35%
Middletown	10.92%	Seymour	8.38%	Madison	7.39%	Fairfield	5.60%	Sharon	4.35%
Killingly	9.67%	Shelton	8.38%	Groton	7.26%	Monroe	5.60%	Torrington	4.35%
Plainfield	9.67%	Plainville	8.21%	Ledyard	7.26%	Redding	5.60%	Warren	4.35%
Putnam	9.67%	Southington	8.21%	New London	7.26%	Trumbull	5.60%	Winchester	4.35%
Sterling	9.67%	Wolcott	8.21%	North Stonington	7.26%	Ashford	5.38%	<b>Neighborhoods</b>	
Thompson	9.67%	Milford	8.18%	Stonington	7.26%	Eastford	5.38%	Bridgeport Area1	19.38%
Bozrah	9.63%	Stratford	8.18%	Waterford	7.26%	Ellington	5.38%	Bridgeport Area2	19.38%
Franklin	9.63%	Bridgewater	8.11%	Berlin	6.99%	Pomfret	5.38%	Bridgeport Area3	19.38%
Griswold	9.63%	Brookfield	8.11%	Cromwell	6.99%	Somers	5.38%	New Haven Area1	18.13%
Lebanon	9.63%	New Fairfield	8.11%	Glastonbury	6.99%	Stafford	5.38%	New Haven Area2	18.13%
Lisbon	9.63%	New Milford	8.11%	Rocky Hill	6.99%	Union	5.38%	New Haven Area3	18.13%
Montville	9.63%	Newtown	8.11%	Avon	6.71%	Willington	5.38%	Hartford Area1	17.17%
Norwich	9.63%	Roxbury	8.11%	Burlington	6.71%	Woodstock	5.38%	Hartford Area2	17.17%
Preston	9.63%	Sherman	8.11%	Farmington	6.71%	Darien	5.34%	Hartford Area3	17.17%
Salem	9.63%	Washington	8.11%	Harwinton	6.71%	New Canaan	5.34%	Stamford Area1	8.44%
Sprague	9.63%	Bethel	7.78%	West Hartford	6.71%	Norwalk	5.34%	Stamford Area2	8.44%
Voluntown	9.63%	Danbury	7.78%	Cheshire	6.42%	Weston	5.34%	Stamford Area3	8.44%
Beacon Falls	8.88%	Ridgefield	7.78%	Naugatuck	6.42%	Westport	5.34%		
Bethany	8.88%	Andover	7.69%	Prospect	6.42%	Wilton	5.34%	Questions ?	Beth.Dugan@umb.edu
Hamden	8.88%	Bolton	7.69%	Wallingford	6.42%	Deep River	4.93%	<a href="https://healthyaqingdatareports.org">https://healthyaqingdatareports.org</a>	