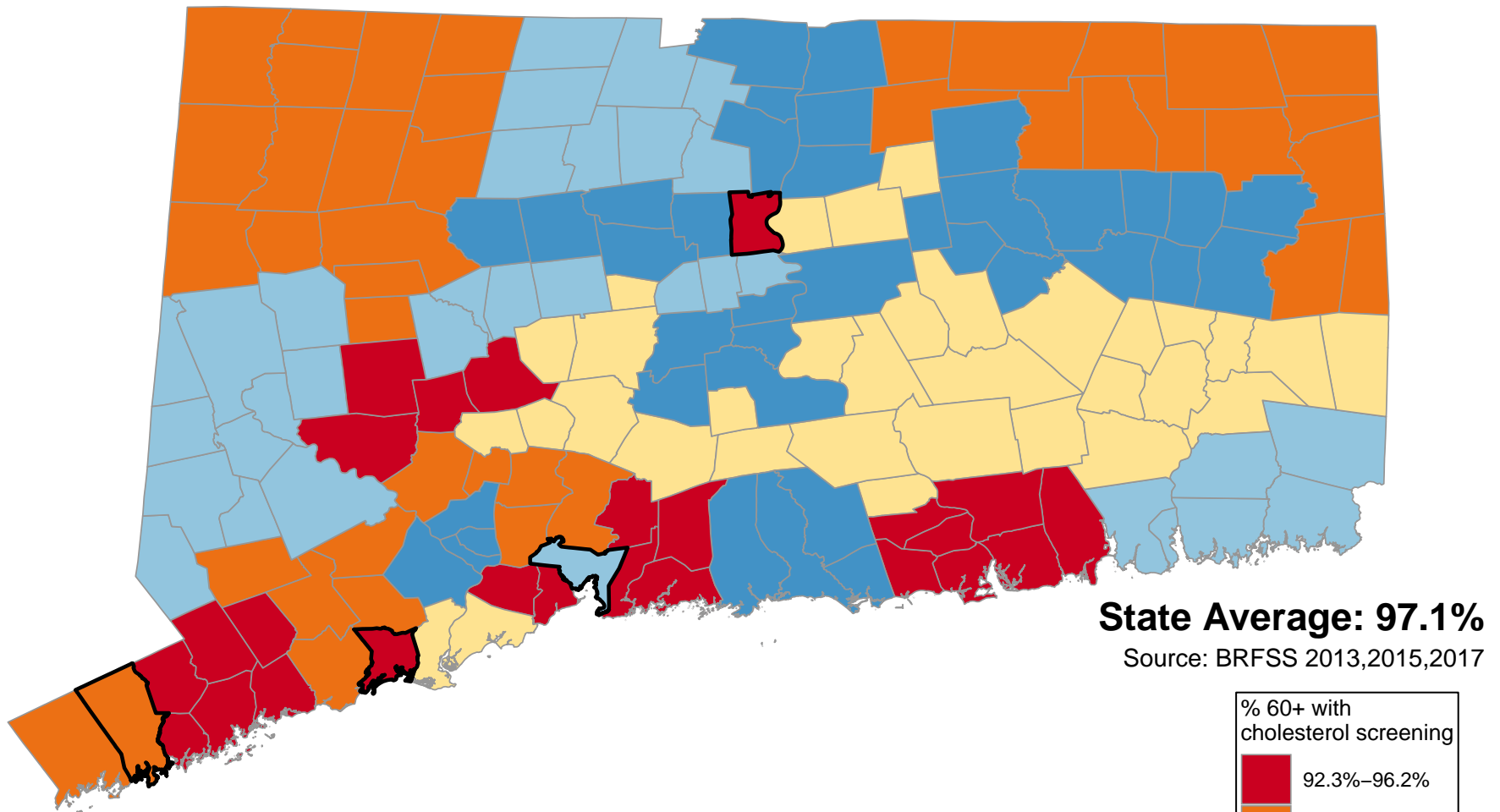
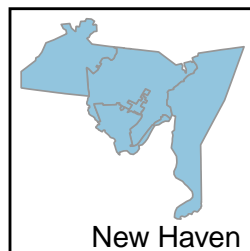
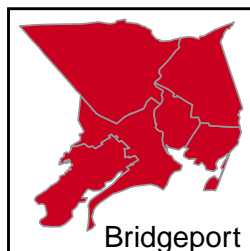
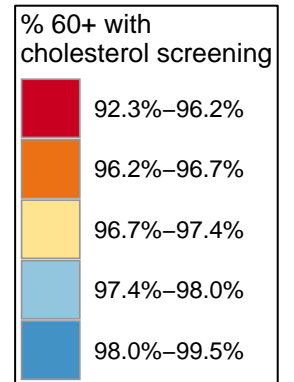


Percentage of Persons Age 60+ Years with Cholesterol Screening



State Average: 97.1%

Source: BRFSS 2013, 2015, 2017



% 60+ with Cholesterol Screening

Andover	98.32%	Durham	96.85%	Lyme	95.89%	Pomfret	96.72%	Warren	96.23%
Ansonia	98.04%	East Granby	97.92%	Madison	98.95%	Portland	96.85%	Washington	97.89%
Ashford	96.72%	East Haddam	96.85%	Manchester	96.95%	Preston	96.92%	Waterbury	95.59%
Avon	98.32%	East Hampton	96.85%	Mansfield	98.32%	Prospect	97.32%	Waterford	97.40%
Barkhamsted	97.92%	East Hartford	96.95%	Marlborough	96.85%	Putnam	96.68%	Watertown	97.93%
Beacon Falls	96.38%	East Haven	96.17%	Meriden	99.33%	Redding	96.53%	West Hartford	98.32%
Berlin	99.37%	East Lyme	95.89%	Middlebury	95.59%	Ridgefield	97.47%	West Haven	94.40%
Bethany	96.38%	East Windsor	98.28%	Middlefield	96.85%	Rocky Hill	99.37%	Westbrook	95.89%
Bethel	97.47%	Eastford	96.72%	Middletown	99.33%	Roxbury	97.89%	Weston	94.99%
Bethlehem	96.23%	Easton	96.53%	Milford	97.14%	Salem	96.92%	Westport	94.99%
Bloomfield	97.92%	Ellington	96.72%	Monroe	96.53%	Salisbury	96.23%	Wethersfield	97.50%
Bolton	98.32%	Enfield	98.28%	Montville	96.92%	Scotland	98.32%	Willington	96.72%
Bozrah	96.92%	Essex	95.89%	Morris	96.23%	Seymour	98.04%	Wilton	94.99%
Branford	96.17%	Fairfield	96.53%	Naugatuck	97.32%	Sharon	96.23%	Winchester	96.23%
Bridgeport	92.41%	Farmington	98.32%	New Britain	97.50%	Shelton	98.04%	Windham	98.32%
Bridgewater	97.89%	Franklin	96.92%	New Canaan	94.99%	Sherman	97.89%	Windsor	98.28%
Bristol	97.93%	Glastonbury	99.37%	New Fairfield	97.89%	Simsbury	97.92%	Windsor Locks	98.28%
Brookfield	97.89%	Goshen	96.23%	New Hartford	97.92%	Somers	96.72%	Wolcott	97.21%
Brooklyn	98.32%	Granby	97.92%	New Haven	97.75%	South Windsor	98.28%	Woodbridge	96.38%
Burlington	98.32%	Greenwich	96.33%	New London	97.40%	Southbury	95.59%	Woodbury	95.59%
Canaan	96.23%	Griswold	96.92%	New Milford	97.89%	Southington	97.21%	Woodstock	96.72%
Canterbury	98.32%	Groton	97.40%	Newington	97.50%	Sprague	96.92%		
Canton	97.92%	Guilford	98.95%	Newtown	97.89%	Stafford	96.72%	Neighborhoods	
Chaplin	98.32%	Haddam	96.85%	Norfolk	96.23%	Stamford	96.33%	Bridgeport Area1	92.41%
Cheshire	97.32%	Hamden	96.38%	North Branford	96.17%	Sterling	96.68%	Bridgeport Area2	92.41%
Chester	96.85%	Hampton	98.32%	North Canaan	96.23%	Stonington	97.40%	Bridgeport Area3	92.41%
Clinton	98.95%	Hartford	95.46%	North Haven	96.17%	Stratford	97.14%	Hartford Area1	95.46%
Colchester	96.85%	Hartland	97.92%	North Stonington	97.40%	Suffield	98.28%	Hartford Area2	95.46%
Colebrook	96.23%	Harwinton	98.32%	Norwalk	94.99%	Thomaston	97.93%	Hartford Area3	95.46%
Columbia	98.32%	Hebron	96.85%	Norwich	96.92%	Thompson	96.68%	New Haven Area1	97.75%
Cornwall	96.23%	Kent	96.23%	Old Lyme	95.89%	Tolland	98.32%	New Haven Area2	97.75%
Coventry	98.32%	Killingly	96.68%	Old Saybrook	95.89%	Torrington	96.23%	New Haven Area3	97.75%
Cromwell	99.37%	Killingworth	98.95%	Orange	94.40%	Trumbull	96.53%	Stamford Area1	96.62%
Danbury	97.47%	Lebanon	96.92%	Oxford	96.38%	Union	96.72%	Stamford Area2	96.62%
Darien	94.99%	Ledyard	97.40%	Plainfield	96.68%	Vernon	96.95%	Stamford Area3	96.62%
Deep River	95.89%	Lisbon	96.92%	Plainville	97.21%	Voluntown	96.92%		
Derby	98.04%	Litchfield	96.23%	Plymouth	97.93%	Wallingford	97.32%		

% 60+ with Cholesterol Screening (Ranked)

Berlin	99.37%	Bristol	97.93%	Plainville	97.21%	Woodstock	96.72%	Deep River	95.89%
Cromwell	99.37%	Plymouth	97.93%	Southington	97.21%	Killingly	96.68%	East Lyme	95.89%
Glastonbury	99.37%	Thomaston	97.93%	Wolcott	97.21%	Plainfield	96.68%	Essex	95.89%
Rocky Hill	99.37%	Watertown	97.93%	Milford	97.14%	Putnam	96.68%	Lyme	95.89%
Meriden	99.33%	Barkhamsted	97.92%	Stratford	97.14%	Sterling	96.68%	Old Lyme	95.89%
Middletown	99.33%	Bloomfield	97.92%	East Hartford	96.95%	Thompson	96.68%	Old Saybrook	95.89%
Clinton	98.95%	Canton	97.92%	Manchester	96.95%	Easton	96.53%	Westbrook	95.89%
Guilford	98.95%	East Granby	97.92%	Vernon	96.95%	Fairfield	96.53%	Middlebury	95.59%
Killingworth	98.95%	Granby	97.92%	Bozrah	96.92%	Monroe	96.53%	Southbury	95.59%
Madison	98.95%	Hartland	97.92%	Franklin	96.92%	Redding	96.53%	Waterbury	95.59%
Andover	98.32%	New Hartford	97.92%	Griswold	96.92%	Trumbull	96.53%	Woodbury	95.59%
Bolton	98.32%	Simsbury	97.92%	Lebanon	96.92%	Beacon Falls	96.38%	Hartford	95.46%
Brooklyn	98.32%	Bridgewater	97.89%	Lisbon	96.92%	Bethany	96.38%	Darien	94.99%
Canterbury	98.32%	Brookfield	97.89%	Montville	96.92%	Hamden	96.38%	New Canaan	94.99%
Chaplin	98.32%	New Fairfield	97.89%	Norwich	96.92%	Oxford	96.38%	Norwalk	94.99%
Columbia	98.32%	New Milford	97.89%	Preston	96.92%	Woodbridge	96.38%	Weston	94.99%
Coventry	98.32%	Newtown	97.89%	Salem	96.92%	Greenwich	96.33%	Westport	94.99%
Hampton	98.32%	Roxbury	97.89%	Sprague	96.92%	Stamford	96.33%	Wilton	94.99%
Mansfield	98.32%	Sherman	97.89%	Voluntown	96.92%	Bethlehem	96.23%	Orange	94.40%
Scotland	98.32%	Washington	97.89%	Chester	96.85%	Canaan	96.23%	West Haven	94.40%
Tolland	98.32%	New Haven	97.75%	Colchester	96.85%	Colebrook	96.23%	Bridgeport	92.41%
Windham	98.32%	New Britain	97.50%	Durham	96.85%	Cornwall	96.23%	Neighborhoods	
Avon	98.32%	Newington	97.50%	East Haddam	96.85%	Goshen	96.23%	New Haven Area1	97.75%
Burlington	98.32%	Wethersfield	97.50%	East Hampton	96.85%	Kent	96.23%	New Haven Area2	97.75%
Farmington	98.32%	Bethel	97.47%	Haddam	96.85%	Litchfield	96.23%	New Haven Area3	97.75%
Harwinton	98.32%	Danbury	97.47%	Hebron	96.85%	Morris	96.23%	Stamford Area1	96.62%
West Hartford	98.32%	Ridgefield	97.47%	Marlborough	96.85%	Norfolk	96.23%	Stamford Area2	96.62%
East Windsor	98.28%	Groton	97.40%	Middlefield	96.85%	North Canaan	96.23%	Stamford Area3	96.62%
Enfield	98.28%	Ledyard	97.40%	Portland	96.85%	Salisbury	96.23%	Hartford Area1	95.46%
South Windsor	98.28%	New London	97.40%	Ashford	96.72%	Sharon	96.23%	Hartford Area2	95.46%
Suffield	98.28%	North Stonington	97.40%	Eastford	96.72%	Torrington	96.23%	Hartford Area3	95.46%
Windsor	98.28%	Stonington	97.40%	Ellington	96.72%	Warren	96.23%	Bridgeport Area1	92.41%
Windsor Locks	98.28%	Waterford	97.40%	Pomfret	96.72%	Winchester	96.23%	Bridgeport Area2	92.41%
Ansonia	98.04%	Cheshire	97.32%	Somers	96.72%	Branford	96.17%	Bridgeport Area3	92.41%
Derby	98.04%	Naugatuck	97.32%	Stafford	96.72%	East Haven	96.17%		
Seymour	98.04%	Prospect	97.32%	Union	96.72%	North Branford	96.17%		Questions ? Beth.Dugan@umb.edu
Shelton	98.04%	Wallingford	97.32%	Willington	96.72%	North Haven	96.17%		https://healthyaingqdatareports.org