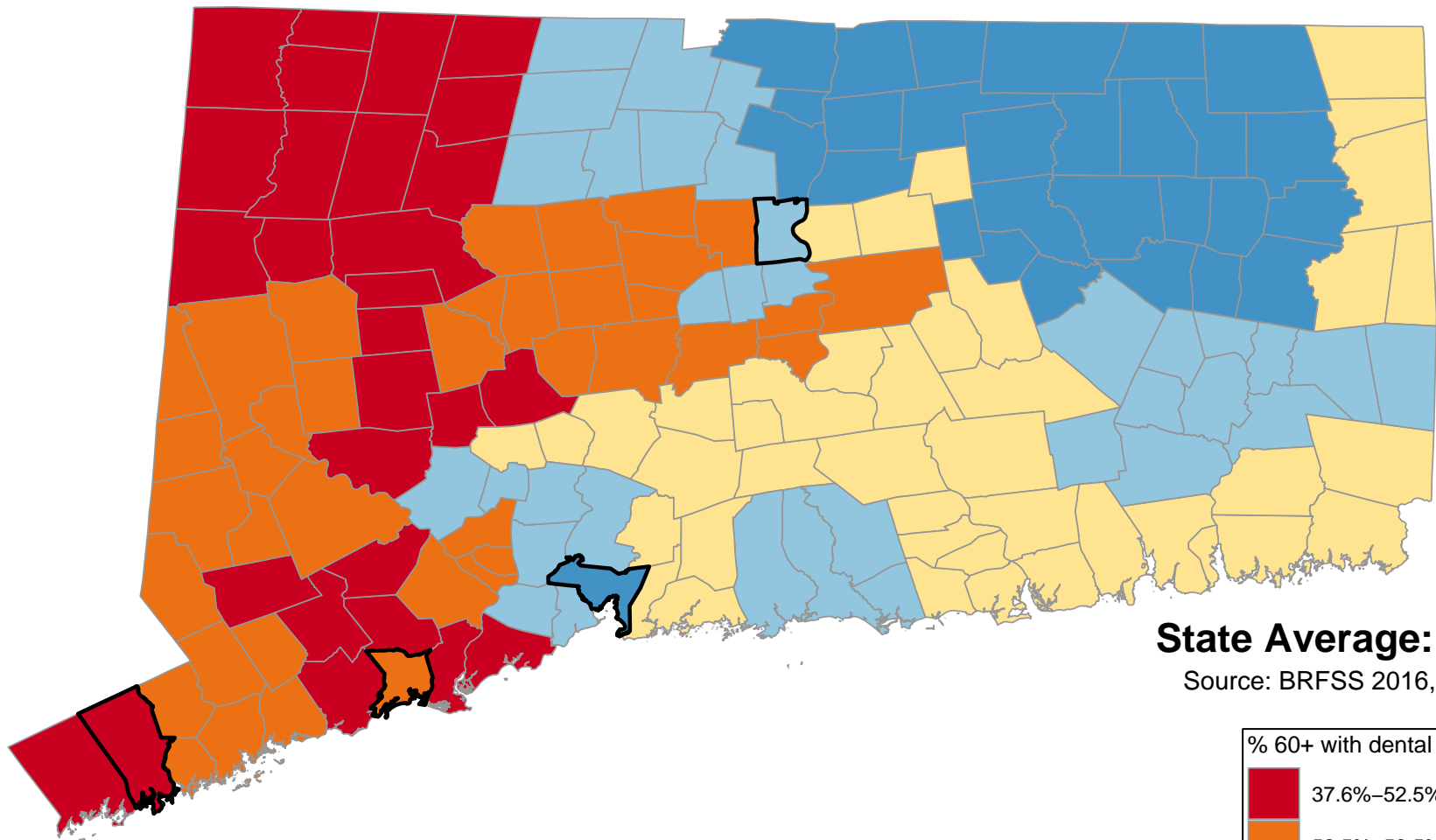
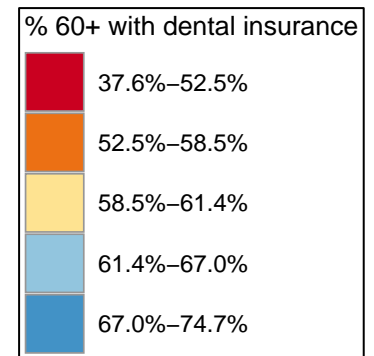


# Percentage of Persons Age 60+ Years with Dental Insurance

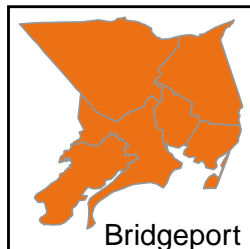


**State Average: 59.2%**

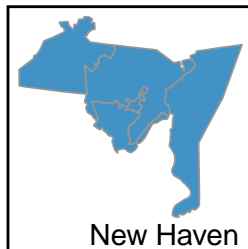
Source: BRFSS 2016,2018



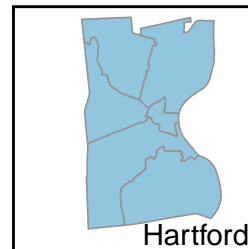
Stamford



Bridgeport



New Haven



Hartford

Questions or ideas?  
Beth.Dugan@umb.edu  
12/2020

## % 60+ with Dental Insurance

Andover	69.91%	Durham	59.65%	Lyme	58.85%	Pomfret	68.27%	Warren	49.03%
Ansonia	56.78%	East Granby	66.96%	Madison	61.87%	Portland	59.65%	Washington	58.27%
Ashford	68.27%	East Haddam	59.65%	Manchester	61.20%	Preston	65.85%	Waterbury	50.46%
Avon	57.29%	East Hampton	59.65%	Mansfield	69.91%	Prospect	59.05%	Waterford	61.35%
Barkhamsted	66.96%	East Hartford	61.20%	Marlborough	59.65%	Putnam	58.53%	Watertown	57.78%
Beacon Falls	66.40%	East Haven	59.70%	Meriden	59.23%	Redding	51.51%	West Hartford	57.29%
Berlin	58.34%	East Lyme	58.85%	Middlebury	50.46%	Ridgefield	56.18%	West Haven	64.27%
Bethany	66.40%	East Windsor	72.39%	Middlefield	59.65%	Rocky Hill	58.34%	Westbrook	58.85%
Bethel	56.18%	Eastford	68.27%	Middletown	59.23%	Roxbury	58.27%	Weston	52.46%
Bethlehem	49.03%	Easton	51.51%	Milford	50.37%	Salem	65.85%	Westport	52.46%
Bloomfield	66.96%	Ellington	68.27%	Monroe	51.51%	Salisbury	49.03%	Wethersfield	62.69%
Bolton	69.91%	Enfield	72.39%	Montville	65.85%	Scotland	69.91%	Willington	68.27%
Bozrah	65.85%	Essex	58.85%	Morris	49.03%	Seymour	56.78%	Wilton	52.46%
Branford	59.70%	Fairfield	51.51%	Naugatuck	59.05%	Sharon	49.03%	Winchester	49.03%
Bridgeport	54.47%	Farmington	57.29%	New Britain	62.69%	Shelton	56.78%	Windham	69.91%
Bridgewater	58.27%	Franklin	65.85%	New Canaan	52.46%	Sherman	58.27%	Windsor	72.39%
Bristol	57.78%	Glastonbury	58.34%	New Fairfield	58.27%	Simsbury	66.96%	Windsor Locks	72.39%
Brookfield	58.27%	Goshen	49.03%	New Hartford	66.96%	Somers	68.27%	Wolcott	57.77%
Brooklyn	69.91%	Granby	66.96%	New Haven	74.60%	South Windsor	72.39%	Woodbridge	66.40%
Burlington	57.29%	Greenwich	37.76%	New London	61.35%	Southbury	50.46%	Woodbury	50.46%
Canaan	49.03%	Griswold	65.85%	New Milford	58.27%	Southington	57.77%	Woodstock	68.27%
Canterbury	69.91%	Groton	61.35%	Newington	62.69%	Sprague	65.85%	<b>Neighborhoods</b>	
Canton	66.96%	Guilford	61.87%	Newtown	58.27%	Stafford	68.27%	Bridgeport Area1	54.47%
Chaplin	69.91%	Haddam	59.65%	Norfolk	49.03%	Stamford	37.76%	Bridgeport Area2	54.47%
Cheshire	59.05%	Hamden	66.40%	North Branford	59.70%	Sterling	58.53%	Bridgeport Area3	54.47%
Chester	59.65%	Hampton	69.91%	North Canaan	49.03%	Stonington	61.35%	Hartford Area1	63.82%
Clinton	61.87%	Hartford	63.82%	North Haven	59.70%	Stratford	50.37%	Hartford Area2	63.82%
Colchester	59.65%	Hartland	66.96%	North Stonington	61.35%	Suffield	72.39%	Hartford Area3	63.82%
Colebrook	49.03%	Harwinton	57.29%	Norwalk	52.46%	Thomaston	57.78%	New Haven Area1	74.60%
Columbia	69.91%	Hebron	59.65%	Norwich	65.85%	Thompson	58.53%	New Haven Area2	74.60%
Cornwall	49.03%	Kent	49.03%	Old Lyme	58.85%	Tolland	69.91%	New Haven Area3	74.60%
Coventry	69.91%	Killingly	58.53%	Old Saybrook	58.85%	Torrington	49.03%	Stamford Area1	37.62%
Cromwell	58.34%	Killingworth	61.87%	Orange	64.27%	Trumbull	51.51%	Stamford Area2	37.62%
Danbury	56.18%	Lebanon	65.85%	Oxford	66.40%	Union	68.27%	Stamford Area3	37.62%
Darien	52.46%	Ledyard	61.35%	Plainfield	58.53%	Vernon	61.20%		
Deep River	58.85%	Lisbon	65.85%	Plainville	57.77%	Voluntown	65.85%		
Derby	56.78%	Litchfield	49.03%	Plymouth	57.78%	Wallingford	59.05%		

## % 60+ with Dental Insurance (Ranked)

New Haven	74.60%	Bethany	66.40%	North Haven	59.70%	Newtown	58.27%	Waterbury	50.46%
East Windsor	72.39%	Hamden	66.40%	Chester	59.65%	Roxbury	58.27%	Woodbury	50.46%
Enfield	72.39%	Oxford	66.40%	Colchester	59.65%	Sherman	58.27%	Milford	50.37%
South Windsor	72.39%	Woodbridge	66.40%	Durham	59.65%	Washington	58.27%	Stratford	50.37%
Suffield	72.39%	Bozrah	65.85%	East Haddam	59.65%	Bristol	57.78%	Bethlehem	49.03%
Windsor	72.39%	Franklin	65.85%	East Hampton	59.65%	Plymouth	57.78%	Canaan	49.03%
Windsor Locks	72.39%	Griswold	65.85%	Haddam	59.65%	Thomaston	57.78%	Colebrook	49.03%
Andover	69.91%	Lebanon	65.85%	Hebron	59.65%	Watertown	57.78%	Cornwall	49.03%
Bolton	69.91%	Lisbon	65.85%	Marlborough	59.65%	Plainville	57.77%	Goshen	49.03%
Brooklyn	69.91%	Montville	65.85%	Middlefield	59.65%	Southington	57.77%	Kent	49.03%
Canterbury	69.91%	Norwich	65.85%	Portland	59.65%	Wolcott	57.77%	Litchfield	49.03%
Chaplin	69.91%	Preston	65.85%	Meriden	59.23%	Avon	57.29%	Morris	49.03%
Columbia	69.91%	Salem	65.85%	Middletown	59.23%	Burlington	57.29%	Norfolk	49.03%
Coventry	69.91%	Sprague	65.85%	Cheshire	59.05%	Farmington	57.29%	North Canaan	49.03%
Hampton	69.91%	Voluntown	65.85%	Naugatuck	59.05%	Harwinton	57.29%	Salisbury	49.03%
Mansfield	69.91%	Orange	64.27%	Prospect	59.05%	West Hartford	57.29%	Sharon	49.03%
Scotland	69.91%	West Haven	64.27%	Wallingford	59.05%	Ansonia	56.78%	Torrington	49.03%
Tolland	69.91%	Hartford	63.82%	Deep River	58.85%	Derby	56.78%	Warren	49.03%
Windham	69.91%	New Britain	62.69%	East Lyme	58.85%	Seymour	56.78%	Winchester	49.03%
Ashford	68.27%	Newington	62.69%	Essex	58.85%	Shelton	56.78%	Greenwich	37.76%
Eastford	68.27%	Wethersfield	62.69%	Lyme	58.85%	Bethel	56.18%	Stamford	37.76%
Ellington	68.27%	Clinton	61.87%	Old Lyme	58.85%	Danbury	56.18%		
Pomfret	68.27%	Guilford	61.87%	Old Saybrook	58.85%	Ridgefield	56.18%		
Somers	68.27%	Killingworth	61.87%	Westbrook	58.85%	Bridgeport	54.47%		
Stafford	68.27%	Madison	61.87%	Killingly	58.53%	Darien	52.46%		
Union	68.27%	Groton	61.35%	Plainfield	58.53%	New Canaan	52.46%		
Willington	68.27%	Ledyard	61.35%	Putnam	58.53%	Norwalk	52.46%		
Woodstock	68.27%	New London	61.35%	Sterling	58.53%	Weston	52.46%		
Barkhamsted	66.96%	North Stonington	61.35%	Thompson	58.53%	Westport	52.46%		
Bloomfield	66.96%	Stonington	61.35%	Berlin	58.34%	Wilton	52.46%		
Canton	66.96%	Waterford	61.35%	Cromwell	58.34%	Easton	51.51%		
East Granby	66.96%	East Hartford	61.20%	Glastonbury	58.34%	Fairfield	51.51%		
Granby	66.96%	Manchester	61.20%	Rocky Hill	58.34%	Monroe	51.51%		
Hartland	66.96%	Vernon	61.20%	Bridgewater	58.27%	Redding	51.51%		
New Hartford	66.96%	Branford	59.70%	Brookfield	58.27%	Trumbull	51.51%		
Simsbury	66.96%	East Haven	59.70%	New Fairfield	58.27%	Middlebury	50.46%		
Beacon Falls	66.40%	North Branford	59.70%	New Milford	58.27%	Southbury	50.46%		

### Neighborhoods

New Haven Area1	74.60%
New Haven Area2	74.60%
New Haven Area3	74.60%
Hartford Area1	63.82%
Hartford Area2	63.82%
Hartford Area3	63.82%
Bridgeport Area1	54.47%
Bridgeport Area2	54.47%
Bridgeport Area3	54.47%
Stamford Area1	37.62%
Stamford Area2	37.62%
Stamford Area3	37.62%

Questions ? Beth.Dugan@umb.edu

<https://healthyingingdatareports.org>