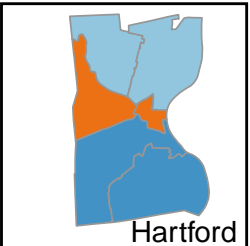
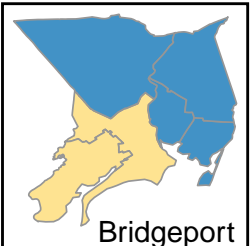
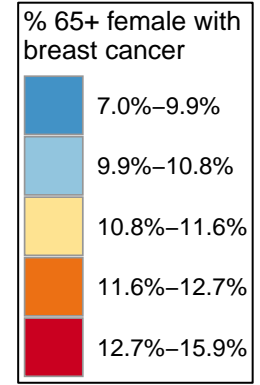
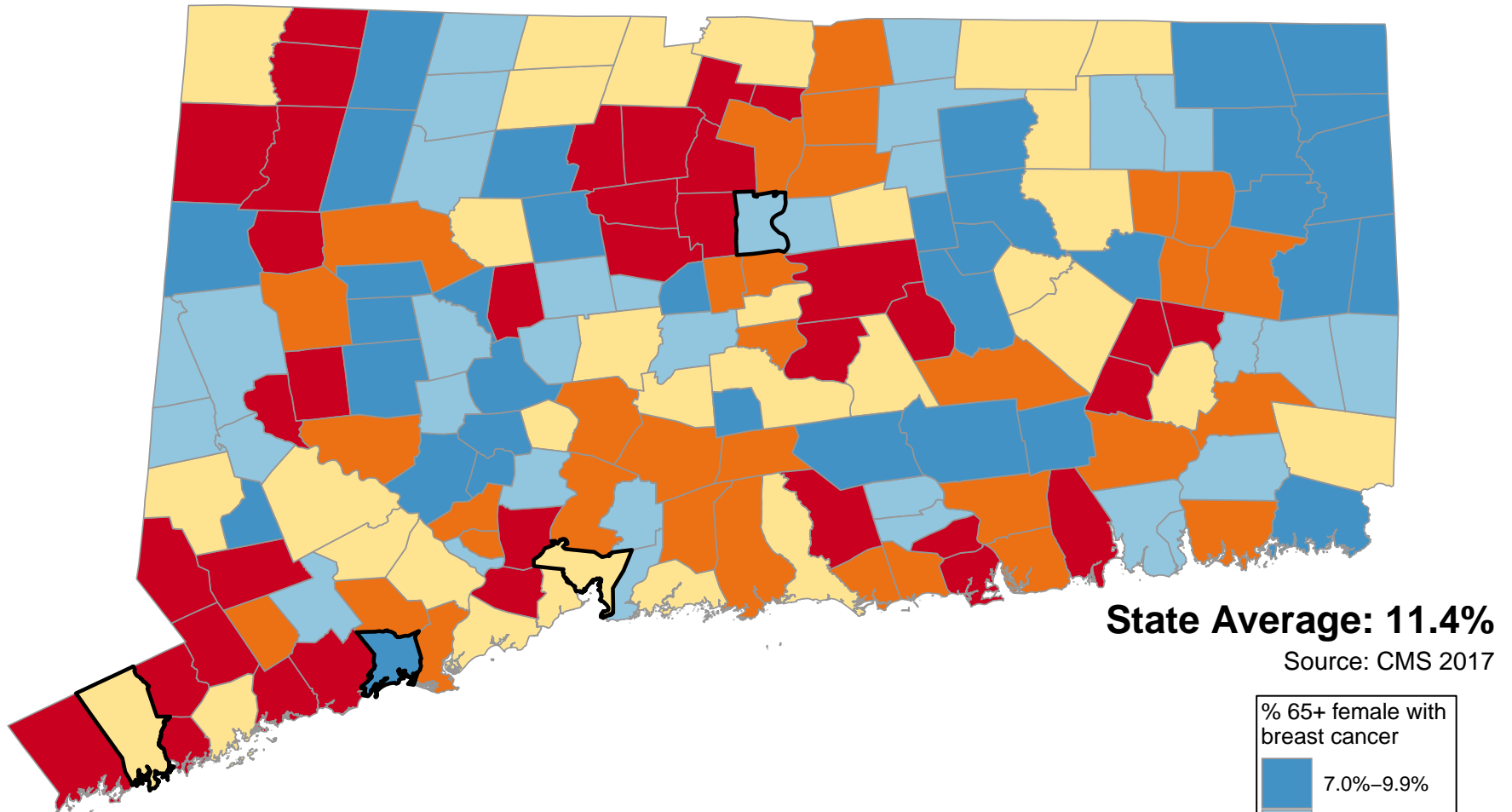


Percentage of Female Medicare Beneficiaries Age 65+ Years with Breast Cancer



Questions or ideas?
Beth.Dugan@umb.edu
12/2020

% 65+ with Breast Cancer (Women)

Andover	9.88%	Durham	12.09%	Lyme	12.65%	Pomfret	9.52%	Warren	13.21%
Ansonia	11.70%	East Granby	15.28%	Madison	11.00%	Portland	13.18%	Washington	12.09%
Ashford	10.40%	East Haddam	9.41%	Manchester	10.98%	Preston	11.87%	Waterbury	8.72%
Avon	14.04%	East Hampton	10.90%	Mansfield	11.55%	Prospect	11.60%	Waterford	10.07%
Barkhamsted	11.57%	East Hartford	10.70%	Marlborough	15.23%	Putnam	9.28%	Watertown	10.47%
Beacon Falls	7.07%	East Haven	10.49%	Meriden	11.03%	Redding	14.10%	West Hartford	13.15%
Berlin	10.70%	East Lyme	12.73%	Middlebury	10.36%	Ridgefield	12.86%	West Haven	10.92%
Bethany	10.42%	East Windsor	11.69%	Middlefield	7.91%	Rocky Hill	11.27%	Westbrook	11.62%
Bethel	8.87%	Eastford	10.40%	Middletown	11.20%	Roxbury	13.30%	Weston	11.98%
Bethlehem	9.67%	Easton	10.35%	Milford	11.58%	Salem	8.39%	Westport	14.67%
Bloomfield	13.68%	Ellington	10.21%	Monroe	11.46%	Salisbury	11.45%	Wethersfield	12.15%
Bolton	9.88%	Enfield	11.82%	Montville	11.72%	Scotland	12.10%	Willington	11.36%
Bozrah	13.04%	Essex	14.34%	Morris	9.67%	Seymour	11.70%	Wilton	13.12%
Branford	11.27%	Fairfield	13.53%	Naugatuck	9.03%	Sharon	12.68%	Winchester	10.74%
Bridgeport	9.31%	Farmington	13.47%	New Britain	8.79%	Shelton	10.93%	Windham	8.92%
Bridgewater	13.30%	Franklin	13.04%	New Canaan	12.87%	Sherman	10.61%	Windsor	12.01%
Bristol	10.35%	Glastonbury	12.99%	New Fairfield	10.27%	Simsbury	14.15%	Windsor Locks	12.74%
Brookfield	10.41%	Goshen	8.34%	New Hartford	9.07%	Somers	10.81%	Wolcott	10.06%
Brooklyn	8.88%	Granby	11.46%	New Haven	10.95%	South Windsor	12.61%	Woodbridge	15.80%
Burlington	9.36%	Greenwich	13.35%	New London	10.42%	Southbury	12.13%	Woodbury	9.85%
Canaan	13.99%	Griswold	10.60%	New Milford	10.20%	Southington	11.02%	Woodstock	9.52%
Canterbury	11.61%	Groton	12.42%	Newington	11.71%	Sprague	13.04%	Neighborhoods	
Canton	12.88%	Guilford	11.99%	Newtown	11.21%	Stafford	11.36%	Bridgeport Area1	9.19%
Chaplin	12.10%	Haddam	9.86%	Norfolk	8.34%	Stamford	11.53%	Bridgeport Area2	10.90%
Cheshire	12.34%	Hamden	12.10%	North Branford	11.91%	Sterling	9.34%	Bridgeport Area3	7.20%
Chester	10.79%	Hampton	12.10%	North Canaan	13.99%	Stonington	9.38%	Hartford Area1	10.27%
Clinton	12.47%	Hartford	10.44%	North Haven	10.38%	Stratford	11.78%	Hartford Area2	11.86%
Colchester	11.84%	Hartland	11.57%	North Stonington	10.90%	Suffield	11.13%	Hartford Area3	9.79%
Colebrook	10.74%	Harwinton	11.42%	Norwalk	11.29%	Thomaston	9.38%	New Haven Area1	12.71%
Columbia	11.42%	Hebron	9.52%	Norwich	11.22%	Thompson	8.25%	New Haven Area2	10.86%
Cornwall	13.21%	Kent	9.84%	Old Lyme	12.65%	Tolland	8.40%	New Haven Area3	9.91%
Coventry	9.52%	Killingly	9.34%	Old Saybrook	13.58%	Torrington	10.08%	Stamford Area1	12.34%
Cromwell	11.81%	Killingworth	14.78%	Orange	13.84%	Trumbull	12.43%	Stamford Area2	11.39%
Danbury	10.97%	Lebanon	11.09%	Oxford	9.25%	Union	11.36%	Stamford Area3	11.33%
Darien	14.11%	Ledyard	10.64%	Plainfield	9.34%	Vernon	10.16%		
Deep River	9.99%	Lisbon	10.60%	Plainville	10.42%	Voluntown	10.60%		
Derby	10.68%	Litchfield	12.60%	Plymouth	12.66%	Wallingford	11.97%		

% 65+ with Breast Cancer (Women) (Ranked)

Woodbridge	15.80%	Old Lyme	12.65%	Stamford	11.53%	Lisbon	10.60%	Burlington	9.36%
East Granby	15.28%	South Windsor	12.61%	Monroe	11.46%	Voluntown	10.60%	Killingly	9.34%
Marlborough	15.23%	Litchfield	12.60%	Granby	11.46%	East Haven	10.49%	Plainfield	9.34%
Killingworth	14.78%	Clinton	12.47%	Salisbury	11.45%	Watertown	10.47%	Sterling	9.34%
Westport	14.67%	Trumbull	12.43%	Columbia	11.42%	Hartford	10.44%	Bridgeport	9.31%
Essex	14.34%	Groton	12.42%	Harwinton	11.42%	New London	10.42%	Putnam	9.28%
Simsbury	14.15%	Cheshire	12.34%	Stafford	11.36%	Bethany	10.42%	Oxford	9.25%
Darien	14.11%	Wethersfield	12.15%	Union	11.36%	Plainville	10.42%	New Hartford	9.07%
Redding	14.10%	Southbury	12.13%	Willington	11.36%	Brookfield	10.41%	Naugatuck	9.03%
Avon	14.04%	Hamden	12.10%	Norwalk	11.29%	Ashford	10.40%	Windham	8.92%
Canaan	13.99%	Chaplin	12.10%	Rocky Hill	11.27%	Eastford	10.40%	Brooklyn	8.88%
North Canaan	13.99%	Hampton	12.10%	Branford	11.27%	North Haven	10.38%	Bethel	8.87%
Orange	13.84%	Scotland	12.10%	Norwich	11.22%	Middlebury	10.36%	New Britain	8.79%
Bloomfield	13.68%	Durham	12.09%	Newtown	11.21%	Bristol	10.35%	Waterbury	8.72%
Old Saybrook	13.58%	Washington	12.09%	Middletown	11.20%	Easton	10.35%	Tolland	8.40%
Fairfield	13.53%	Windsor	12.01%	Suffield	11.13%	New Fairfield	10.27%	Salem	8.39%
Farmington	13.47%	Guilford	11.99%	Lebanon	11.09%	Ellington	10.21%	Goshen	8.34%
Greenwich	13.35%	Weston	11.98%	Meriden	11.03%	New Milford	10.20%	Norfolk	8.34%
Bridgewater	13.30%	Wallingford	11.97%	Southington	11.02%	Vernon	10.16%	Thompson	8.25%
Roxbury	13.30%	North Branford	11.91%	Madison	11.00%	Torrington	10.08%	Middlefield	7.91%
Cornwall	13.21%	Preston	11.87%	Manchester	10.98%	Waterford	10.07%	Beacon Falls	7.07%
Warren	13.21%	Colchester	11.84%	Danbury	10.97%	Wolcott	10.06%		
Portland	13.18%	Enfield	11.82%	New Haven	10.95%	Deep River	9.99%	Neighborhoods	
West Hartford	13.15%	Cromwell	11.81%	Shelton	10.93%	Andover	9.88%	New Haven Area1	12.71%
Wilton	13.12%	Stratford	11.78%	West Haven	10.92%	Bolton	9.88%	Stamford Area1	12.34%
Bozrah	13.04%	Montville	11.72%	East Hampton	10.90%	Haddam	9.86%	Hartford Area2	11.86%
Franklin	13.04%	Newington	11.71%	North Stonington	10.90%	Woodbury	9.85%	Stamford Area2	11.39%
Sprague	13.04%	Ansonia	11.70%	Somers	10.81%	Kent	9.84%	Stamford Area3	11.33%
Glastonbury	12.99%	Seymour	11.70%	Chester	10.79%	Bethlehem	9.67%	Bridgeport Area2	10.90%
Canton	12.88%	East Windsor	11.69%	Colebrook	10.74%	Morris	9.67%	New Haven Area2	10.86%
New Canaan	12.87%	Westbrook	11.62%	Winchester	10.74%	Hebron	9.52%	Hartford Area1	10.27%
Ridgefield	12.86%	Canterbury	11.61%	Berlin	10.70%	Coventry	9.52%	New Haven Area3	9.91%
Windsor Locks	12.74%	Prospect	11.60%	East Hartford	10.70%	Pomfret	9.52%	Hartford Area3	9.79%
East Lyme	12.73%	Milford	11.58%	Derby	10.68%	Woodstock	9.52%	Bridgeport Area1	9.19%
Sharon	12.68%	Barkhamsted	11.57%	Ledyard	10.64%	East Haddam	9.41%	Bridgeport Area3	7.20%
Plymouth	12.66%	Hartland	11.57%	Sherman	10.61%	Thomaston	9.38%		
Lyme	12.65%	Mansfield	11.55%	Griswold	10.60%	Stonington	9.38%	Questions ?	Beth.Dugan@umb.edu
									https://healthyaingqdatareports.org