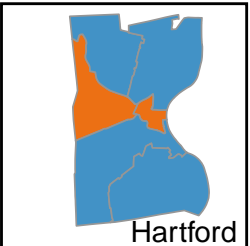
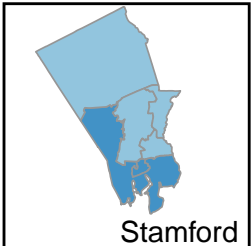
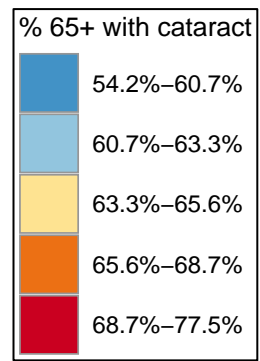
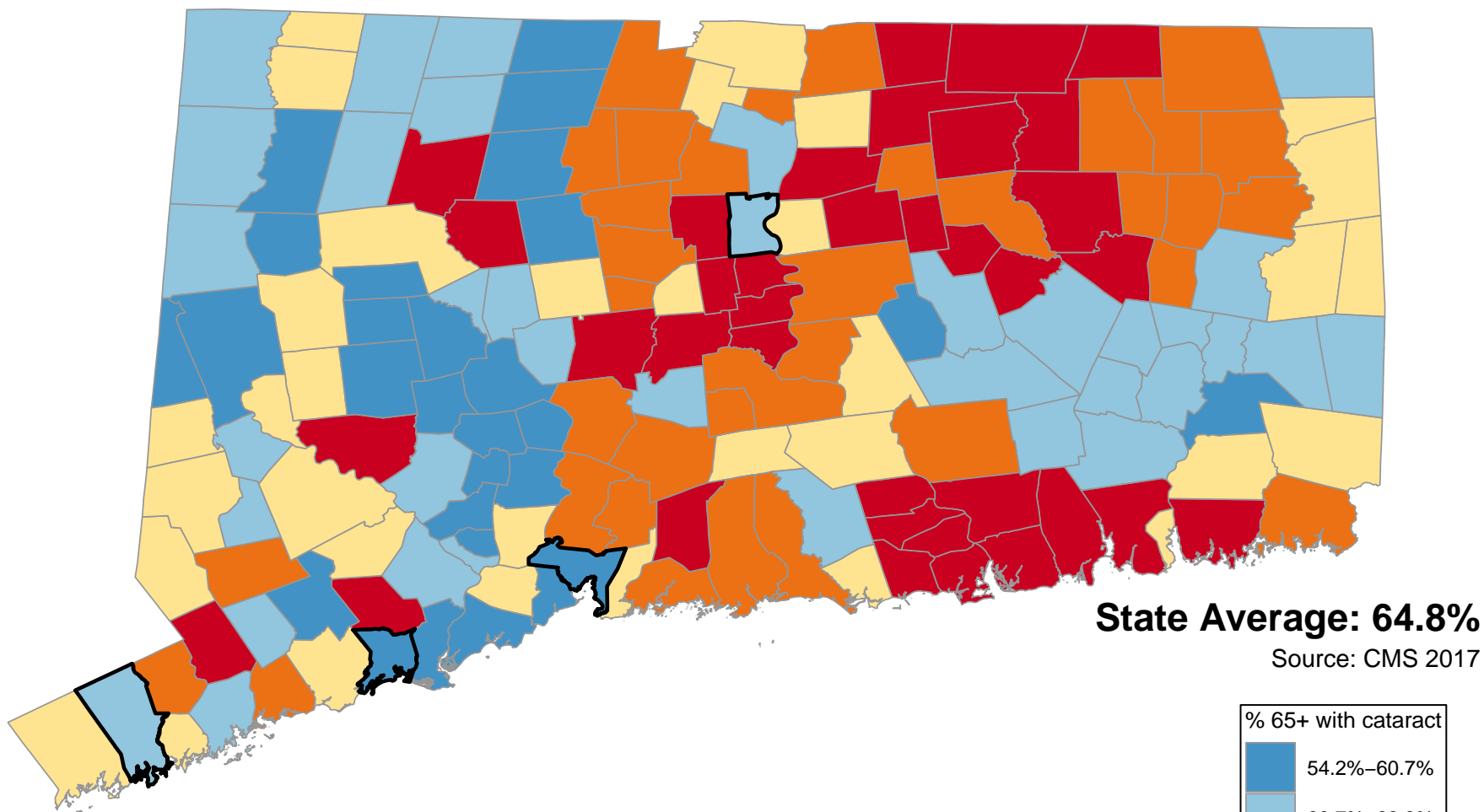


Percentage of Medicare Beneficiaries Age 65+ Years with Cataract



Questions or ideas?
Beth.Dugan@umb.edu
12/2020

% 65+ with Cataract

Andover	71.33%	Durham	65.61%	Lyme	71.28%	Pomfret	66.63%	Warren	56.19%
Ansonia	56.05%	East Granby	63.41%	Madison	67.02%	Portland	68.20%	Washington	65.09%
Ashford	67.40%	East Haddam	66.32%	Manchester	69.33%	Preston	58.88%	Waterbury	56.63%
Avon	68.19%	East Hampton	63.46%	Mansfield	77.38%	Prospect	59.25%	Waterford	70.24%
Barkhamsted	58.08%	East Hartford	63.90%	Marlborough	59.55%	Putnam	64.54%	Watertown	59.97%
Beacon Falls	58.52%	East Haven	65.62%	Meriden	63.16%	Redding	67.08%	West Hartford	71.18%
Berlin	69.94%	East Lyme	70.89%	Middlebury	60.19%	Ridgefield	65.52%	West Haven	55.55%
Bethany	60.69%	East Windsor	63.67%	Middlefield	65.88%	Rocky Hill	70.36%	Westbrook	71.80%
Bethel	62.70%	Eastford	67.40%	Middletown	68.66%	Roxbury	64.26%	Weston	61.41%
Bethlehem	56.21%	Easton	60.43%	Milford	56.96%	Salem	63.04%	Westport	66.75%
Bloomfield	68.22%	Ellington	70.59%	Monroe	65.16%	Salisbury	62.93%	Wethersfield	70.86%
Bolton	71.33%	Enfield	66.82%	Montville	63.35%	Scotland	67.44%	Willington	69.15%
Bozrah	63.35%	Essex	72.61%	Morris	56.21%	Seymour	58.53%	Wilton	68.74%
Branford	65.67%	Fairfield	65.31%	Naugatuck	56.58%	Sharon	63.17%	Winchester	62.42%
Bridgeport	56.46%	Farmington	68.64%	New Britain	64.36%	Shelton	63.04%	Windham	72.15%
Bridgewater	64.26%	Franklin	63.35%	New Canaan	67.05%	Sherman	56.18%	Windsor	62.70%
Bristol	64.96%	Glastonbury	68.31%	New Fairfield	64.01%	Simsbury	66.52%	Windsor Locks	65.93%
Brookfield	62.31%	Goshen	61.46%	New Hartford	60.23%	Somers	69.33%	Wolcott	60.70%
Brooklyn	67.83%	Granby	65.76%	New Haven	56.92%	South Windsor	69.53%	Woodbridge	64.73%
Burlington	60.26%	Greenwich	63.56%	New London	64.38%	Southbury	70.59%	Woodbury	58.21%
Canaan	63.41%	Griswold	62.21%	New Milford	58.15%	Southington	71.76%	Woodstock	66.63%
Canterbury	61.70%	Groton	69.70%	Newington	72.07%	Sprague	63.35%	Neighborhoods	
Canton	65.97%	Guilford	67.53%	Newtown	64.00%	Stafford	69.15%	Bridgeport Area1	54.49%
Chaplin	67.44%	Haddam	64.86%	Norfolk	61.46%	Stamford	61.38%	Bridgeport Area2	59.42%
Cheshire	66.85%	Hamden	66.33%	North Branford	70.63%	Sterling	65.23%	Bridgeport Area3	55.00%
Chester	72.25%	Hampton	67.44%	North Canaan	63.41%	Stonington	66.65%	Hartford Area1	59.29%
Clinton	65.12%	Hartford	61.30%	North Haven	66.56%	Stratford	59.70%	Hartford Area2	65.93%
Colchester	62.87%	Hartland	58.08%	North Stonington	64.91%	Suffield	63.85%	Hartford Area3	59.39%
Colebrook	62.42%	Harwinton	69.22%	Norwalk	63.25%	Thomaston	62.47%	New Haven Area1	61.26%
Columbia	70.68%	Hebron	61.55%	Norwich	62.19%	Thompson	62.44%	New Haven Area2	57.22%
Cornwall	56.19%	Kent	61.73%	Old Lyme	71.28%	Tolland	71.07%	New Haven Area3	54.16%
Coventry	67.87%	Killingly	65.23%	Old Saybrook	75.84%	Torrington	68.84%	Stamford Area1	62.66%
Cromwell	69.38%	Killingworth	62.84%	Orange	63.84%	Trumbull	69.96%	Stamford Area2	60.65%
Danbury	63.94%	Lebanon	62.11%	Oxford	62.61%	Union	69.15%	Stamford Area3	61.68%
Darien	63.92%	Ledyard	65.63%	Plainfield	65.23%	Vernon	68.19%		
Deep River	69.27%	Lisbon	62.21%	Plainville	67.73%	Voluntown	62.21%		
Derby	61.82%	Litchfield	65.29%	Plymouth	61.09%	Wallingford	66.94%		

% 65+ with Cataract (Ranked)

Mansfield	77.38%	Farmington	68.64%	Ridgefield	65.52%	Meriden	63.16%	Marlborough	59.55%
Old Saybrook	75.84%	Glastonbury	68.31%	Fairfield	65.31%	Salem	63.04%	Prospect	59.25%
Essex	72.61%	Bloomfield	68.22%	Litchfield	65.29%	Shelton	63.04%	Preston	58.88%
Chester	72.25%	Portland	68.20%	Killingly	65.23%	Salisbury	62.93%	Seymour	58.53%
Windham	72.15%	Vernon	68.19%	Plainfield	65.23%	Colchester	62.87%	Beacon Falls	58.52%
Newington	72.07%	Avon	68.19%	Sterling	65.23%	Killingworth	62.84%	Woodbury	58.21%
Westbrook	71.80%	Coventry	67.87%	Monroe	65.16%	Windsor	62.70%	New Milford	58.15%
Southington	71.76%	Brooklyn	67.83%	Clinton	65.12%	Bethel	62.70%	Barkhamsted	58.08%
Andover	71.33%	Plainville	67.73%	Washington	65.09%	Oxford	62.61%	Hartland	58.08%
Bolton	71.33%	Guilford	67.53%	Bristol	64.96%	Thomaston	62.47%	Milford	56.96%
Lyme	71.28%	Chaplin	67.44%	North Stonington	64.91%	Thompson	62.44%	New Haven	56.92%
Old Lyme	71.28%	Hampton	67.44%	Haddam	64.86%	Colebrook	62.42%	Waterbury	56.63%
West Hartford	71.18%	Scotland	67.44%	Woodbridge	64.73%	Winchester	62.42%	Naugatuck	56.58%
Tolland	71.07%	Ashford	67.40%	Putnam	64.54%	Brookfield	62.31%	Bridgeport	56.46%
East Lyme	70.89%	Eastford	67.40%	New London	64.38%	Griswold	62.21%	Bethlehem	56.21%
Wethersfield	70.86%	Redding	67.08%	New Britain	64.36%	Lisbon	62.21%	Morris	56.21%
Columbia	70.68%	New Canaan	67.05%	Bridgewater	64.26%	Voluntown	62.21%	Cornwall	56.19%
North Branford	70.63%	Madison	67.02%	Roxbury	64.26%	Norwich	62.19%	Warren	56.19%
Ellington	70.59%	Wallingford	66.94%	New Fairfield	64.01%	Lebanon	62.11%	Sherman	56.18%
Southbury	70.59%	Cheshire	66.85%	Newtown	64.00%	Derby	61.82%	Ansonia	56.05%
Rocky Hill	70.36%	Enfield	66.82%	Danbury	63.94%	Kent	61.73%	West Haven	55.55%
Waterford	70.24%	Westport	66.75%	Darien	63.92%	Canterbury	61.70%		
Trumbull	69.96%	Stonington	66.65%	East Hartford	63.90%	Hebron	61.55%	Neighborhoods	
Berlin	69.94%	Pomfret	66.63%	Suffield	63.85%	Goshen	61.46%	Hartford Area2	65.93%
Groton	69.70%	Woodstock	66.63%	Orange	63.84%	Norfolk	61.46%	Stamford Area1	62.66%
South Windsor	69.53%	North Haven	66.56%	East Windsor	63.67%	Weston	61.41%	Stamford Area3	61.68%
Cromwell	69.38%	Simsbury	66.52%	Greenwich	63.56%	Stamford	61.38%	New Haven Area1	61.26%
Manchester	69.33%	Hamden	66.33%	East Hampton	63.46%	Hartford	61.30%	Stamford Area2	60.65%
Somers	69.33%	East Haddam	66.32%	East Granby	63.41%	Plymouth	61.09%	Bridgeport Area2	59.42%
Deep River	69.27%	Canton	65.97%	Canaan	63.41%	Wolcott	60.70%	Hartford Area3	59.39%
Harwinton	69.22%	Windsor Locks	65.93%	North Canaan	63.41%	Bethany	60.69%	Hartford Area1	59.29%
Stafford	69.15%	Middlefield	65.88%	Bozrah	63.35%	Easton	60.69%	New Haven Area2	57.22%
Union	69.15%	Granby	65.76%	Franklin	63.35%	Burlington	60.43%	Bridgeport Area3	55.00%
Willington	69.15%	Branford	65.67%	Sprague	63.35%	New Hartford	60.26%	Bridgeport Area1	54.49%
Torrington	68.84%	Ledyard	65.63%	Montville	63.35%	Middlebury	60.23%	New Haven Area3	54.16%
Wilton	68.74%	East Haven	65.62%	Norwalk	63.25%	Watertown	59.97%		
Middletown	68.66%	Durham	65.61%	Sharon	63.17%	Stratford	59.70%		

Questions ? Beth.Dugan@umb.edu

<https://healthyaqingdatareports.org>