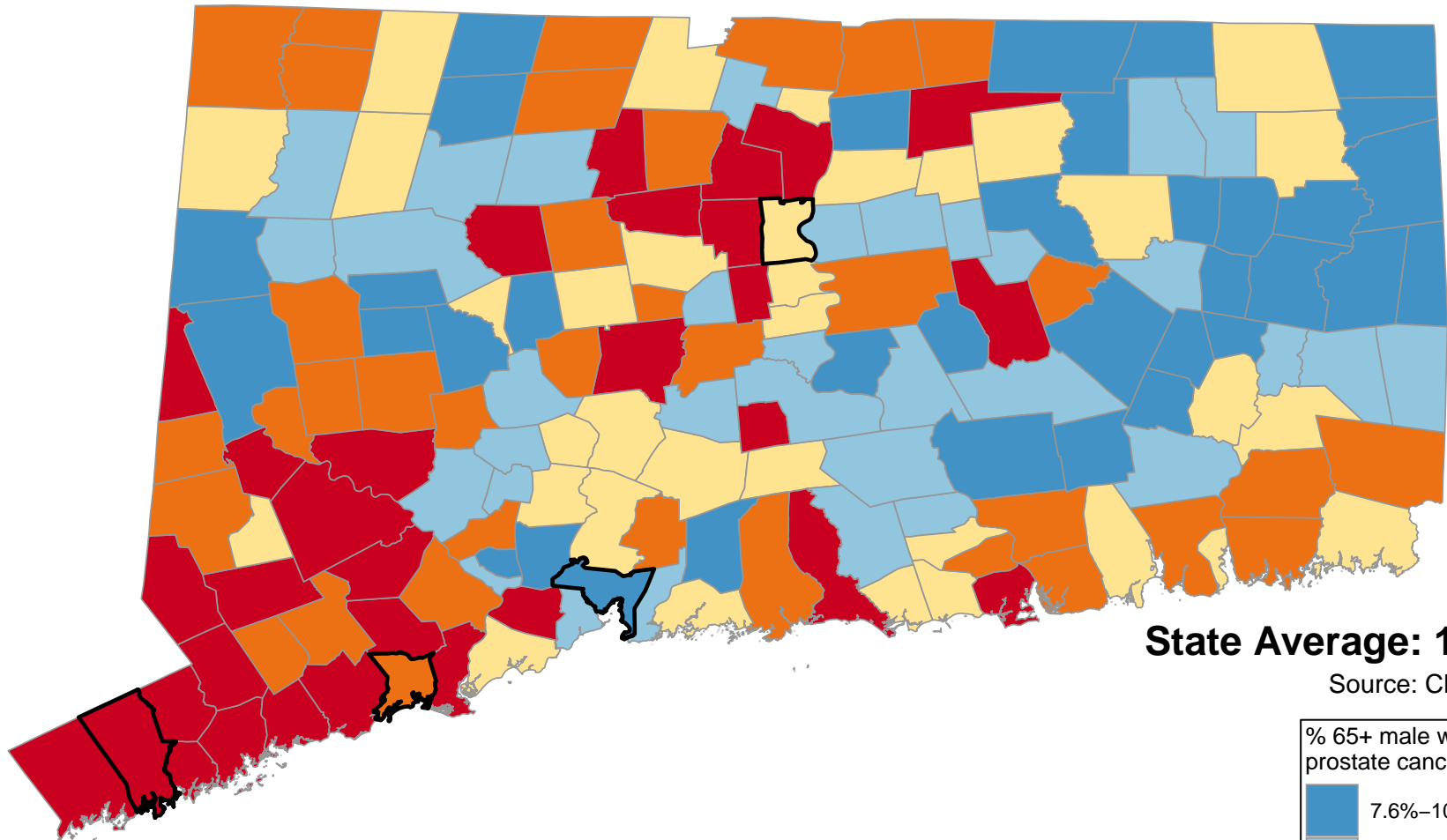
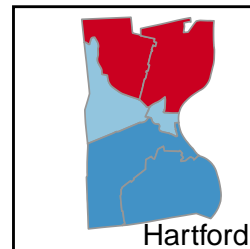
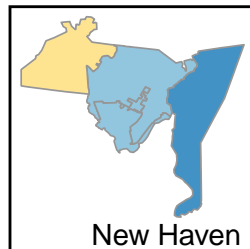
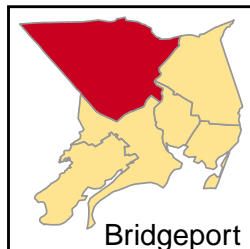
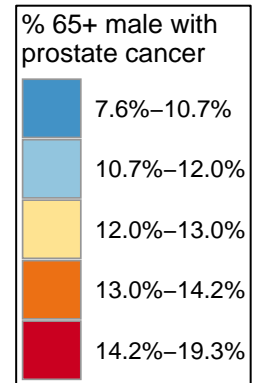


# Percentage of Male Medicare Beneficiaries Age 65+ Years with Prostate Cancer



**State Average: 13.1%**

Source: CMS 2017



Questions or ideas?  
Beth.Dugan@umb.edu  
12/2020

## % 65+ with Prostate Cancer (Men)

Andover	10.76%	Durham	12.38%	Lyme	13.27%	Pomfret	12.79%	Warren	10.92%
Ansonia	10.60%	East Granby	10.96%	Madison	14.22%	Portland	10.13%	Washington	13.71%
Ashford	11.55%	East Haddam	9.64%	Manchester	11.94%	Preston	12.71%	Waterbury	11.82%
Avon	15.76%	East Hampton	11.60%	Mansfield	12.87%	Prospect	12.92%	Waterford	13.27%
Barkhamsted	13.76%	East Hartford	10.82%	Marlborough	10.73%	Putnam	10.45%	Watertown	10.56%
Beacon Falls	11.90%	East Haven	11.40%	Meriden	11.40%	Redding	18.35%	West Hartford	14.71%
Berlin	13.39%	East Lyme	12.78%	Middlebury	14.14%	Ridgefield	16.61%	West Haven	11.65%
Bethany	12.15%	East Windsor	10.50%	Middlefield	15.53%	Rocky Hill	12.35%	Westbrook	12.47%
Bethel	12.49%	Eastford	11.55%	Middletown	11.67%	Roxbury	13.71%	Weston	14.21%
Bethlehem	8.89%	Easton	13.62%	Milford	12.46%	Salem	7.69%	Westport	16.80%
Bloomfield	16.83%	Ellington	14.38%	Monroe	16.05%	Salisbury	13.12%	Wethersfield	12.87%
Bolton	10.76%	Enfield	13.92%	Montville	11.55%	Scotland	9.46%	Willington	10.17%
Bozrah	9.81%	Essex	13.89%	Morris	8.89%	Seymour	13.18%	Wilton	16.67%
Branford	12.26%	Fairfield	15.95%	Naugatuck	10.83%	Sharon	12.99%	Winchester	9.82%
Bridgeport	13.61%	Farmington	12.89%	New Britain	10.85%	Shelton	13.10%	Windham	11.40%
Bridgewater	13.71%	Franklin	9.81%	New Canaan	18.40%	Sherman	17.43%	Windsor	15.51%
Bristol	12.17%	Glastonbury	13.97%	New Fairfield	14.12%	Simsbury	13.46%	Windsor Locks	12.58%
Brookfield	15.36%	Goshen	12.38%	New Hartford	11.83%	Somers	13.63%	Wolcott	13.09%
Brooklyn	9.24%	Granby	12.68%	New Haven	10.58%	South Windsor	12.29%	Woodbridge	10.34%
Burlington	13.93%	Greenwich	16.67%	New London	12.42%	Southbury	14.61%	Woodbury	13.28%
Canaan	13.15%	Griswold	11.74%	New Milford	10.59%	Southington	14.61%	Woodstock	12.79%
Canterbury	9.87%	Groton	13.92%	Newington	15.70%	Sprague	9.81%	<b>Neighborhoods</b>	
Canton	15.03%	Guilford	13.00%	Newtown	15.25%	Stafford	10.17%	Bridgeport Area1	15.94%
Chaplin	9.46%	Haddam	11.94%	Norfolk	12.38%	Stamford	14.58%	Bridgeport Area2	12.15%
Cheshire	12.33%	Hamden	12.64%	North Branford	10.63%	Sterling	9.24%	Bridgeport Area3	12.81%
Chester	11.58%	Hampton	9.46%	North Canaan	13.15%	Stonington	12.26%	Hartford Area1	19.26%
Clinton	12.99%	Hartford	12.56%	North Haven	13.53%	Stratford	14.23%	Hartford Area2	11.33%
Colchester	11.03%	Hartland	13.76%	North Stonington	13.44%	Suffield	13.80%	Hartford Area3	10.53%
Colebrook	9.82%	Harwinton	15.14%	Norwalk	15.10%	Thomaston	12.28%	New Haven Area1	12.04%
Columbia	13.93%	Hebron	14.48%	Norwich	12.13%	Thompson	10.46%	New Haven Area2	10.81%
Cornwall	10.92%	Kent	9.52%	Old Lyme	13.27%	Tolland	12.05%	New Haven Area3	9.50%
Coventry	9.27%	Killingly	9.24%	Old Saybrook	14.32%	Torrington	11.80%	Stamford Area1	15.20%
Cromwell	11.35%	Killingworth	11.62%	Orange	15.06%	Trumbull	16.21%	Stamford Area2	14.45%
Danbury	13.49%	Lebanon	9.80%	Oxford	11.23%	Union	10.17%	Stamford Area3	14.39%
Darien	14.78%	Ledyard	13.58%	Plainfield	9.24%	Vernon	12.77%		
Deep River	12.13%	Lisbon	11.74%	Plainville	13.25%	Voluntown	11.74%		
Derby	11.36%	Litchfield	11.88%	Plymouth	8.65%	Wallingford	12.34%		

## % 65+ with Prostate Cancer (Men) (Ranked)

New Canaan	18.40%	Groton	13.92%	Woodstock	12.79%	Middletown	11.67%	Canterbury	9.87%
Redding	18.35%	Enfield	13.92%	East Lyme	12.78%	West Haven	11.65%	Colebrook	9.82%
Sherman	17.43%	Essex	13.89%	Vernon	12.77%	Killingworth	11.62%	Winchester	9.82%
Bloomfield	16.83%	Suffield	13.80%	Preston	12.71%	East Hampton	11.60%	Bozrah	9.81%
Westport	16.80%	Barkhamsted	13.76%	Granby	12.68%	Chester	11.58%	Franklin	9.81%
Greenwich	16.67%	Hartland	13.76%	Hamden	12.64%	Ashford	11.55%	Sprague	9.81%
Wilton	16.67%	Bridgewater	13.71%	Windsor Locks	12.58%	Eastford	11.55%	Lebanon	9.80%
Ridgefield	16.61%	Roxbury	13.71%	Hartford	12.56%	Montville	11.55%	East Haddam	9.64%
Trumbull	16.21%	Washington	13.71%	Bethel	12.49%	Meriden	11.40%	Kent	9.52%
Monroe	16.05%	Somers	13.63%	Westbrook	12.47%	East Haven	11.40%	Chaplin	9.46%
Fairfield	15.95%	Easton	13.62%	Milford	12.46%	Windham	11.40%	Hampton	9.46%
Avon	15.76%	Bridgeport	13.61%	New London	12.42%	Derby	11.36%	Scotland	9.46%
Newington	15.70%	Ledyard	13.58%	Durham	12.38%	Cromwell	11.35%	Coventry	9.27%
Middlefield	15.53%	North Haven	13.53%	Goshen	12.38%	Oxford	11.23%	Killingly	9.24%
Windsor	15.51%	Danbury	13.49%	Norfolk	12.38%	Colchester	11.03%	Plainfield	9.24%
Brookfield	15.36%	Simsbury	13.46%	Rocky Hill	12.35%	East Granby	10.96%	Sterling	9.24%
Newtown	15.25%	North Stonington	13.44%	Wallingford	12.34%	Cornwall	10.92%	Brooklyn	9.24%
Harwinton	15.14%	Berlin	13.39%	Cheshire	12.33%	Warren	10.92%	Bethlehem	8.89%
Norwalk	15.10%	Woodbury	13.28%	South Windsor	12.29%	New Britain	10.85%	Morris	8.89%
Orange	15.06%	Waterford	13.27%	Thomaston	12.28%	Naugatuck	10.83%	Plymouth	8.65%
Canton	15.03%	Lyme	13.27%	Stonington	12.26%	East Hartford	10.82%	Salem	7.69%
Darien	14.78%	Old Lyme	13.27%	Branford	12.26%	Andover	10.76%	<b>Neighborhoods</b>	
West Hartford	14.71%	Plainville	13.25%	Bristol	12.17%	Bolton	10.76%	Hartford Area1	19.26%
Southington	14.61%	Seymour	13.18%	Bethany	12.15%	Marlborough	10.73%	Bridgeport Area1	15.94%
Southbury	14.61%	Canaan	13.15%	Norwich	12.13%	North Branford	10.63%	Stamford Area1	15.20%
Stamford	14.58%	North Canaan	13.15%	Deep River	12.13%	Ansonia	10.60%	Stamford Area2	14.45%
Hebron	14.48%	Salisbury	13.12%	Tolland	12.05%	New Milford	10.59%	Stamford Area3	14.39%
Ellington	14.38%	Shelton	13.10%	Haddam	11.94%	New Haven	10.58%	Bridgeport Area3	12.81%
Old Saybrook	14.32%	Wolcott	13.09%	Manchester	11.94%	Watertown	10.56%	Bridgeport Area2	12.15%
Stratford	14.23%	Guilford	13.00%	Beacon Falls	11.90%	East Windsor	10.50%	New Haven Area1	12.04%
Madison	14.22%	Clinton	12.99%	Litchfield	11.88%	Thompson	10.46%	Hartford Area2	11.33%
Weston	14.21%	Sharon	12.99%	New Hartford	11.83%	Putnam	10.45%	New Haven Area2	10.81%
Middlebury	14.14%	Prospect	12.92%	Waterbury	11.82%	Woodbridge	10.34%	Hartford Area3	10.53%
New Fairfield	14.12%	Farmington	12.89%	Torrington	11.80%	Stafford	10.17%	New Haven Area3	9.50%
Glastonbury	13.97%	Wethersfield	12.87%	Griswold	11.74%	Union	10.17%		
Columbia	13.93%	Mansfield	12.87%	Lisbon	11.74%	Willington	10.17%		
Burlington	13.93%	Pomfret	12.79%	Voluntown	11.74%	Portland	10.13%		

Questions ? Beth.Dugan@umb.edu

<https://healthvagingdatareports.org>