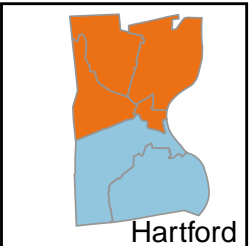
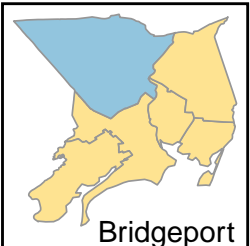
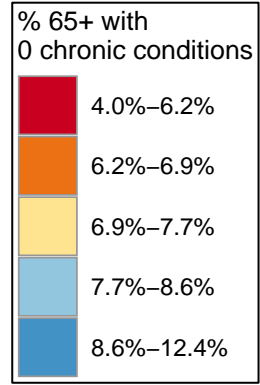
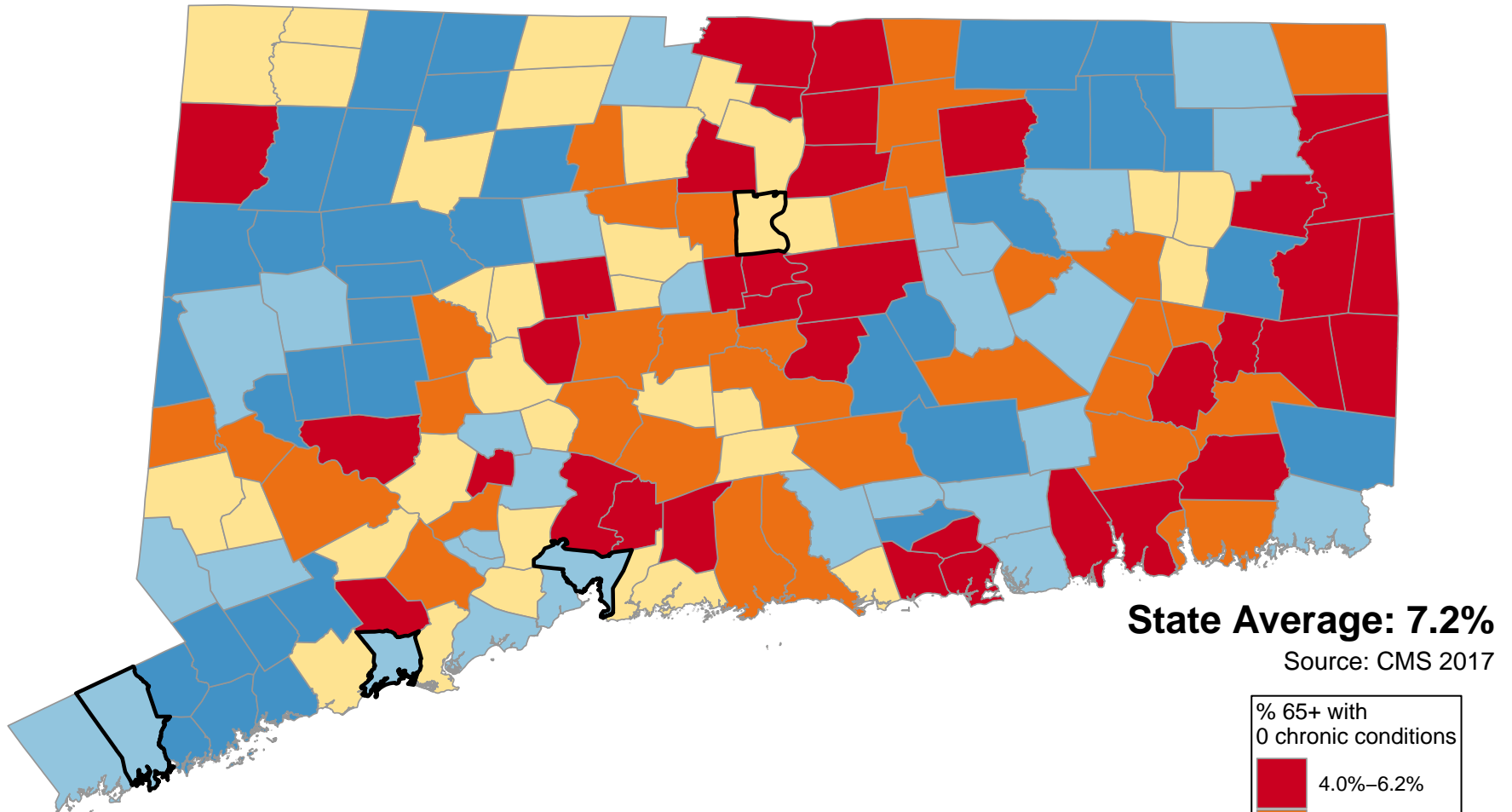


# Percentage of Medicare Beneficiaries Age 65+ Years with Zero Chronic Conditions



Questions or ideas?  
Beth.Dugan@umb.edu  
12/2020

## % 65+ with 0 Chronic Conditions

|              |        |               |        |                  |        |               |        |                      |        |
|--------------|--------|---------------|--------|------------------|--------|---------------|--------|----------------------|--------|
| Andover      | 8.41%  | Durham        | 7.12%  | Lyme             | 7.81%  | Pomfret       | 8.15%  | Warren               | 9.25%  |
| Ansonia      | 8.47%  | East Granby   | 7.30%  | Madison          | 6.47%  | Portland      | 5.63%  | Washington           | 8.57%  |
| Ashford      | 10.15% | East Haddam   | 8.94%  | Manchester       | 6.31%  | Preston       | 6.38%  | Waterbury            | 7.44%  |
| Avon         | 6.80%  | East Hampton  | 8.99%  | Mansfield        | 8.30%  | Prospect      | 7.55%  | Waterford            | 4.80%  |
| Barkhamsted  | 7.47%  | East Hartford | 7.26%  | Marlborough      | 9.18%  | Putnam        | 5.11%  | Watertown            | 6.84%  |
| Beacon Falls | 6.03%  | East Haven    | 7.03%  | Meriden          | 7.14%  | Redding       | 7.76%  | West Hartford        | 6.19%  |
| Berlin       | 6.30%  | East Lyme     | 6.00%  | Middlebury       | 6.29%  | Ridgefield    | 8.11%  | West Haven           | 8.40%  |
| Bethany      | 7.73%  | East Windsor  | 6.01%  | Middlefield      | 7.66%  | Rocky Hill    | 5.98%  | Westbrook            | 5.12%  |
| Bethel       | 7.28%  | Eastford      | 10.15% | Middletown       | 6.89%  | Roxbury       | 9.49%  | Weston               | 12.26% |
| Bethlehem    | 9.57%  | Easton        | 9.90%  | Milford          | 8.09%  | Salem         | 8.10%  | Westport             | 9.41%  |
| Bloomfield   | 4.11%  | Ellington     | 6.93%  | Monroe           | 7.06%  | Salisbury     | 7.27%  | Wethersfield         | 5.97%  |
| Bolton       | 8.41%  | Enfield       | 5.05%  | Montville        | 6.70%  | Scotland      | 7.43%  | Willington           | 8.87%  |
| Bozrah       | 6.29%  | Essex         | 6.14%  | Morris           | 9.57%  | Seymour       | 6.90%  | Wilton               | 9.92%  |
| Branford     | 7.24%  | Fairfield     | 7.33%  | Naugatuck        | 7.78%  | Sharon        | 6.00%  | Winchester           | 8.97%  |
| Bridgeport   | 7.83%  | Farmington    | 7.12%  | New Britain      | 7.95%  | Shelton       | 6.65%  | Windham              | 6.60%  |
| Bridgewater  | 9.49%  | Franklin      | 6.29%  | New Canaan       | 9.26%  | Sherman       | 10.79% | Windsor              | 6.94%  |
| Bristol      | 6.00%  | Glastonbury   | 5.87%  | New Fairfield    | 6.91%  | Simsbury      | 7.55%  | Windsor Locks        | 5.99%  |
| Brookfield   | 6.91%  | Goshen        | 12.07% | New Hartford     | 8.82%  | Somers        | 6.72%  | Wolcott              | 5.82%  |
| Brooklyn     | 5.39%  | Granby        | 8.52%  | New Haven        | 8.48%  | South Windsor | 5.75%  | Woodbridge           | 7.67%  |
| Burlington   | 8.46%  | Greenwich     | 8.08%  | New London       | 6.49%  | Southbury     | 6.05%  | Woodbury             | 9.11%  |
| Canaan       | 7.31%  | Griswold      | 5.63%  | New Milford      | 8.31%  | Southington   | 6.25%  | Woodstock            | 8.15%  |
| Canterbury   | 10.37% | Groton        | 6.82%  | Newington        | 5.28%  | Sprague       | 6.29%  | <b>Neighborhoods</b> |        |
| Canton       | 6.19%  | Guilford      | 6.88%  | Newtown          | 6.85%  | Stafford      | 8.87%  | Bridgeport Area1     | 8.17%  |
| Chaplin      | 7.43%  | Haddam        | 6.92%  | Norfolk          | 12.07% | Stamford      | 8.43%  | Bridgeport Area2     | 7.65%  |
| Cheshire     | 6.84%  | Hamden        | 5.97%  | North Branford   | 5.58%  | Sterling      | 6.11%  | Bridgeport Area3     | 7.62%  |
| Chester      | 8.39%  | Hampton       | 7.43%  | North Canaan     | 7.31%  | Stonington    | 7.68%  | Hartford Area1       | 6.87%  |
| Clinton      | 7.47%  | Hartford      | 7.28%  | North Haven      | 5.52%  | Stratford     | 7.56%  | Hartford Area2       | 6.54%  |
| Colchester   | 6.86%  | Hartland      | 7.47%  | North Stonington | 9.95%  | Suffield      | 5.36%  | Hartford Area3       | 7.99%  |
| Colebrook    | 8.97%  | Harwinton     | 9.94%  | Norwalk          | 9.02%  | Thomaston     | 7.05%  | New Haven Area1      | 8.44%  |
| Columbia     | 6.81%  | Hebron        | 7.94%  | Norwich          | 5.83%  | Thompson      | 6.45%  | New Haven Area2      | 8.59%  |
| Cornwall     | 9.25%  | Kent          | 10.67% | Old Lyme         | 7.81%  | Tolland       | 5.85%  | New Haven Area3      | 8.26%  |
| Coventry     | 9.04%  | Killingly     | 6.11%  | Old Saybrook     | 4.83%  | Torrington    | 7.52%  | Stamford Area1       | 9.14%  |
| Cromwell     | 6.18%  | Killingworth  | 7.80%  | Orange           | 7.17%  | Trumbull      | 6.11%  | Stamford Area2       | 8.17%  |
| Danbury      | 7.00%  | Lebanon       | 8.09%  | Oxford           | 7.16%  | Union         | 8.87%  | Stamford Area3       | 8.39%  |
| Darien       | 9.68%  | Ledyard       | 5.81%  | Plainfield       | 6.11%  | Vernon        | 6.18%  |                      |        |
| Deep River   | 10.03% | Lisbon        | 5.63%  | Plainville       | 6.96%  | Voluntown     | 5.63%  |                      |        |
| Derby        | 7.85%  | Litchfield    | 9.76%  | Plymouth         | 7.57%  | Wallingford   | 6.77%  |                      |        |

## % 65+ with 0 Chronic Conditions (Ranked)

|                  |        |              |       |               |       |               |       |                      |       |
|------------------|--------|--------------|-------|---------------|-------|---------------|-------|----------------------|-------|
| Weston           | 12.26% | New Haven    | 8.48% | Clinton       | 7.47% | Columbia      | 6.81% | Glastonbury          | 5.87% |
| Goshen           | 12.07% | Ansonia      | 8.47% | Waterbury     | 7.44% | Avon          | 6.80% | Tolland              | 5.85% |
| Norfolk          | 12.07% | Burlington   | 8.46% | Chaplin       | 7.43% | Wallingford   | 6.77% | Norwich              | 5.83% |
| Sherman          | 10.79% | Stamford     | 8.43% | Hampton       | 7.43% | Somers        | 6.72% | Wolcott              | 5.82% |
| Kent             | 10.67% | Andover      | 8.41% | Scotland      | 7.43% | Montville     | 6.70% | Ledyard              | 5.81% |
| Canterbury       | 10.37% | Bolton       | 8.41% | Fairfield     | 7.33% | Shelton       | 6.65% | South Windsor        | 5.75% |
| Ashford          | 10.15% | West Haven   | 8.40% | Canaan        | 7.31% | Windham       | 6.60% | Portland             | 5.63% |
| Eastford         | 10.15% | Chester      | 8.39% | North Canaan  | 7.31% | New London    | 6.49% | Griswold             | 5.63% |
| Deep River       | 10.03% | New Milford  | 8.31% | East Granby   | 7.30% | Madison       | 6.47% | Lisbon               | 5.63% |
| North Stonington | 9.95%  | Mansfield    | 8.30% | Hartford      | 7.28% | Thompson      | 6.45% | Voluntown            | 5.63% |
| Harwinton        | 9.94%  | Pomfret      | 8.15% | Bethel        | 7.28% | Preston       | 6.38% | North Branford       | 5.58% |
| Wilton           | 9.92%  | Woodstock    | 8.15% | Salisbury     | 7.27% | Manchester    | 6.31% | North Haven          | 5.52% |
| Easton           | 9.90%  | Ridgefield   | 8.11% | East Hartford | 7.26% | Berlin        | 6.30% | Brooklyn             | 5.39% |
| Litchfield       | 9.76%  | Salem        | 8.10% | Branford      | 7.24% | Middlebury    | 6.29% | Suffield             | 5.36% |
| Darien           | 9.68%  | Milford      | 8.09% | Orange        | 7.17% | Bozrah        | 6.29% | Newington            | 5.28% |
| Bethlehem        | 9.57%  | Lebanon      | 8.09% | Oxford        | 7.16% | Franklin      | 6.29% | Westbrook            | 5.12% |
| Morris           | 9.57%  | Greenwich    | 8.08% | Meriden       | 7.14% | Sprague       | 6.29% | Putnam               | 5.11% |
| Bridgewater      | 9.49%  | New Britain  | 7.95% | Farmington    | 7.12% | Southington   | 6.25% | Enfield              | 5.05% |
| Roxbury          | 9.49%  | Hebron       | 7.94% | Durham        | 7.12% | West Hartford | 6.19% | Old Saybrook         | 4.83% |
| Westport         | 9.41%  | Derby        | 7.85% | Monroe        | 7.06% | Canton        | 6.19% | Waterford            | 4.80% |
| New Canaan       | 9.26%  | Bridgeport   | 7.83% | Thomaston     | 7.05% | Cromwell      | 6.18% | Bloomfield           | 4.11% |
| Cornwall         | 9.25%  | Lyme         | 7.81% | East Haven    | 7.03% | Vernon        | 6.18% | <b>Neighborhoods</b> |       |
| Warren           | 9.25%  | Old Lyme     | 7.81% | Danbury       | 7.00% | Essex         | 6.14% | Stamford Area1       | 9.14% |
| Marlborough      | 9.18%  | Killingworth | 7.80% | Plainville    | 6.96% | Trumbull      | 6.11% | New Haven Area2      | 8.59% |
| Woodbury         | 9.11%  | Naugatuck    | 7.78% | Windsor       | 6.94% | Killingly     | 6.11% | New Haven Area1      | 8.44% |
| Coventry         | 9.04%  | Redding      | 7.76% | Ellington     | 6.93% | Plainfield    | 6.11% | Stamford Area3       | 8.39% |
| Norwalk          | 9.02%  | Bethany      | 7.73% | Haddam        | 6.92% | Sterling      | 6.11% | New Haven Area3      | 8.26% |
| East Hampton     | 8.99%  | Stonington   | 7.68% | New Fairfield | 6.91% | Southbury     | 6.05% | Bridgeport Area1     | 8.17% |
| Colebrook        | 8.97%  | Woodbridge   | 7.67% | Brookfield    | 6.91% | Beacon Falls  | 6.03% | Stamford Area2       | 8.17% |
| Winchester       | 8.97%  | Middlefield  | 7.66% | Seymour       | 6.90% | East Windsor  | 6.01% | Hartford Area3       | 7.99% |
| East Haddam      | 8.94%  | Plymouth     | 7.57% | Middletown    | 6.89% | East Lyme     | 6.00% | Bridgeport Area2     | 7.65% |
| Stafford         | 8.87%  | Stratford    | 7.56% | Guilford      | 6.88% | Sharon        | 6.00% | Bridgeport Area3     | 7.62% |
| Union            | 8.87%  | Simsbury     | 7.55% | Colchester    | 6.86% | Bristol       | 6.00% | Hartford Area1       | 6.87% |
| Willington       | 8.87%  | Prospect     | 7.55% | Newtown       | 6.85% | Windsor Locks | 5.99% | Hartford Area2       | 6.54% |
| New Hartford     | 8.82%  | Torrington   | 7.52% | Watertown     | 6.84% | Rocky Hill    | 5.98% |                      |       |
| Washington       | 8.57%  | Barkhamsted  | 7.47% | Cheshire      | 6.84% | Wethersfield  | 5.97% |                      |       |
| Granby           | 8.52%  | Hartland     | 7.47% | Groton        | 6.82% | Hamden        | 5.97% |                      |       |

Questions ? Beth.Dugan@umb.edu

<https://healthyaqingdatareports.org>