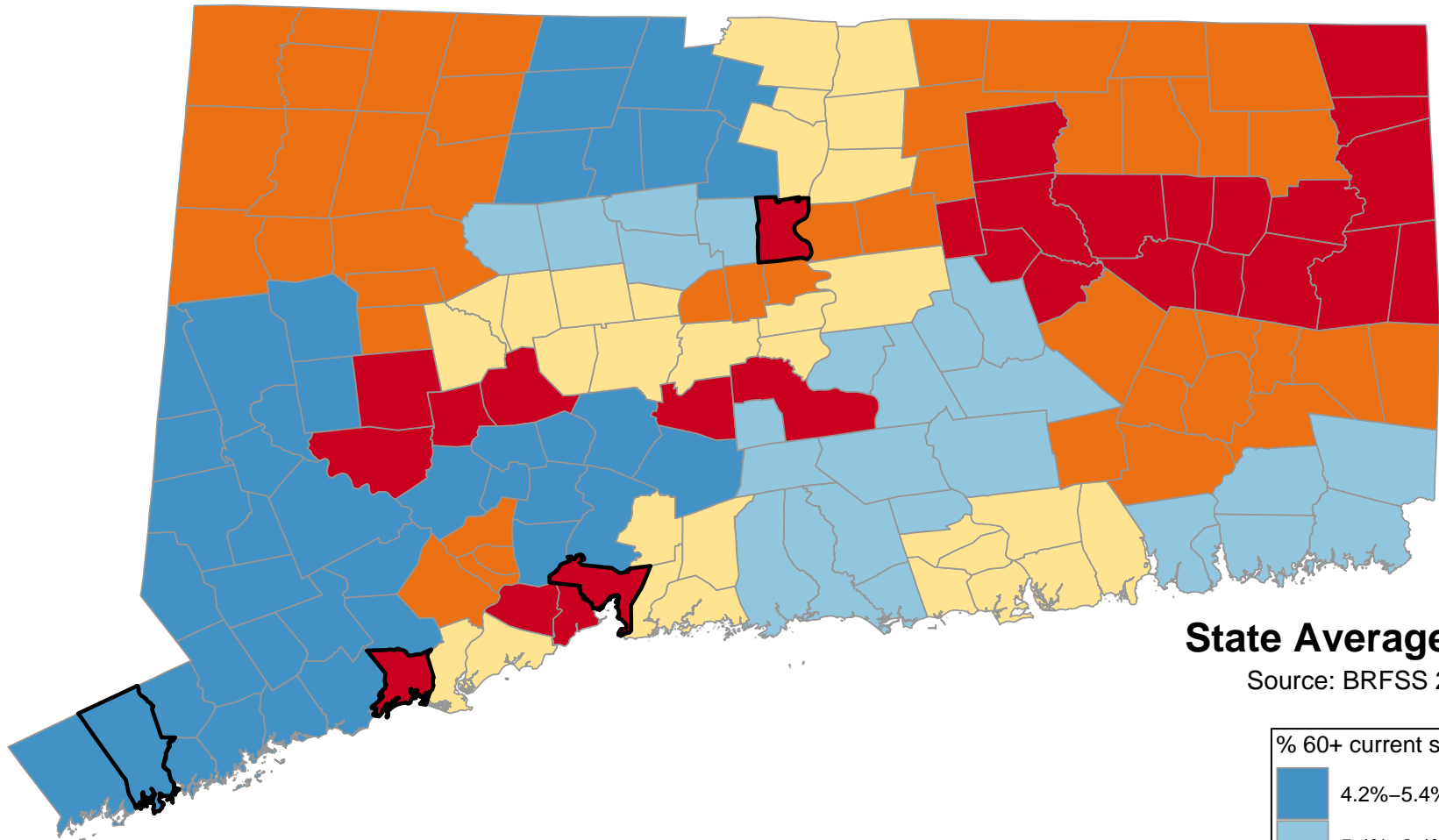
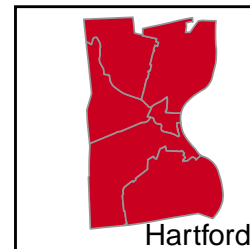
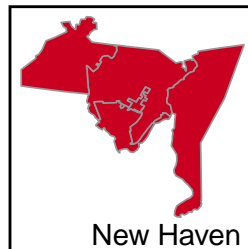
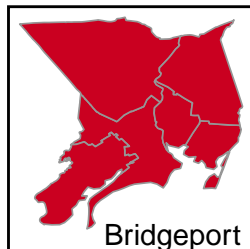
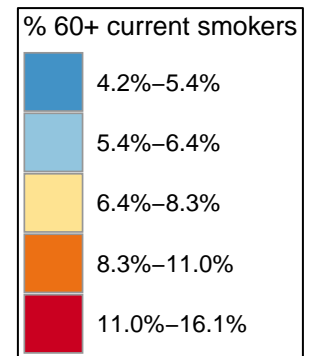


Percentage of Persons Age 60+ who Are Current Smokers



State Average: 7.7%

Source: BRFSS 2016–2018



Questions or ideas?
Beth.Dugan@umb.edu
12/2020

% 60+ Current Smokers

Andover	11.92%	Durham	6.05%	Lyme	6.47%	Pomfret	8.50%	Warren	8.62%
Ansonia	8.52%	East Granby	5.37%	Madison	5.67%	Portland	6.05%	Washington	4.32%
Ashford	8.50%	East Haddam	6.05%	Manchester	10.14%	Preston	8.31%	Waterbury	11.00%
Avon	5.89%	East Hampton	6.05%	Mansfield	11.92%	Prospect	4.94%	Waterford	6.33%
Barkhamsted	5.37%	East Hartford	10.14%	Marlborough	6.05%	Putnam	13.06%	Watertown	7.72%
Beacon Falls	5.18%	East Haven	6.38%	Meriden	11.71%	Redding	4.57%	West Hartford	5.89%
Berlin	6.79%	East Lyme	6.47%	Middlebury	11.00%	Ridgefield	4.74%	West Haven	15.97%
Bethany	5.18%	East Windsor	7.16%	Middlefield	6.05%	Rocky Hill	6.79%	Westbrook	6.47%
Bethel	4.74%	Eastford	8.50%	Middletown	11.71%	Roxbury	4.32%	Weston	4.41%
Bethlehem	8.62%	Easton	4.57%	Milford	8.24%	Salem	8.31%	Westport	4.41%
Bloomfield	5.37%	Ellington	8.50%	Monroe	4.57%	Salisbury	8.62%	Wethersfield	9.27%
Bolton	11.92%	Enfield	7.16%	Montville	8.31%	Scotland	11.92%	Willington	8.50%
Bozrah	8.31%	Essex	6.47%	Morris	8.62%	Seymour	8.52%	Wilton	4.41%
Branford	6.38%	Fairfield	4.57%	Naugatuck	4.94%	Sharon	8.62%	Winchester	8.62%
Bridgeport	11.49%	Farmington	5.89%	New Britain	9.27%	Shelton	8.52%	Windham	11.92%
Bridgewater	4.32%	Franklin	8.31%	New Canaan	4.41%	Sherman	4.32%	Windsor	7.16%
Bristol	7.72%	Glastonbury	6.79%	New Fairfield	4.32%	Simsbury	5.37%	Windsor Locks	7.16%
Brookfield	4.32%	Goshen	8.62%	New Hartford	5.37%	Somers	8.50%	Wolcott	7.32%
Brooklyn	11.92%	Granby	5.37%	New Haven	10.98%	South Windsor	7.16%	Woodbridge	5.18%
Burlington	5.89%	Greenwich	5.03%	New London	6.33%	Southbury	11.00%	Woodbury	11.00%
Canaan	8.62%	Griswold	8.31%	New Milford	4.32%	Southington	7.32%	Woodstock	8.50%
Canterbury	11.92%	Groton	6.33%	Newington	9.27%	Sprague	8.31%	Neighborhoods	
Canton	5.37%	Guilford	5.67%	Newtown	4.32%	Stafford	8.50%	Bridgeport Area1	11.49%
Chaplin	11.92%	Haddam	6.05%	Norfolk	8.62%	Stamford	5.03%	Bridgeport Area2	11.49%
Cheshire	4.94%	Hamden	5.18%	North Branford	6.38%	Sterling	13.06%	Bridgeport Area3	11.49%
Chester	6.05%	Hampton	11.92%	North Canaan	8.62%	Stonington	6.33%	Hartford Area1	15.75%
Clinton	5.67%	Hartford	15.75%	North Haven	6.38%	Stratford	8.24%	Hartford Area2	15.75%
Colchester	6.05%	Hartland	5.37%	North Stonington	6.33%	Suffield	7.16%	Hartford Area3	15.75%
Colebrook	8.62%	Harwinton	5.89%	Norwalk	4.41%	Thomaston	7.72%	New Haven Area1	10.98%
Columbia	11.92%	Hebron	6.05%	Norwich	8.31%	Thompson	13.06%	New Haven Area2	10.98%
Cornwall	8.62%	Kent	8.62%	Old Lyme	6.47%	Tolland	11.92%	New Haven Area3	10.98%
Coventry	11.92%	Killingly	13.06%	Old Saybrook	6.47%	Torrington	8.62%	Stamford Area1	6.29%
Cromwell	6.79%	Killingworth	5.67%	Orange	15.97%	Trumbull	4.57%	Stamford Area2	6.29%
Danbury	4.74%	Lebanon	8.31%	Oxford	5.18%	Union	8.50%	Stamford Area3	6.29%
Darien	4.41%	Ledyard	6.33%	Plainfield	13.06%	Vernon	10.14%		
Deep River	6.47%	Lisbon	8.31%	Plainville	7.32%	Voluntown	8.31%		
Derby	8.52%	Litchfield	8.62%	Plymouth	7.72%	Wallingford	4.94%		

% 60+ Current Smokers (Ranked)

Orange	15.97%	Cornwall	8.62%	Stratford	8.24%	Durham	6.05%	Danbury	4.74%
West Haven	15.97%	Goshen	8.62%	Bristol	7.72%	East Haddam	6.05%	Ridgefield	4.74%
Hartford	15.75%	Kent	8.62%	Plymouth	7.72%	East Hampton	6.05%	Easton	4.57%
Killingly	13.06%	Litchfield	8.62%	Thomaston	7.72%	Haddam	6.05%	Fairfield	4.57%
Plainfield	13.06%	Morris	8.62%	Watertown	7.72%	Hebron	6.05%	Monroe	4.57%
Putnam	13.06%	Norfolk	8.62%	Plainville	7.32%	Marlborough	6.05%	Redding	4.57%
Sterling	13.06%	North Canaan	8.62%	Southington	7.32%	Middlefield	6.05%	Trumbull	4.57%
Thompson	13.06%	Salisbury	8.62%	Wolcott	7.32%	Portland	6.05%	Darien	4.41%
Andover	11.92%	Sharon	8.62%	East Windsor	7.16%	Avon	5.89%	New Canaan	4.41%
Bolton	11.92%	Torrington	8.62%	Enfield	7.16%	Burlington	5.89%	Norwalk	4.41%
Brooklyn	11.92%	Warren	8.62%	South Windsor	7.16%	Farmington	5.89%	Weston	4.41%
Canterbury	11.92%	Winchester	8.62%	Suffield	7.16%	Harwinton	5.89%	Westport	4.41%
Chaplin	11.92%	Ansonia	8.52%	Windsor	7.16%	West Hartford	5.89%	Wilton	4.41%
Columbia	11.92%	Derby	8.52%	Windsor Locks	7.16%	Clinton	5.67%	Bridgewater	4.32%
Coventry	11.92%	Seymour	8.52%	Berlin	6.79%	Guilford	5.67%	Brookfield	4.32%
Hampton	11.92%	Shelton	8.52%	Cromwell	6.79%	Killingworth	5.67%	New Fairfield	4.32%
Mansfield	11.92%	Ashford	8.50%	Glastonbury	6.79%	Madison	5.67%	New Milford	4.32%
Scotland	11.92%	Eastford	8.50%	Rocky Hill	6.79%	Barkhamsted	5.37%	Newtown	4.32%
Tolland	11.92%	Ellington	8.50%	Deep River	6.47%	Bloomfield	5.37%	Roxbury	4.32%
Windham	11.92%	Pomfret	8.50%	East Lyme	6.47%	Canton	5.37%	Sherman	4.32%
Meriden	11.71%	Somers	8.50%	Essex	6.47%	East Granby	5.37%	Washington	4.32%
Middletown	11.71%	Stafford	8.50%	Lyme	6.47%	Granby	5.37%	Neighborhoods	
Bridgeport	11.49%	Union	8.50%	Old Lyme	6.47%	Hartland	5.37%	Hartford Area1	15.75%
Middlebury	11.00%	Willington	8.50%	Old Saybrook	6.47%	New Hartford	5.37%	Hartford Area2	15.75%
Southbury	11.00%	Woodstock	8.50%	Westbrook	6.47%	Simsbury	5.37%	Hartford Area3	15.75%
Waterbury	11.00%	Bozrah	8.31%	Branford	6.38%	Beacon Falls	5.18%	Bridgeport Area1	11.49%
Woodbury	11.00%	Franklin	8.31%	East Haven	6.38%	Bethany	5.18%	Bridgeport Area2	11.49%
New Haven	10.98%	Griswold	8.31%	North Branford	6.38%	Hamden	5.18%	Bridgeport Area3	11.49%
East Hartford	10.14%	Lebanon	8.31%	North Haven	6.38%	Oxford	5.18%	New Haven Area1	10.98%
Manchester	10.14%	Lisbon	8.31%	Groton	6.33%	Woodbridge	5.18%	New Haven Area2	10.98%
Vernon	10.14%	Montville	8.31%	Ledyard	6.33%	Greenwich	5.03%	New Haven Area3	10.98%
New Britain	9.27%	Norwich	8.31%	New London	6.33%	Stamford	5.03%	Stamford Area1	6.29%
Newington	9.27%	Preston	8.31%	North Stonington	6.33%	Cheshire	4.94%	Stamford Area2	6.29%
Wethersfield	9.27%	Salem	8.31%	Stonington	6.33%	Naugatuck	4.94%	Stamford Area3	6.29%
Bethlehem	8.62%	Sprague	8.31%	Waterford	6.33%	Prospect	4.94%		
Canaan	8.62%	Voluntown	8.31%	Chester	6.05%	Wallingford	4.94%		
Colebrook	8.62%	Milford	8.24%	Colchester	6.05%	Bethel	4.74%		

Questions ? Beth.Dugan@umb.edu

<https://healthvagingdatareports.org>