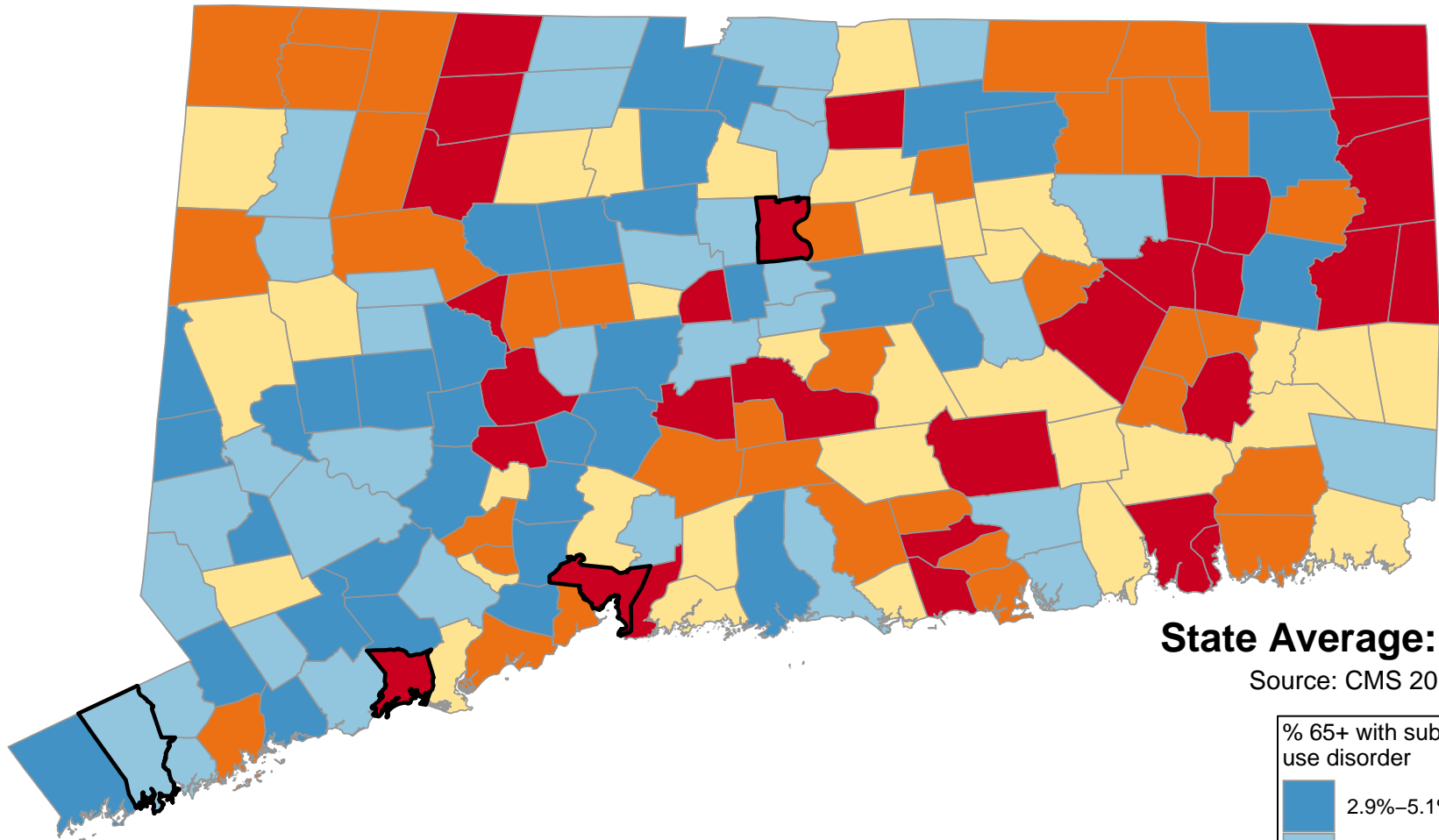
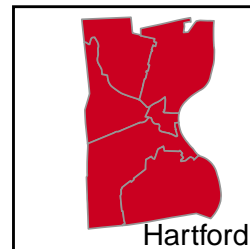
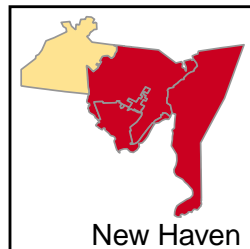
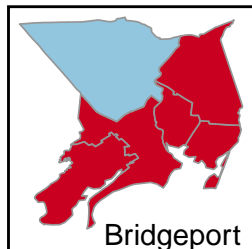
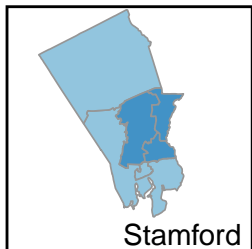
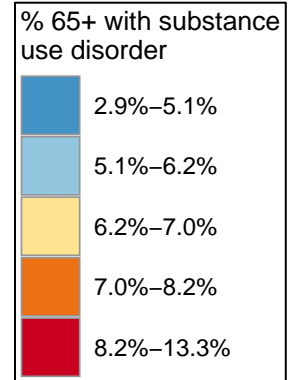


Percentage of Medicare Beneficiaries Age 65+ Years with Substance Use Disorder



State Average: 6.8%

Source: CMS 2016–2017



Questions or ideas?
Beth.Dugan@umb.edu
12/2020

% 65+ with Substance Use Disorder

Andover	6.42%	Durham	7.61%	Lyme	6.21%	Pomfret	4.87%	Warren	6.00%
Ansonia	7.72%	East Granby	4.84%	Madison	5.75%	Portland	7.80%	Washington	6.66%
Ashford	7.31%	East Haddam	8.93%	Manchester	6.49%	Preston	6.87%	Waterbury	9.06%
Avon	5.09%	East Hampton	6.77%	Mansfield	5.30%	Prospect	5.05%	Waterford	8.20%
Barkhamsted	5.64%	East Hartford	7.44%	Marlborough	5.10%	Putnam	8.44%	Watertown	4.76%
Beacon Falls	6.33%	East Haven	8.94%	Meriden	8.50%	Redding	6.39%	West Hartford	5.37%
Berlin	5.28%	East Lyme	6.50%	Middlebury	4.17%	Ridgefield	5.50%	West Haven	8.07%
Bethany	4.07%	East Windsor	8.71%	Middlefield	7.53%	Rocky Hill	6.07%	Westbrook	8.48%
Bethel	4.65%	Eastford	7.31%	Middletown	8.93%	Roxbury	4.16%	Weston	5.39%
Bethlehem	5.10%	Easton	4.47%	Milford	7.03%	Salem	6.48%	Westport	4.67%
Bloomfield	6.28%	Ellington	4.96%	Monroe	4.08%	Salisbury	7.93%	Wethersfield	5.56%
Bolton	6.42%	Enfield	6.45%	Montville	6.80%	Scotland	8.19%	Willington	7.38%
Bozrah	7.08%	Essex	7.50%	Morris	5.10%	Seymour	7.71%	Wilton	4.59%
Branford	6.39%	Fairfield	5.12%	Naugatuck	8.35%	Sharon	6.74%	Winchester	8.65%
Bridgeport	8.99%	Farmington	5.26%	New Britain	8.62%	Shelton	5.26%	Windham	10.60%
Bridgewater	4.16%	Franklin	7.08%	New Canaan	5.23%	Sherman	4.01%	Windsor	5.72%
Bristol	7.63%	Glastonbury	4.69%	New Fairfield	5.02%	Simsbury	4.93%	Windsor Locks	6.14%
Brookfield	5.93%	Goshen	7.48%	New Hartford	6.35%	Somers	5.93%	Wolcott	5.95%
Brooklyn	7.78%	Granby	4.70%	New Haven	11.34%	South Windsor	6.31%	Woodbridge	4.53%
Burlington	3.00%	Greenwich	4.87%	New London	13.00%	Southbury	5.23%	Woodbury	4.95%
Canaan	7.88%	Griswold	6.34%	New Milford	6.94%	Southington	4.81%	Woodstock	4.87%
Canterbury	4.79%	Groton	8.14%	Newington	5.08%	Sprague	7.08%	Neighborhoods	
Canton	6.31%	Guilford	5.06%	Newtown	5.58%	Stafford	7.38%	Bridgeport Area1	5.79%
Chaplin	8.19%	Haddam	6.88%	Norfolk	7.48%	Stamford	5.41%	Bridgeport Area2	10.21%
Cheshire	4.89%	Hamden	6.88%	North Branford	6.44%	Sterling	8.17%	Bridgeport Area3	11.21%
Chester	7.76%	Hampton	8.19%	North Canaan	7.88%	Stonington	6.73%	Hartford Area1	8.30%
Clinton	6.94%	Hartford	11.69%	North Haven	5.68%	Stratford	6.58%	Hartford Area2	12.20%
Colchester	6.24%	Hartland	5.64%	North Stonington	5.48%	Suffield	5.45%	Hartford Area3	13.15%
Colebrook	8.65%	Harwinton	3.85%	Norwalk	6.99%	Thomaston	9.37%	New Haven Area1	6.74%
Columbia	7.71%	Hebron	6.16%	Norwich	8.59%	Thompson	8.34%	New Haven Area2	13.28%
Cornwall	6.00%	Kent	7.36%	Old Lyme	6.21%	Tolland	4.88%	New Haven Area3	10.91%
Coventry	6.48%	Killingly	8.17%	Old Saybrook	7.80%	Torrington	8.97%	Stamford Area1	5.31%
Cromwell	6.64%	Killingworth	7.63%	Orange	5.10%	Trumbull	4.70%	Stamford Area2	6.14%
Danbury	5.89%	Lebanon	8.41%	Oxford	4.81%	Union	7.38%	Stamford Area3	4.45%
Darien	5.59%	Ledyard	7.49%	Plainfield	8.17%	Vernon	7.63%		
Deep River	9.55%	Lisbon	6.34%	Plainville	6.83%	Voluntown	6.34%		
Derby	6.96%	Litchfield	7.80%	Plymouth	7.92%	Wallingford	7.39%		

% 65+ with Substance Use Disorder (Ranked)

New London	13.00%	Litchfield	7.80%	East Hampton	6.77%	Windsor	5.72%	East Granby	4.84%
Hartford	11.69%	Portland	7.80%	Sharon	6.74%	North Haven	5.68%	Oxford	4.81%
New Haven	11.34%	Brooklyn	7.78%	Stonington	6.73%	Barkhamsted	5.64%	Southington	4.81%
Windham	10.60%	Chester	7.76%	Washington	6.66%	Hartland	5.64%	Canterbury	4.79%
Deep River	9.55%	Ansonia	7.72%	Cromwell	6.64%	Darien	5.59%	Watertown	4.76%
Thomaston	9.37%	Seymour	7.71%	Stratford	6.58%	Newtown	5.58%	Granby	4.70%
Waterbury	9.06%	Columbia	7.71%	East Lyme	6.50%	Wethersfield	5.56%	Trumbull	4.70%
Bridgeport	8.99%	Killingworth	7.63%	Manchester	6.49%	Ridgefield	5.50%	Glastonbury	4.69%
Torrington	8.97%	Vernon	7.63%	Coventry	6.48%	North Stonington	5.48%	Westport	4.67%
East Haven	8.94%	Bristol	7.63%	Salem	6.48%	Suffield	5.45%	Bethel	4.65%
Middletown	8.93%	Durham	7.61%	Enfield	6.45%	Stamford	5.41%	Wilton	4.59%
East Haddam	8.93%	Middlefield	7.53%	North Branford	6.44%	Weston	5.39%	Woodbridge	4.53%
East Windsor	8.71%	Essex	7.50%	Andover	6.42%	West Hartford	5.37%	Easton	4.47%
Colebrook	8.65%	Ledyard	7.49%	Bolton	6.42%	Mansfield	5.30%	Middlebury	4.17%
Winchester	8.65%	Goshen	7.48%	Redding	6.39%	Berlin	5.28%	Bridgewater	4.16%
New Britain	8.62%	Norfolk	7.48%	Branford	6.39%	Shelton	5.26%	Roxbury	4.16%
Norwich	8.59%	East Hartford	7.44%	New Hartford	6.35%	Farmington	5.26%	Monroe	4.08%
Meriden	8.50%	Wallingford	7.39%	Griswold	6.34%	New Canaan	5.23%	Bethany	4.07%
Westbrook	8.48%	Stafford	7.38%	Lisbon	6.34%	Southbury	5.23%	Sherman	4.01%
Putnam	8.44%	Union	7.38%	Voluntown	6.34%	Fairfield	5.12%	Harwinton	3.85%
Lebanon	8.41%	Willington	7.38%	Beacon Falls	6.33%	Bethlehem	5.10%	Burlington	3.00%
Naugatuck	8.35%	Kent	7.36%	Canton	6.31%	Morris	5.10%		
Thompson	8.34%	Ashford	7.31%	South Windsor	6.31%	Marlborough	5.10%		
Waterford	8.20%	Eastford	7.31%	Bloomfield	6.28%	Orange	5.10%	Neighborhoods	
Chaplin	8.19%	Bozrah	7.08%	Colchester	6.24%	Avon	5.09%	New Haven Area2	13.28%
Hampton	8.19%	Franklin	7.08%	Lyme	6.21%	Newington	5.08%	Hartford Area3	13.15%
Scotland	8.19%	Sprague	7.08%	Old Lyme	6.21%	Guilford	5.06%	Hartford Area2	12.20%
Killingly	8.17%	Milford	7.03%	Hebron	6.16%	Prospect	5.05%	Bridgeport Area3	11.21%
Plainfield	8.17%	Norwalk	6.99%	Windsor Locks	6.14%	New Fairfield	5.02%	New Haven Area3	10.91%
Sterling	8.17%	Derby	6.96%	Rocky Hill	6.07%	Ellington	4.96%	Bridgeport Area2	10.21%
Groton	8.14%	Clinton	6.94%	Cornwall	6.00%	Woodbury	4.95%	Hartford Area1	8.30%
West Haven	8.07%	New Milford	6.94%	Warren	6.00%	Simsbury	4.93%	New Haven Area1	6.74%
Salisbury	7.93%	Hamden	6.88%	Wolcott	5.95%	Cheshire	4.89%	Stamford Area2	6.14%
Plymouth	7.92%	Haddam	6.88%	Brookfield	5.93%	Tolland	4.88%	Bridgeport Area1	5.79%
Canaan	7.88%	Preston	6.87%	Somers	5.93%	Pomfret	4.87%	Stamford Area1	5.31%
North Canaan	7.88%	Plainville	6.83%	Danbury	5.89%	Woodstock	4.87%	Stamford Area3	4.45%
Old Saybrook	7.80%	Montville	6.80%	Madison	5.75%	Greenwich	4.87%		

Questions ? Beth.Dugan@umb.edu

<https://healthyaqingdatareports.org>