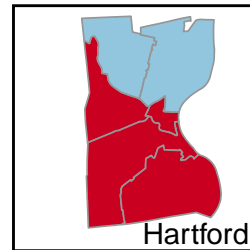
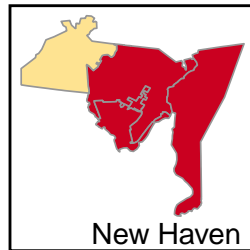
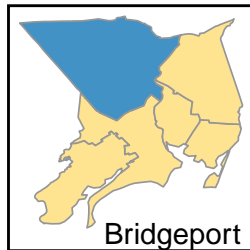
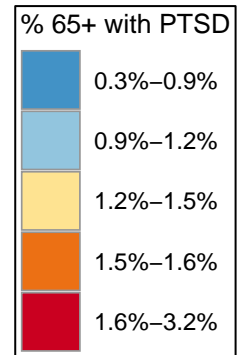
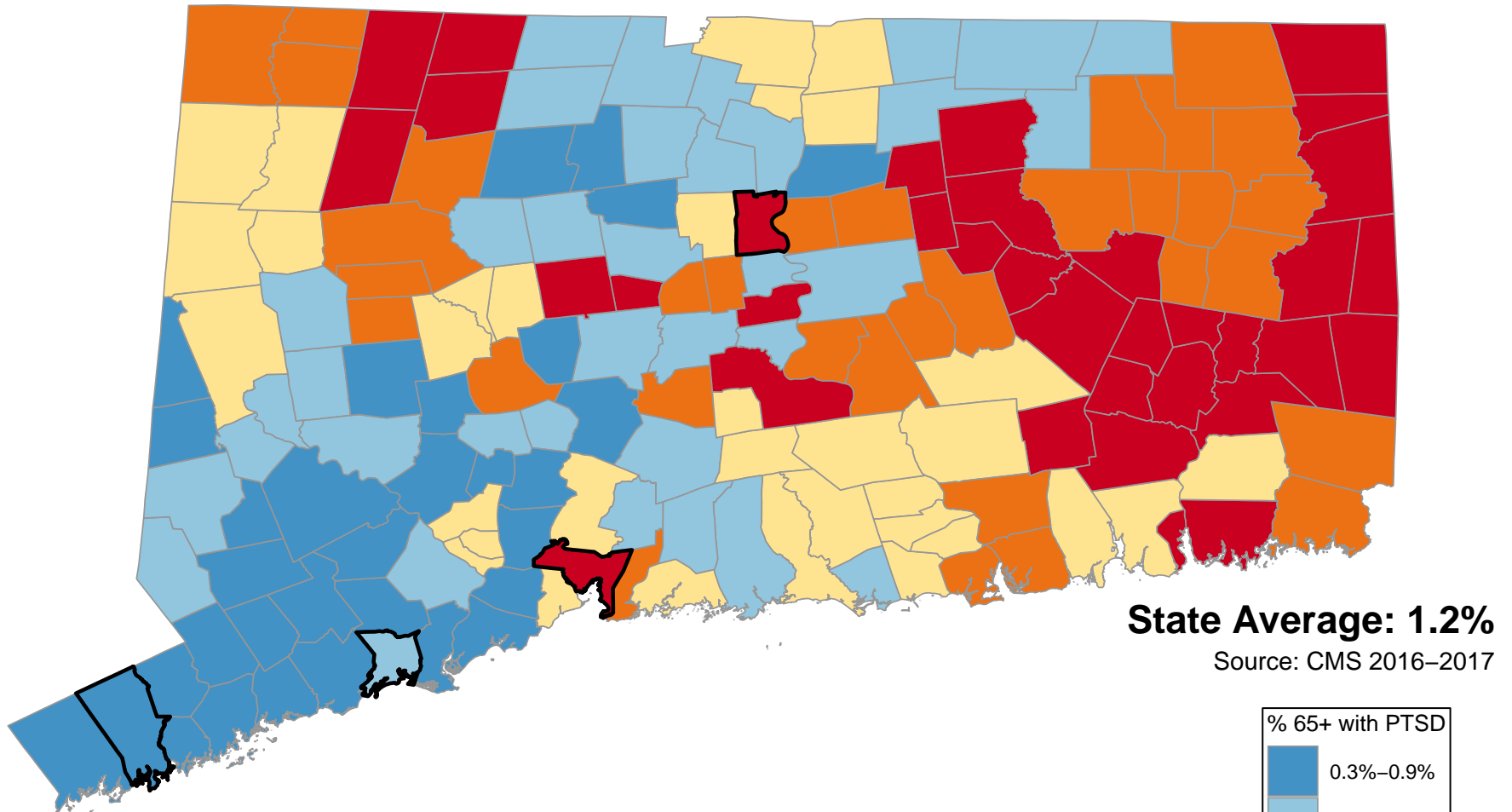


Percentage of Medicare Beneficiaries Age 65+ Years with Post-Traumatic Stress Disorder



Questions or ideas?
Beth.Dugan@umb.edu
12/2020

% 65+ with Post-Traumatic Stress Disorder

Andover	1.64%	Durham	1.42%	Lyme	1.52%	Pomfret	1.59%	Warren	1.47%
Ansonia	1.25%	East Granby	1.10%	Madison	1.27%	Portland	1.60%	Washington	1.09%
Ashford	1.59%	East Haddam	1.42%	Manchester	1.55%	Preston	1.72%	Waterbury	1.61%
Avon	0.87%	East Hampton	1.60%	Mansfield	1.59%	Prospect	1.03%	Waterford	1.39%
Barkhamsted	1.10%	East Hartford	1.50%	Marlborough	1.60%	Putnam	1.99%	Watertown	1.25%
Beacon Falls	0.63%	East Haven	1.61%	Meriden	1.64%	Redding	0.56%	West Hartford	1.39%
Berlin	1.05%	East Lyme	1.40%	Middlebury	0.92%	Ridgefield	1.21%	West Haven	1.48%
Bethany	0.63%	East Windsor	1.42%	Middlefield	1.42%	Rocky Hill	2.47%	Westbrook	1.28%
Bethel	0.80%	Eastford	1.59%	Middletown	2.34%	Roxbury	1.09%	Weston	0.48%
Bethlehem	1.54%	Easton	0.56%	Milford	0.85%	Salem	1.65%	Westport	0.48%
Bloomfield	0.95%	Ellington	1.06%	Monroe	0.56%	Salisbury	1.55%	Wethersfield	1.23%
Bolton	1.64%	Enfield	1.42%	Montville	1.65%	Scotland	1.59%	Willington	1.06%
Bozrah	1.65%	Essex	1.28%	Morris	1.54%	Seymour	1.25%	Wilton	0.71%
Branford	1.39%	Fairfield	0.47%	Naugatuck	1.03%	Sharon	1.47%	Winchester	1.90%
Bridgeport	1.16%	Farmington	0.98%	New Britain	1.62%	Shelton	0.93%	Windham	1.86%
Bridgewater	1.09%	Franklin	1.65%	New Canaan	0.41%	Sherman	0.72%	Windsor	1.13%
Bristol	1.70%	Glastonbury	1.13%	New Fairfield	0.72%	Simsbury	1.15%	Windsor Locks	1.42%
Brookfield	1.09%	Goshen	1.90%	New Hartford	0.87%	Somers	1.06%	Wolcott	0.85%
Brooklyn	1.59%	Granby	1.10%	New Haven	1.85%	South Windsor	0.63%	Woodbridge	0.63%
Burlington	0.98%	Greenwich	0.55%	New London	3.10%	Southbury	0.99%	Woodbury	0.92%
Canaan	1.55%	Griswold	1.72%	New Milford	1.35%	Southington	1.19%	Woodstock	1.59%
Canterbury	1.59%	Groton	1.91%	Newington	1.51%	Sprague	1.65%	Neighborhoods	
Canton	0.87%	Guilford	0.94%	Newtown	0.83%	Stafford	1.06%	Bridgeport Area1	0.78%
Chaplin	1.59%	Haddam	1.42%	Norfolk	1.90%	Stamford	0.50%	Bridgeport Area2	1.34%
Cheshire	0.79%	Hamden	1.24%	North Branford	0.99%	Sterling	1.99%	Bridgeport Area3	1.36%
Chester	1.42%	Hampton	1.59%	North Canaan	1.55%	Stonington	1.61%	Hartford Area1	1.21%
Clinton	1.17%	Hartford	2.20%	North Haven	1.00%	Stratford	0.65%	Hartford Area2	2.80%
Colchester	1.34%	Hartland	1.10%	North Stonington	1.61%	Suffield	1.42%	Hartford Area3	2.36%
Colebrook	1.90%	Harwinton	0.98%	Norwalk	0.52%	Thomaston	1.25%	New Haven Area1	1.38%
Columbia	1.64%	Hebron	1.60%	Norwich	2.33%	Thompson	1.99%	New Haven Area2	1.81%
Cornwall	1.47%	Kent	1.47%	Old Lyme	1.52%	Tolland	1.64%	New Haven Area3	2.19%
Coventry	1.64%	Killingly	1.99%	Old Saybrook	1.55%	Torrington	1.56%	Stamford Area1	0.42%
Cromwell	0.94%	Killingworth	1.27%	Orange	0.68%	Trumbull	0.56%	Stamford Area2	0.59%
Danbury	1.04%	Lebanon	1.65%	Oxford	0.63%	Union	1.06%	Stamford Area3	0.41%
Darien	0.41%	Ledyard	1.30%	Plainfield	1.99%	Vernon	1.72%		
Deep River	1.28%	Lisbon	1.72%	Plainville	1.74%	Voluntown	1.72%		
Derby	1.25%	Litchfield	1.54%	Plymouth	1.25%	Wallingford	0.96%		

% 65+ with Post-Traumatic Stress Disorder (Ranked)

New London	3.10%	Waterbury	1.61%	Enfield	1.42%	Granby	1.10%	Sherman	0.72%
Rocky Hill	2.47%	North Stonington	1.61%	Suffield	1.42%	Hartland	1.10%	Wilton	0.71%
Middletown	2.34%	Stonington	1.61%	Windsor Locks	1.42%	Bridgewater	1.09%	Orange	0.68%
Norwich	2.33%	East Haven	1.61%	Chester	1.42%	Brookfield	1.09%	Stratford	0.65%
Hartford	2.20%	East Hampton	1.60%	Durham	1.42%	Roxbury	1.09%	Beacon Falls	0.63%
Killingly	1.99%	Hebron	1.60%	East Haddam	1.42%	Washington	1.09%	Bethany	0.63%
Plainfield	1.99%	Marlborough	1.60%	Haddam	1.42%	Ellington	1.06%	Oxford	0.63%
Putnam	1.99%	Portland	1.60%	Middlefield	1.42%	Somers	1.06%	Woodbridge	0.63%
Sterling	1.99%	Ashford	1.59%	East Lyme	1.40%	Stafford	1.06%	South Windsor	0.63%
Thompson	1.99%	Eastford	1.59%	Branford	1.39%	Union	1.06%	Easton	0.56%
Groton	1.91%	Pomfret	1.59%	West Hartford	1.39%	Willington	1.06%	Monroe	0.56%
Colebrook	1.90%	Woodstock	1.59%	Waterford	1.39%	Berlin	1.05%	Redding	0.56%
Goshen	1.90%	Brooklyn	1.59%	New Milford	1.35%	Danbury	1.04%	Trumbull	0.56%
Norfolk	1.90%	Canterbury	1.59%	Colchester	1.34%	Naugatuck	1.03%	Greenwich	0.55%
Winchester	1.90%	Chaplin	1.59%	Ledyard	1.30%	Prospect	1.03%	Norwalk	0.52%
Windham	1.86%	Hampton	1.59%	Deep River	1.28%	North Haven	1.00%	Stamford	0.50%
New Haven	1.85%	Mansfield	1.59%	Essex	1.28%	North Branford	0.99%	Weston	0.48%
Plainville	1.74%	Scotland	1.59%	Westbrook	1.28%	Southbury	0.99%	Westport	0.48%
Vernon	1.72%	Torrington	1.56%	Killingworth	1.27%	Burlington	0.98%	Fairfield	0.47%
Griswold	1.72%	Old Saybrook	1.55%	Madison	1.27%	Farmington	0.98%	Darien	0.41%
Lisbon	1.72%	Canaan	1.55%	Ansonia	1.25%	Harwinton	0.98%	New Canaan	0.41%
Preston	1.72%	North Canaan	1.55%	Derby	1.25%	Wallingford	0.96%	Neighborhoods	
Voluntown	1.72%	Salisbury	1.55%	Seymour	1.25%	Bloomfield	0.95%	Hartford Area2	2.80%
Bristol	1.70%	Manchester	1.55%	Plymouth	1.25%	Cromwell	0.94%	Hartford Area3	2.36%
Bozrah	1.65%	Bethlehem	1.54%	Thomaston	1.25%	Guilford	0.94%	New Haven Area3	2.19%
Franklin	1.65%	Litchfield	1.54%	Watertown	1.25%	Shelton	0.93%	New Haven Area2	1.81%
Lebanon	1.65%	Morris	1.54%	Hamden	1.24%	Middlebury	0.92%	New Haven Area1	1.38%
Montville	1.65%	Lyme	1.52%	Wethersfield	1.23%	Woodbury	0.92%	Bridgeport Area3	1.36%
Salem	1.65%	Old Lyme	1.52%	Ridgefield	1.21%	Avon	0.87%	Bridgeport Area2	1.34%
Sprague	1.65%	Newington	1.51%	Southington	1.19%	Canton	0.87%	Hartford Area1	1.21%
Andover	1.64%	East Hartford	1.50%	Clinton	1.17%	New Hartford	0.87%	Bridgeport Area1	0.78%
Bolton	1.64%	West Haven	1.48%	Bridgeport	1.16%	Milford	0.85%	Stamford Area2	0.59%
Columbia	1.64%	Cornwall	1.47%	Simsbury	1.15%	Wolcott	0.85%	Stamford Area1	0.42%
Coventry	1.64%	Kent	1.47%	Windsor	1.13%	Newtown	0.83%	Stamford Area3	0.41%
Tolland	1.64%	Sharon	1.47%	Glastonbury	1.13%	Bethel	0.80%		
Meriden	1.64%	Warren	1.47%	Barkhamsted	1.10%	Cheshire	0.79%	Questions ?	Beth.Dugan@umb.edu
New Britain	1.62%	East Windsor	1.42%	East Granby	1.10%	New Fairfield	0.72%	https://healthyaqingdatareports.org	