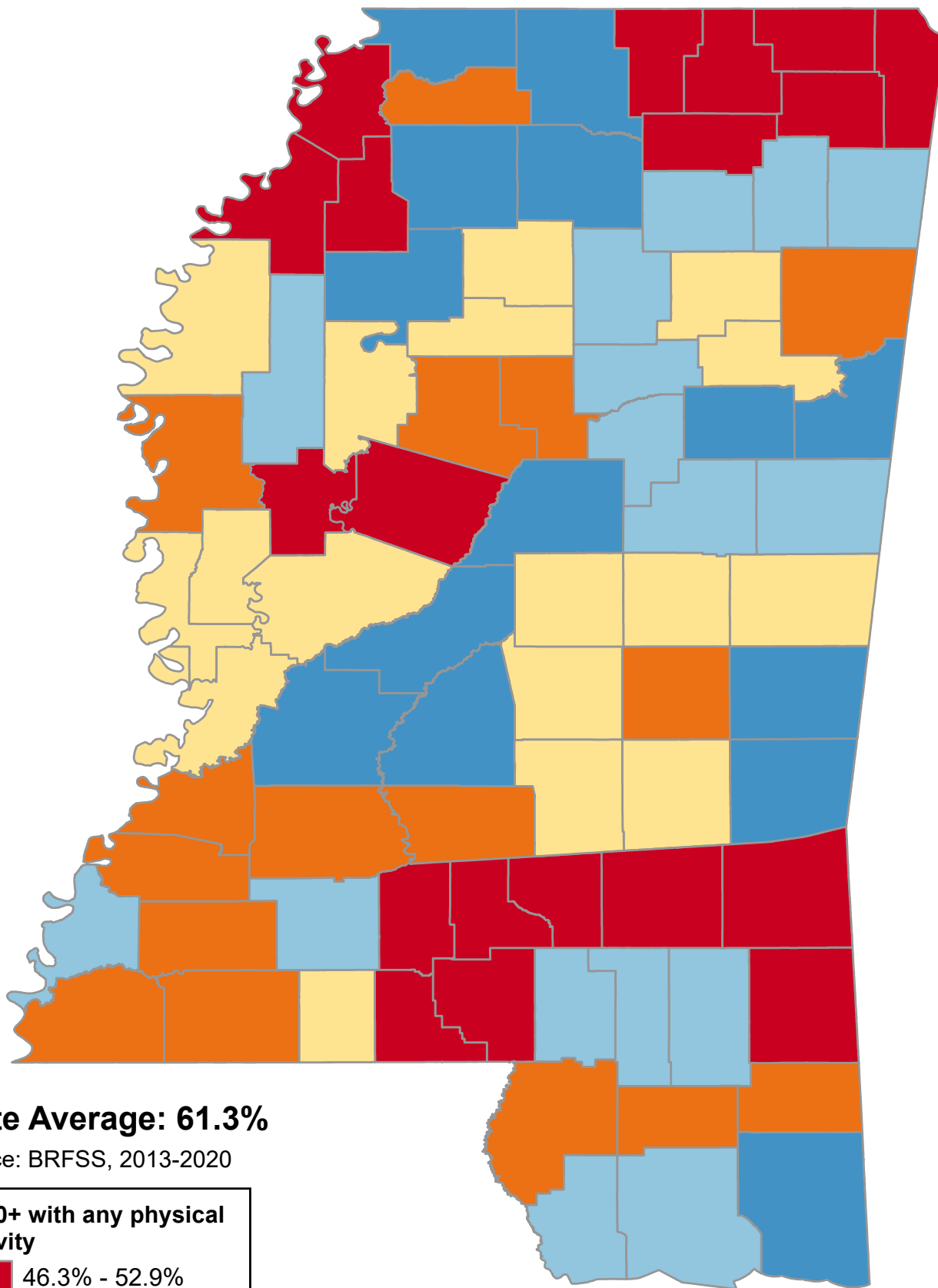







Percentage of Persons Age 60+ Years with any Physical Activity within Last Month



State Average: 61.3%

Source: BRFSS, 2013-2020

| % 60+ with any physical activity | |
|---|---------------|
|  | 46.3% - 52.9% |
|  | 53.0% - 56.4% |
|  | 56.5% - 61.6% |
|  | 61.7% - 64.3% |
|  | 64.4% - 74.6% |



Questions or ideas?
Beth.Dugan@umb.edu
September 2022

Percentage of Persons Age 60+ Years with Any Physical Activity within Last Month

Alphabetical Order of County

| | | | |
|-----------------|--------|--------------|--------|
| Adams | 62.66% | Leflore | 59.84% |
| Alcorn | 52.80% | Lincoln | 62.45% |
| Amite | 55.49% | Lowndes | 65.52% |
| Attala | 65.79% | Madison | 67.05% |
| Benton | 50.47% | Marion | 52.26% |
| Bolivar | 58.24% | Marshall | 66.23% |
| Calhoun | 64.30% | Monroe | 53.14% |
| Carroll | 56.41% | Montgomery | 56.41% |
| Chickasaw | 56.69% | Neshoba | 61.64% |
| Choctaw | 61.97% | Newton | 55.15% |
| Claiborne | 55.90% | Noxubee | 61.97% |
| Clarke | 74.55% | Oktibbeha | 69.09% |
| Clay | 56.69% | Panola | 66.05% |
| Coahoma | 51.97% | Pearl River | 55.69% |
| Copiah | 55.90% | Perry | 63.97% |
| Covington | 52.26% | Pike | 57.50% |
| DeSoto | 66.53% | Pontotoc | 62.75% |
| Forrest | 63.97% | Prentiss | 52.80% |
| Franklin | 54.38% | Quitman | 51.97% |
| George | 55.69% | Rankin | 67.05% |
| Greene | 52.87% | Scott | 60.98% |
| Grenada | 61.26% | Sharkey | 56.82% |
| Hancock | 62.67% | Simpson | 55.90% |
| Harrison | 63.54% | Smith | 60.98% |
| Hinds | 65.28% | Stone | 55.69% |
| Holmes | 46.33% | Sunflower | 63.02% |
| Humphreys | 46.33% | Tallahatchie | 66.05% |
| Issaquena | 56.82% | Tate | 53.31% |
| Itawamba | 62.75% | Tippah | 50.47% |
| Jackson | 69.72% | Tishomingo | 52.80% |
| Jasper | 60.98% | Tunica | 51.97% |
| Jefferson | 54.38% | Union | 50.47% |
| Jefferson Davis | 52.26% | Walthall | 52.71% |
| Jones | 52.87% | Warren | 56.82% |
| Kemper | 61.64% | Washington | 53.66% |
| Lafayette | 66.23% | Wayne | 52.87% |
| Lamar | 62.41% | Webster | 64.30% |
| Lauderdale | 64.54% | Wilkinson | 55.49% |
| Lawrence | 52.71% | Winston | 61.97% |
| Leake | 61.64% | Yalobusha | 61.26% |
| Lee | 62.75% | Yazoo | 56.82% |

Ranked High to Low

| | | | |
|--------------|--------|-----------------|--------|
| Clarke | 74.55% | Issaquena | 56.82% |
| Jackson | 69.72% | Sharkey | 56.82% |
| Oktibbeha | 69.09% | Warren | 56.82% |
| Madison | 67.05% | Yazoo | 56.82% |
| Rankin | 67.05% | Chickasaw | 56.69% |
| DeSoto | 66.53% | Clay | 56.69% |
| Lafayette | 66.23% | Carroll | 56.41% |
| Marshall | 66.23% | Montgomery | 56.41% |
| Panola | 66.05% | Claiborne | 55.90% |
| Tallahatchie | 66.05% | Copiah | 55.90% |
| Attala | 65.79% | Simpson | 55.90% |
| Lowndes | 65.52% | George | 55.69% |
| Hinds | 65.28% | Pearl River | 55.69% |
| Lauderdale | 64.54% | Stone | 55.69% |
| Calhoun | 64.30% | Amite | 55.49% |
| Webster | 64.30% | Wilkinson | 55.49% |
| Forrest | 63.97% | Newton | 55.15% |
| Perry | 63.97% | Franklin | 54.38% |
| Harrison | 63.54% | Jefferson | 54.38% |
| Sunflower | 63.02% | Washington | 53.66% |
| Itawamba | 62.75% | Tate | 53.31% |
| Lee | 62.75% | Monroe | 53.14% |
| Pontotoc | 62.75% | Greene | 52.87% |
| Hancock | 62.67% | Jones | 52.87% |
| Adams | 62.66% | Wayne | 52.87% |
| Lincoln | 62.45% | Alcorn | 52.80% |
| Lamar | 62.41% | Prentiss | 52.80% |
| Choctaw | 61.97% | Tishomingo | 52.80% |
| Noxubee | 61.97% | Lawrence | 52.71% |
| Winston | 61.97% | Walthall | 52.71% |
| Kemper | 61.64% | Covington | 52.26% |
| Leake | 61.64% | Jefferson Davis | 52.26% |
| Neshoba | 61.64% | Marion | 52.26% |
| Grenada | 61.26% | Coahoma | 51.97% |
| Yalobusha | 61.26% | Quitman | 51.97% |
| Jasper | 60.98% | Tunica | 51.97% |
| Scott | 60.98% | Benton | 50.47% |
| Smith | 60.98% | Tippah | 50.47% |
| Leflore | 59.84% | Union | 50.47% |
| Bolivar | 58.24% | Holmes | 46.33% |
| Pike | 57.50% | Humphreys | 46.33% |