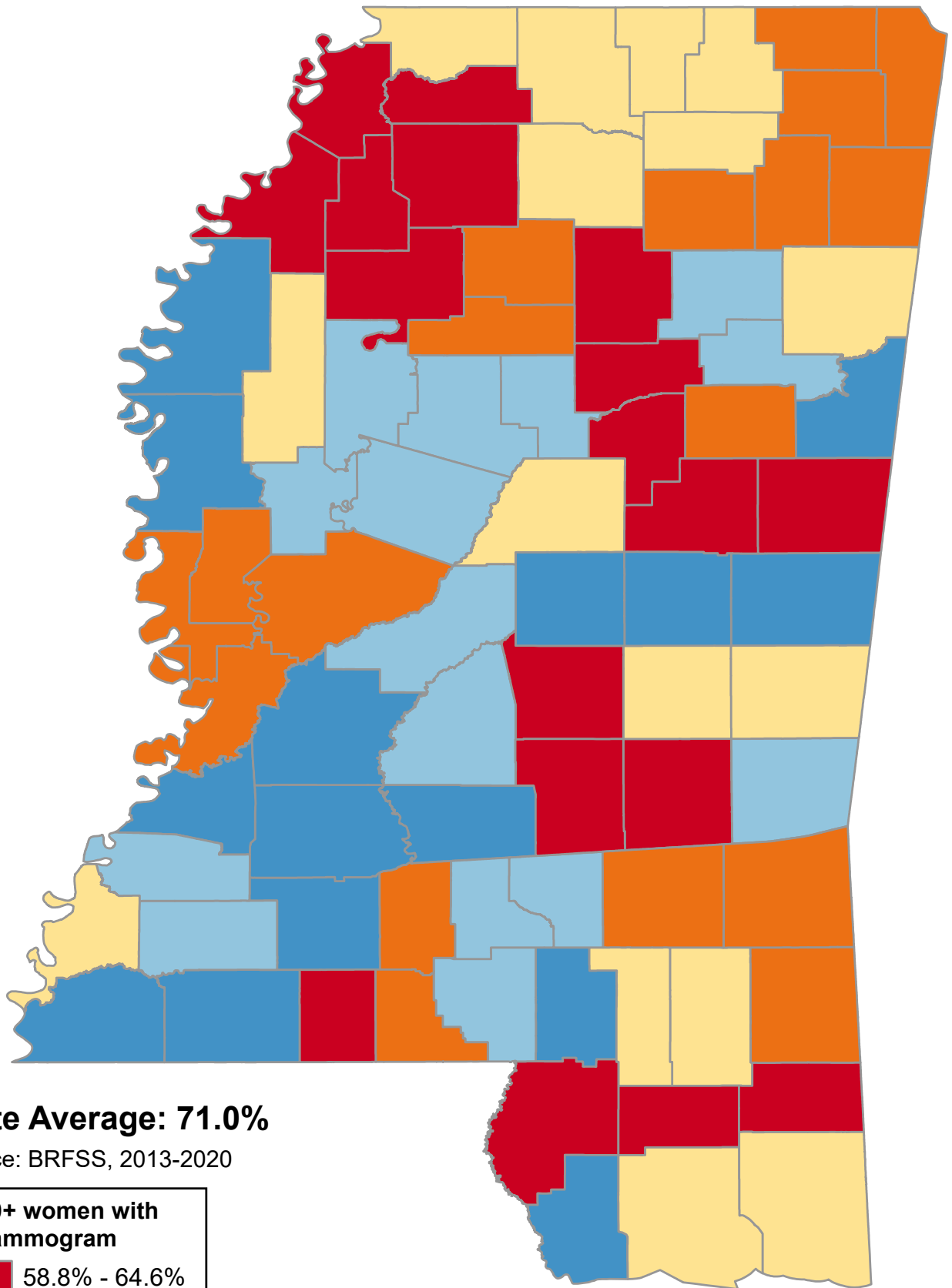







Percentage of Women Age 60+ Years with a Mammogram within Last 2 Years



State Average: 71.0%

Source: BRFSS, 2013-2020

% 60+ women with a mammogram	
	58.8% - 64.6%
	64.7% - 68.8%
	68.9% - 71.8%
	71.9% - 75.7%
	75.8% - 80.6%



Questions or ideas?
Beth.Dugan@umb.edu
September 2022

Percentage of Women Age 60+ Years with a Mammogram within Last 2 Years

<u>Alphabetical Order of County</u>				<u>Ranked High to Low</u>			
Adams	70.48%	Leflore	75.75%	Washington	80.57%	Jackson	70.17%
Alcorn	65.17%	Lincoln	77.60%	Claiborne	80.45%	Forrest	69.68%
Amite	78.30%	Lowndes	76.49%	Copiah	80.45%	Perry	69.68%
Attala	70.77%	Madison	72.80%	Simpson	80.45%	Harrison	69.39%
Benton	71.77%	Marion	73.97%	Amite	78.30%	DeSoto	69.04%
Bolivar	75.78%	Marshall	70.18%	Wilkinson	78.30%	Itawamba	68.85%
Calhoun	61.09%	Monroe	70.57%	Kemper	78.19%	Lee	68.85%
Carroll	73.76%	Montgomery	73.76%	Leake	78.19%	Pontotoc	68.85%
Chickasaw	74.64%	Neshoba	78.19%	Neshoba	78.19%	Oktibbeha	68.23%
Choctaw	64.61%	Newton	70.38%	Lincoln	77.60%	Greene	68.13%
Claiborne	80.45%	Noxubee	64.61%	Lamar	77.06%	Jones	68.13%
Clarke	73.24%	Oktibbeha	68.23%	Lowndes	76.49%	Wayne	68.13%
Clay	74.64%	Panola	60.40%	Hinds	76.02%	Grenada	67.29%
Coahoma	63.04%	Pearl River	60.64%	Bolivar	75.78%	Yalobusha	67.29%
Copiah	80.45%	Perry	69.68%	Hancock	75.75%	Issaquena	66.00%
Covington	73.97%	Pike	62.99%	Leflore	75.75%	Sharkey	66.00%
DeSoto	69.04%	Pontotoc	68.85%	Chickasaw	74.64%	Warren	66.00%
Forrest	69.68%	Prentiss	65.17%	Clay	74.64%	Yazoo	66.00%
Franklin	73.92%	Quitman	63.04%	Covington	73.97%	Lawrence	65.19%
George	60.64%	Rankin	72.80%	Jefferson Davis	73.97%	Walthall	65.19%
Greene	68.13%	Scott	58.82%	Marion	73.97%	Alcorn	65.17%
Grenada	67.29%	Sharkey	66.00%	Franklin	73.92%	Prentiss	65.17%
Hancock	75.75%	Simpson	80.45%	Jefferson	73.92%	Tishomingo	65.17%
Harrison	69.39%	Smith	58.82%	Carroll	73.76%	Choctaw	64.61%
Hinds	76.02%	Stone	60.64%	Montgomery	73.76%	Noxubee	64.61%
Holmes	72.97%	Sunflower	70.87%	Clarke	73.24%	Winston	64.61%
Humphreys	72.97%	Tallahatchie	60.40%	Holmes	72.97%	Coahoma	63.04%
Issaquena	66.00%	Tate	62.38%	Humphreys	72.97%	Quitman	63.04%
Itawamba	68.85%	Tippah	71.77%	Madison	72.80%	Tunica	63.04%
Jackson	70.17%	Tishomingo	65.17%	Rankin	72.80%	Pike	62.99%
Jasper	58.82%	Tunica	63.04%	Lauderdale	71.84%	Tate	62.38%
Jefferson	73.92%	Union	71.77%	Benton	71.77%	Calhoun	61.09%
Jefferson Davis	73.97%	Walthall	65.19%	Tippah	71.77%	Webster	61.09%
Jones	68.13%	Warren	66.00%	Union	71.77%	George	60.64%
Kemper	78.19%	Washington	80.57%	Sunflower	70.87%	Pearl River	60.64%
Lafayette	70.18%	Wayne	68.13%	Attala	70.77%	Stone	60.64%
Lamar	77.06%	Webster	61.09%	Monroe	70.57%	Panola	60.40%
Lauderdale	71.84%	Wilkinson	78.30%	Adams	70.48%	Tallahatchie	60.40%
Lawrence	65.19%	Winston	64.61%	Newton	70.38%	Jasper	58.82%
Leake	78.19%	Yalobusha	67.29%	Lafayette	70.18%	Scott	58.82%
Lee	68.85%	Yazoo	66.00%	Marshall	70.18%	Smith	58.82%