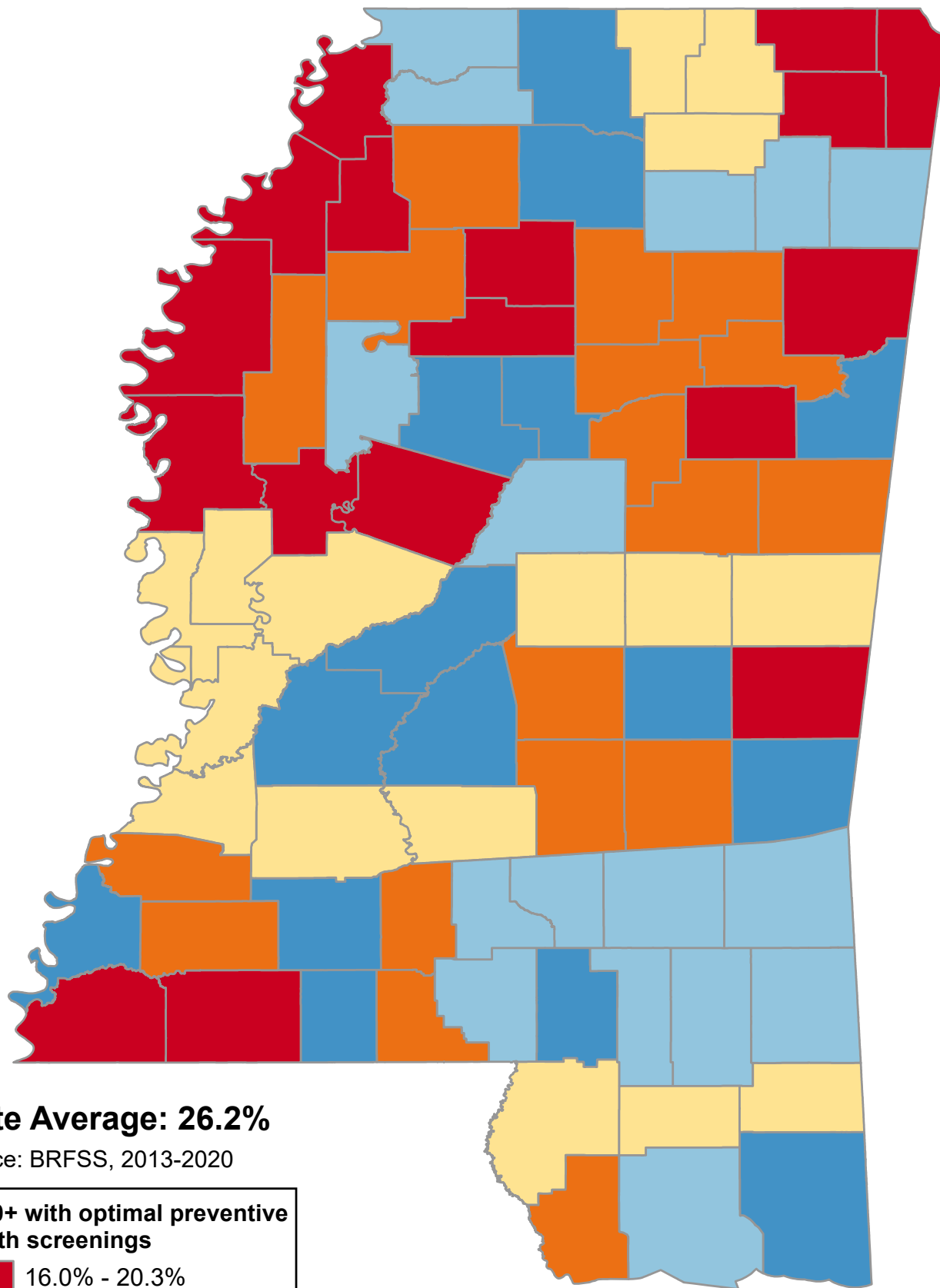







Percentage of Persons Age 60+ Years with Optimal Preventive Health Screenings (Meets 100% CDC Guidelines)



State Average: 26.2%

Source: BRFSS, 2013-2020

% 60+ with optimal preventive health screenings	
	16.0% - 20.3%
	20.4% - 23.0%
	23.1% - 24.4%
	24.5% - 28.3%
	28.4% - 41.2%



Questions or ideas?
Beth.Dugan@umb.edu
September 2022

Percentage of Persons Age 60+ Years with Optimal Preventive Health Screenings (Meets 100% CDC Guidelines)

<u><i>Alphabetical Order of County</i></u>				<u><i>Ranked High to Low</i></u>			
Adams	30.64%	Leflore	27.82%	Clarke	41.23%	Claiborne	23.64%
Alcorn	19.97%	Lincoln	33.51%	Lamar	39.21%	Copiah	23.64%
Amite	17.53%	Lowndes	30.15%	Newton	38.22%	Simpson	23.64%
Attala	27.46%	Madison	32.98%	Lafayette	34.51%	Benton	23.56%
Benton	23.56%	Marion	28.30%	Marshall	34.51%	Tippah	23.56%
Bolivar	15.98%	Marshall	34.51%	Lincoln	33.51%	Union	23.56%
Calhoun	22.61%	Monroe	20.21%	Madison	32.98%	Choctaw	22.96%
Carroll	28.98%	Montgomery	28.98%	Rankin	32.98%	Noxubee	22.96%
Chickasaw	22.51%	Neshoba	24.44%	Hinds	30.89%	Winston	22.96%
Choctaw	22.96%	Newton	38.22%	Adams	30.64%	Panola	22.94%
Claiborne	23.64%	Noxubee	22.96%	Lowndes	30.15%	Tallahatchie	22.94%
Clarke	41.23%	Oktibbeha	18.59%	Jackson	30.03%	Franklin	22.91%
Clay	22.51%	Panola	22.94%	Carroll	28.98%	Jefferson	22.91%
Coahoma	16.06%	Pearl River	24.01%	Montgomery	28.98%	Calhoun	22.61%
Copiah	23.64%	Perry	27.11%	Pike	28.30%	Webster	22.61%
Covington	28.30%	Pike	28.30%	Covington	28.30%	Chickasaw	22.51%
DeSoto	24.91%	Pontotoc	26.99%	Jefferson Davis	28.30%	Clay	22.51%
Forrest	27.11%	Prentiss	19.97%	Marion	28.30%	Jasper	20.72%
Franklin	22.91%	Quitman	16.06%	Leflore	27.82%	Scott	20.72%
George	24.01%	Rankin	32.98%	Attala	27.46%	Smith	20.72%
Greene	26.12%	Scott	20.72%	Tate	27.26%	Sunflower	20.37%
Grenada	19.93%	Sharkey	23.66%	Forrest	27.11%	Hancock	20.37%
Hancock	20.37%	Simpson	23.64%	Perry	27.11%	Lawrence	20.36%
Harrison	27.03%	Smith	20.72%	Harrison	27.03%	Walthall	20.36%
Hinds	30.89%	Stone	24.01%	Itawamba	26.99%	Washington	20.30%
Holmes	19.23%	Sunflower	20.37%	Lee	26.99%	Monroe	20.21%
Humphreys	19.23%	Tallahatchie	22.94%	Pontotoc	26.99%	Alcorn	19.97%
Issaquena	23.66%	Tate	27.26%	Greene	26.12%	Prentiss	19.97%
Itawamba	26.99%	Tippah	23.56%	Jones	26.12%	Tishomingo	19.97%
Jackson	30.03%	Tishomingo	19.97%	Wayne	26.12%	Grenada	19.93%
Jasper	20.72%	Tunica	16.06%	DeSoto	24.91%	Yalobusha	19.93%
Jefferson	22.91%	Union	23.56%	Kemper	24.44%	Lauderdale	19.82%
Jefferson Davis	28.30%	Walthall	20.36%	Leake	24.44%	Holmes	19.23%
Jones	26.12%	Warren	23.66%	Neshoba	24.44%	Humphreys	19.23%
Kemper	24.44%	Washington	20.30%	George	24.01%	Oktibbeha	18.59%
Lafayette	34.51%	Wayne	26.12%	Pearl River	24.01%	Amite	17.53%
Lamar	39.21%	Webster	22.61%	Stone	24.01%	Wilkinson	17.53%
Lauderdale	19.82%	Wilkinson	17.53%	Issaquena	23.66%	Coahoma	16.06%
Lawrence	20.36%	Winston	22.96%	Sharkey	23.66%	Quitman	16.06%
Leake	24.44%	Yalobusha	19.93%	Warren	23.66%	Tunica	16.06%
Lee	26.99%	Yazoo	23.66%	Yazoo	23.66%	Bolivar	15.98%