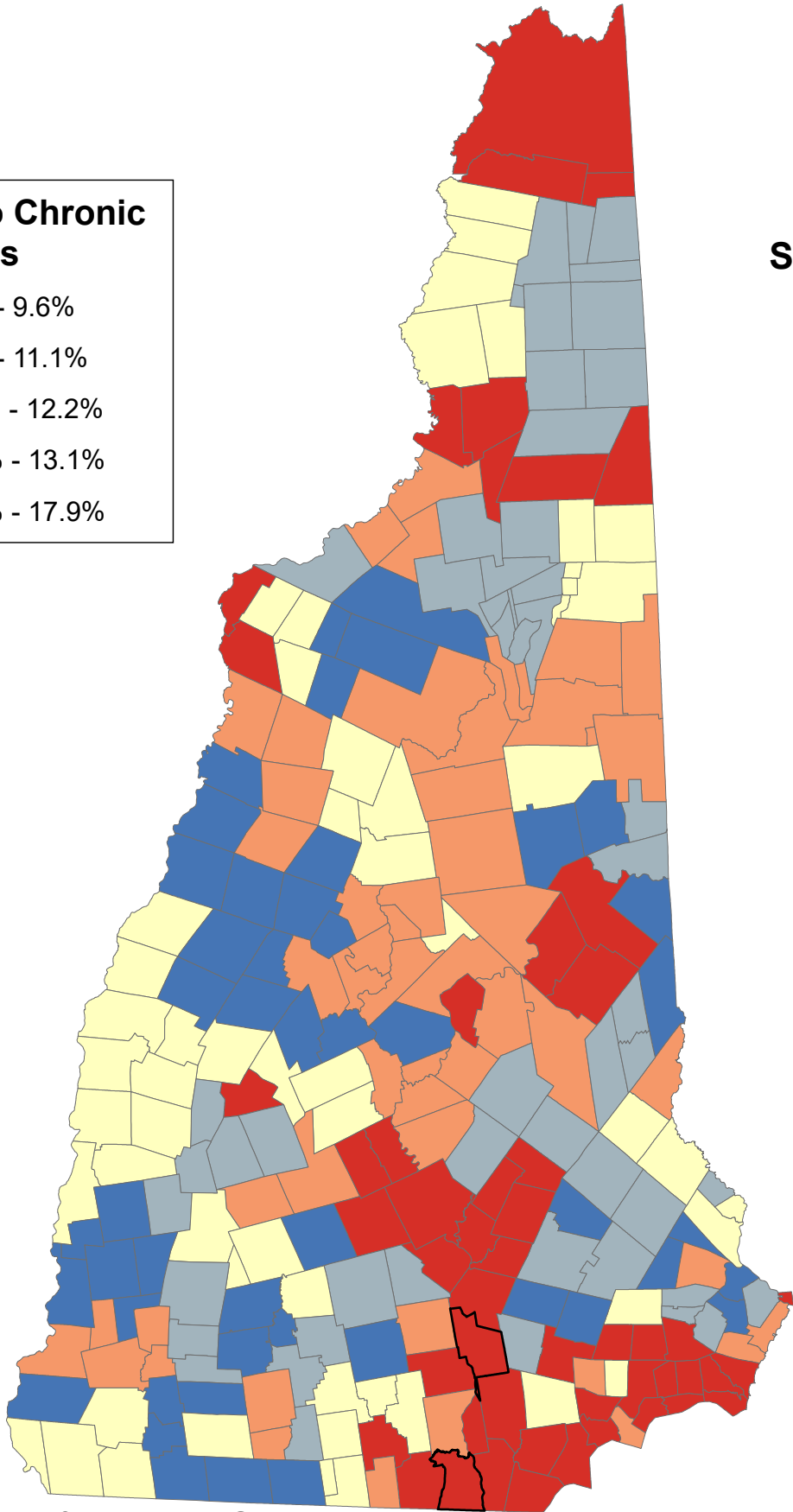
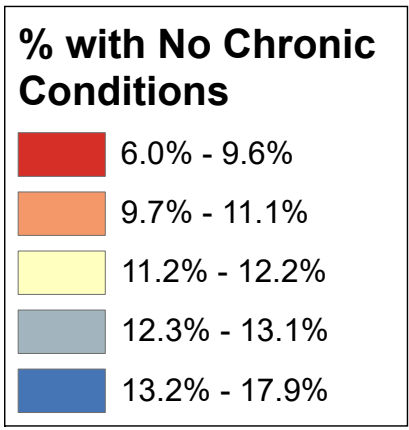


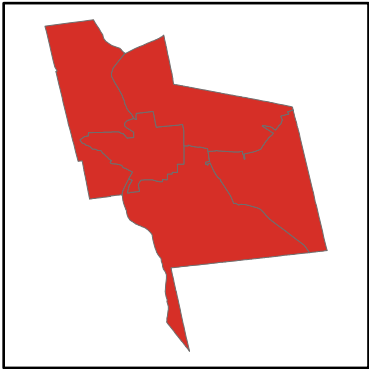
# Percentage of Medicare Beneficiaries Age 65+ Ever Diagnosed with No Chronic Conditions



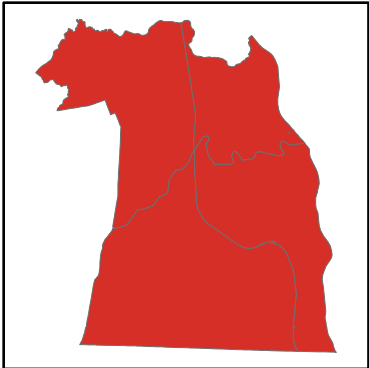
**State Average: 10.3%**

Source: CMS, 2015

**Manchester Neighborhoods**



**Nashua Neighborhoods**



## % 65+ with 0 Chronic Conditions

Acworth	14.39%	Dalton	9.79%	Haverhill	10.59%	Nelson	12.53%	South Hampton	8.05%	<b>Manchester</b>	
Albany	11.12%	Danbury	16.23%	Hebron	14.15%	New Boston	14.05%	Springfield	11.47%	Central Manchester	9.23%
Alexandria	10.89%	Danville	12.10%	Henniker	13.97%	New Castle	8.20%	Stark	8.59%	Manchester: West	7.42%
Allenstown	8.67%	Deerfield	12.62%	Hill	16.23%	New Durham	13.08%	Stewartstown	11.83%	Manchester: South	7.92%
Alstead	14.39%	Deering	11.08%	Hillsborough	11.08%	New Hampton	10.13%	Stoddard	12.53%	Manchester: North	9.13%
Alton	10.94%	Derry	11.19%	Hinsdale	11.23%	New Ipswich	13.63%	Strafford	12.43%	Manchester: East	7.52%
Amherst	12.07%	Dorchester	14.15%	Holderness	10.82%	New London	6.13%	Stratford	11.83%		
Andover	11.20%	Dover	11.22%	Hollis	9.28%	Newbury	12.68%	Stratham	12.27%	<b>Nashua</b>	
Antrim	14.19%	Dublin	16.12%	Hooksett	8.27%	Newfields	12.27%	Sugar Hill	13.67%	Nashua: Zip 03060	7.57%
Ashland	10.82%	Dummer	13.07%	Hopkinton	9.28%	Newington	13.25%	Sullivan	10.23%	Nashua: Zip 03062	8.02%
Atkinson	6.92%	Dunbarton	12.80%	Hudson	7.83%	Newmarket	13.04%	Sunapee	12.86%	Nashua: Zip 03063	9.48%
Auburn	12.39%	Durham	9.83%	Jackson	10.71%	Newport	12.21%	Surry	10.23%	Nashua: Zip 03064	9.55%
Barnstead	12.70%	East Kingston	8.05%	Jaffrey	11.99%	Newton	9.28%	Sutton	12.68%		
Barrington	12.25%	Easton	13.67%	Jefferson	13.15%	North Hampton	9.79%	Swanzey	11.94%		
Bartlett	10.71%	Eaton	12.31%	Keene	10.23%	Northfield	9.70%	Tamworth	13.94%		
Bath	8.68%	Effingham	13.49%	Kensington	8.48%	Northumberland	8.59%	Temple	12.82%		
Bedford	8.55%	Ellsworth	11.38%	Kingston	7.47%	Northwood	14.84%	Thornton	11.43%	<b>Unincorporated Places</b>	
Belmont	10.09%	Enfield	14.07%	Laconia	7.72%	Nottingham	12.44%	Tilton	9.70%	<i>Atkinson and Gilmanton Academy Grant</i>	
Bennington	14.19%	Epping	11.59%	Lancaster	11.07%	Orange	14.75%	Troy	16.12%	<i>Bean's Grant</i>	
Benton	10.59%	Epsum	9.62%	Landaff	11.80%	Orford	14.22%	Tuftonboro	9.43%	<i>Bean's Purchase</i>	
Berlin	7.39%	Errol	13.07%	Langdon	14.39%	Ossipee	9.34%	Unity	12.21%	<i>Cambridge</i>	
Bethlehem	17.89%	Exeter	8.48%	Lebanon	11.44%	Pelham	7.46%	Wakefield	13.49%	<i>Chandler's Purchase</i>	
Boscawen	8.39%	Farmington	11.78%	Lee	16.42%	Pembroke	8.67%	Walpole	13.47%	<i>Crawford's Purchase</i>	
Bow	8.29%	Fitzwilliam	14.59%	Lempster	12.86%	Peterborough	9.66%	Warner	9.91%	<i>Cutt's Grant</i>	
Bradford	9.91%	Francestown	12.82%	Lincoln	10.92%	Piermont	14.22%	Warren	10.37%	<i>Dix's Grant</i>	
Brentwood	8.48%	Franconia	13.67%	Lisbon	11.80%	Pittsburg	9.24%	Washington	11.08%	<i>Dixville</i>	
Bridgewater	10.89%	Franklin	10.03%	Litchfield	9.18%	Pittsfield	9.49%	Waterville Valley	10.92%	<i>Erving's Location</i>	
Bristol	10.89%	Freedom	12.31%	Littleton	13.13%	Plainfield	11.44%	Weare	12.80%	<i>Green's Grant</i>	
Brookfield	12.34%	Fremont	8.62%	Londonderry	8.94%	Plaisow	10.12%	Webster	8.39%	<i>Hadley's Purchase</i>	
Brookline	10.53%	Gilford	9.66%	Loudon	12.83%	Plymouth	10.89%	Wentworth	10.37%	<i>Kilkenny</i>	
Campton	11.38%	Gilmanton	12.26%	Lyman	11.80%	Portsmouth	12.43%	Westmoreland	9.66%	<i>Livermore</i>	
Canaan	14.75%	Gilsum	14.39%	Lyme	14.22%	Randolph	13.15%	Whitefield	9.79%	<i>Low and Burbank's Grant</i>	
Candia	13.43%	Goffstown	9.82%	Lyndeborough	11.15%	Raymond	13.31%	Wilmot	11.47%	<i>Martin's Location</i>	
Canterbury	10.60%	Gorham	11.91%	Madbury	16.42%	Richmond	11.94%	Wilton	11.90%	<i>Millsfield</i>	
Carroll	13.15%	Goshen	12.86%	Madison	14.30%	Rindge	14.59%	Winchester	11.94%	<i>Odell</i>	
Center Harbor	11.18%	Grafton	14.75%	Manchester	8.19%	Rochester	11.13%	Windham	9.41%	<i>Pinkham's Grant</i>	
Charlestown	12.21%	Grantham	11.93%	Marlborough	16.12%	Rollinsford	11.85%	Windsor	11.08%	<i>Sargent's Purchase</i>	
Chatham	10.05%	Greenfield	12.82%	Marlow	14.39%	Roxbury	10.23%	Wolfeboro	9.11%	<i>Second College Grant</i>	
Chester	8.59%	Greenland	13.25%	Mason	11.98%	Rumney	14.15%	Woodstock	11.43%	<i>Success</i>	
Chesterfield	14.03%	Greenville	11.98%	Meredith	10.13%	Rye	9.79%			<i>Thompson and Meserves Purchase</i>	
Chichester	9.49%	Groton	14.15%	Merrimack	10.26%	Salem	6.93%			<i>Wentworth's Location</i>	
Claremont	12.21%	Hale's Location	10.71%	Middleton	13.08%	Salisbury	11.20%				
Clarksville	9.24%	Hampstead	6.03%	Milan	13.07%	Sanbornton	16.23%				
Colebrook	11.83%	Hampton	9.56%	Milford	8.50%	Sandown	11.04%				
Columbia	11.83%	Hampton Falls	8.45%	Milton	10.77%	Sandwich	10.24%				
Concord	8.39%	Hancock	14.59%	Monroe	8.68%	Seabrook	7.38%				
Conway	10.05%	Hanover	11.15%	Mont Vernon	11.15%	Sharon	9.66%				
Cornish	12.21%	Harrisville	12.53%	Moultonborough	10.24%	Shelburne	11.91%				
Croydon	12.21%	Hart's Location	10.71%	Nashua	8.42%	Somersworth	12.78%				

## % 65+ with 0 Chronic Conditions (Ranked)

Bethlehem	17.89%	Randolph	13.15%	Winchester	11.94%	Milton	10.77%	Clarksville	9.24%	<b>Manchester</b>	
Lee	16.42%	Littleton	13.13%	Grantham	11.93%	Bartlett	10.71%	Pittsburg	9.24%	Central Manchester	9.23%
Madbury	16.42%	Middleton	13.08%	Gorham	11.91%	Hale's Location	10.71%	Litchfield	9.18%	Manchester: North	9.13%
Danbury	16.23%	New Durham	13.08%	Shelburne	11.91%	Hart's Location	10.71%	Wolfeboro	9.11%	Manchester: South	7.92%
Hill	16.23%	Dummer	13.07%	Wilton	11.90%	Jackson	10.71%	Londonderry	8.94%	Manchester: East	7.52%
Sanbornton	16.23%	Errol	13.07%	Rollinsford	11.85%	Canterbury	10.60%	Bath	8.68%	Manchester: West	7.42%
Dublin	16.12%	Milan	13.07%	Colebrook	11.83%	Benton	10.59%	Monroe	8.68%		
Marlborough	16.12%	Newmarket	13.04%	Columbia	11.83%	Haverhill	10.59%	Allenstown	8.67%	<b>Nashua</b>	
Troy	16.12%	Goshen	12.86%	Stewartstown	11.83%	Brookline	10.53%	Pembroke	8.67%	Nashua: Zip 03064	9.55%
Northwood	14.84%	Lempster	12.86%	Stratford	11.83%	Warren	10.37%	Fremont	8.62%	Nashua: Zip 03063	9.48%
Canaan	14.75%	Sunapee	12.86%	Landaff	11.80%	Wentworth	10.37%	Northumberland	8.59%	Nashua: Zip 03062	8.02%
Grafton	14.75%	Loudon	12.83%	Lisbon	11.80%	Merrimack	10.26%	Stark	8.59%	Nashua: Zip 03060	7.57%
Orange	14.75%	Francestown	12.82%	Lyman	11.80%	Moultonborough	10.24%	Chester	8.59%		
Fitzwilliam	14.59%	Greenfield	12.82%	Farmington	11.78%	Sandwich	10.24%	Bedford	8.55%		
Rindge	14.59%	Temple	12.82%	Epping	11.59%	Keene	10.23%	Milford	8.50%		
Hancock	14.59%	Dunbarton	12.80%	Springfield	11.47%	Roxbury	10.23%	Brentwood	8.48%		
Acworth	14.39%	Weare	12.80%	Wilmot	11.47%	Sullivan	10.23%	Exeter	8.48%	<b>Unincorporated Places</b>	
Alstead	14.39%	Somersworth	12.78%	Lebanon	11.44%	Surry	10.23%	Kensington	8.48%	<i>Atkinson and Gilmanton Academy Grant</i>	
Gilsom	14.39%	Barnstead	12.70%	Plainfield	11.44%	Meredith	10.13%	Hampton Falls	8.45%	<i>Bean's Grant</i>	
Langdon	14.39%	Newbury	12.68%	Thornton	11.43%	New Hampton	10.13%	Nashua	8.42%	<i>Bean's Purchase</i>	
Marlow	14.39%	Sutton	12.68%	Woodstock	11.43%	Plaistow	10.12%	Boscawen	8.39%	<i>Cambridge</i>	
Madison	14.30%	Deerfield	12.62%	Campton	11.38%	Belmont	10.09%	Concord	8.39%	<i>Chandler's Purchase</i>	
Lyme	14.22%	Harrisville	12.53%	Ellsworth	11.38%	Chatham	10.05%	Pelham	8.39%	<i>Crawford's Purchase</i>	
Orford	14.22%	Nelson	12.53%	Hinsdale	11.23%	Conway	10.05%	Bow	8.29%	<i>Cutt's Grant</i>	
Piermont	14.22%	Stoddard	12.53%	Dover	11.22%	Franklin	10.03%	Hooksett	8.27%	<i>Dix's Grant</i>	
Antrim	14.19%	Nottingham	12.44%	Andover	11.20%	Bradford	9.91%	New Castle	8.20%	<i>Dixville</i>	
Bennington	14.19%	Strafford	12.43%	Salisbury	11.20%	Warner	9.91%	Manchester	8.19%	<i>Erving's Location</i>	
Dorchester	14.15%	Portsmouth	12.43%	Derry	11.19%	Durham	9.83%	East Kingston	8.05%	<i>Green's Grant</i>	
Groton	14.15%	Auburn	12.39%	Center Harbor	11.18%	Goffstown	9.82%	South Hampton	8.05%	<i>Hadley's Purchase</i>	
Hebron	14.15%	Brookfield	12.34%	Hanover	11.15%	Dalton	9.79%	Hudson	7.83%	<i>Kilkenny</i>	
Rumney	14.15%	Eaton	12.31%	Lyndeborough	11.15%	Whitefield	9.79%	Laconia	7.72%	<i>Livermore</i>	
Enfield	14.07%	Freedom	12.31%	Mont Vernon	11.15%	North Hampton	9.79%	Kingston	7.47%	<i>Low and Burbank's Grant</i>	
New Boston	14.05%	Newfields	12.27%	Rochester	11.13%	Rye	9.79%	Pelham	7.46%	<i>Martin's Location</i>	
Chesterfield	14.03%	Stratham	12.27%	Albany	11.12%	Northfield	9.70%	Berlin	7.39%	<i>Millsfield</i>	
Henniker	13.97%	Gilmanton	12.26%	Deering	11.08%	Tilton	9.70%	Seabrook	7.38%	<i>Odell</i>	
Tamworth	13.94%	Barrington	12.25%	Hillsborough	11.08%	Gilford	9.66%	Salem	6.93%	<i>Pinkham's Grant</i>	
Easton	13.67%	Charlestown	12.21%	Washington	11.08%	Westmoreland	9.66%	Atkinson	6.92%	<i>Sargent's Purchase</i>	
Franconia	13.67%	Claremont	12.21%	Windsor	11.08%	Peterborough	9.66%	New London	6.13%	<i>Second College Grant</i>	
Sugar Hill	13.67%	Cornish	12.21%	Lancaster	11.07%	Sharon	9.66%	Hampstead	6.03%	<i>Success</i>	
New Ipswich	13.63%	Croydon	12.21%	Sandown	11.04%	Epsom	9.62%			<i>Thompson and Meserves Purchase</i>	
Effingham	13.49%	Newport	12.21%	Alton	10.94%	Hampton	9.56%			<i>Wentworth's Location</i>	
Wakefield	13.49%	Unity	12.21%	Lincoln	10.92%	Chichester	9.49%				
Walpole	13.47%	Danville	12.10%	Waterville Valley	10.92%	Pittsfield	9.49%				
Candia	13.43%	Amherst	12.07%	Alexandria	10.89%	Tuftonboro	9.43%				
Raymond	13.31%	Jaffrey	11.99%	Bridgewater	10.89%	Windham	9.41%				
Greenland	13.25%	Greenville	11.98%	Bristol	10.89%	Ossipee	9.34%				
Newington	13.25%	Mason	11.98%	Plymouth	10.89%	Hollis	9.28%				
Carroll	13.15%	Richmond	11.94%	Ashland	10.82%	Newton	9.28%				
Jefferson	13.15%	Swanzy	11.94%	Holderness	10.82%	Hopkinton	9.28%				