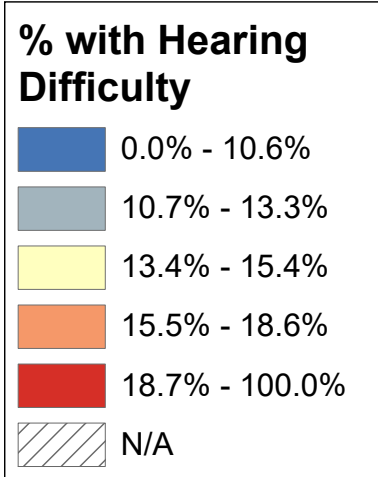
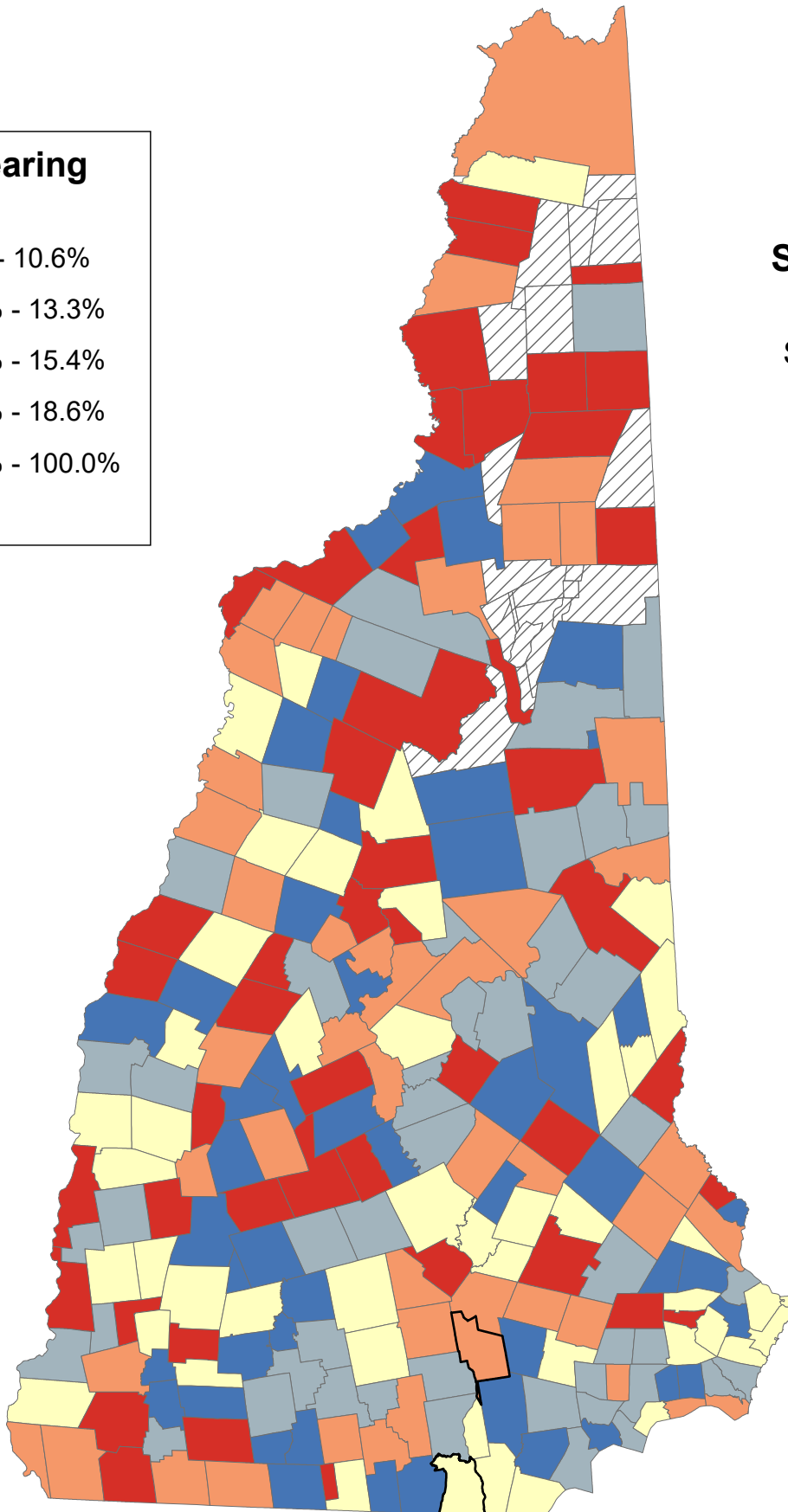


# Percentage of Population Age 65+ Years with Hearing Difficulty

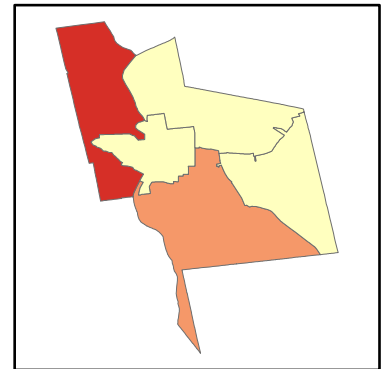


**State Average: 15.0%**

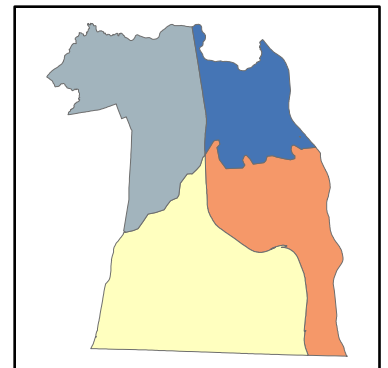
Source: ACS, 2012-2016



**Manchester Neighborhoods**



**Nashua Neighborhoods**



## % 65+ with Self-Reported Hearing Difficulty

Acworth	12.66%	Dalton	10.53%	Haverhill	14.88%	Nelson	23.01%	South Hampton	15.82%	<b>Manchester</b>	
Albany	21.01%	Danbury	13.55%	Hebron	17.41%	New Boston	15.44%	Springfield	15.57%	Central Manchester	13.88%
Alexandria	12.70%	Danville	15.68%	Henniker	12.39%	New Castle	14.01%	Stark	29.80%	Manchester: West	19.16%
Allenstown	14.98%	Deerfield	23.37%	Hill	17.24%	New Durham	14.70%	Stewartstown	23.74%	Manchester: South	17.20%
Alstead	13.65%	Deering	9.12%	Hillsborough	2.19%	New Hampton	16.62%	Stoddard	14.23%	Manchester: North	13.70%
Alton	7.74%	Derry	10.70%	Hinsdale	18.08%	New Ipswich	6.55%	Strafford	9.59%	Manchester: East	13.55%
Amherst	16.92%	Dorchester	17.07%	Holderness	14.29%	New London	10.61%	Stratford	24.36%		
Andover	22.71%	Dover	17.02%	Hollis	7.94%	Newbury	7.56%	Stratham	14.06%	<b>Nashua</b>	
Antrim	13.48%	Dublin	8.06%	Hooksett	18.64%	Newfields	20.32%	Sugar Hill	15.82%	Nashua: Zip 03060	18.03%
Ashland	27.41%	Dummer	18.75%	Hopkinton	12.31%	Newington	12.64%	Sullivan	14.73%	Nashua: Zip 03062	15.37%
Atkinson	8.59%	Dunbarton	15.77%	Hudson	14.56%	Newmarket	14.88%	Sunapee	18.65%	Nashua: Zip 03063	12.28%
Auburn	9.74%	Durham	8.34%	Jackson	5.64%	Newport	14.56%	Surry	13.02%	Nashua: Zip 03064	8.72%
Barnstead	22.41%	East Kingston	9.65%	Jaffrey	34.34%	Newton	14.81%	Sutton	17.06%		
Barrington	16.93%	Easton	10.26%	Jefferson	4.37%	North Hampton	15.19%	Swanzey	19.81%		
Bartlett	11.73%	Eaton	11.70%	Keene	16.64%	Northfield	13.06%	Tamworth	13.25%		
Bath	17.08%	Effingham	15.07%	Kensington	10.64%	Northumberland	25.50%	Temple	4.81%		
Bedford	12.89%	Ellsworth	5.41%	Kingston	11.12%	Northwood	14.80%	Thornton	15.27%	<b>Unincorporated Places</b>	
Belmont	20.63%	Enfield	10.01%	Laconia	12.89%	Nottingham	11.43%	Tilton	10.91%	<i>Atkinson and Gilmanton Academy Grant</i>	
Bennington	8.87%	Epping	18.69%	Lancaster	7.72%	Orange	30.00%	Troy	13.08%	<i>Bean's Grant</i>	
Benton	8.75%	Epsum	14.23%	Landaff	14.95%	Orford	15.81%	Tuftonboro	12.97%	<i>Bean's Purchase</i>	
Berlin	17.56%	Errol	11.83%	Langdon	12.70%	Ossipee	32.84%	Unity	14.04%	<i>Cambridge</i>	
Bethlehem	10.86%	Exeter	15.23%	Lebanon	21.53%	Pelham	14.07%	Wakefield	13.99%	<i>Chandler's Purchase</i>	
Boscawen	10.56%	Farmington	13.19%	Lee	7.54%	Pembroke	14.63%	Walpole	23.10%	<i>Crawford's Purchase</i>	
Bow	20.88%	Fitzwilliam	16.74%	Lempster	26.29%	Peterborough	12.33%	Warner	22.87%	<i>Cutt's Grant</i>	
Bradford	20.87%	Francestown	13.04%	Lincoln	22.11%	Piermont	15.98%	Warren	13.04%	<i>Dix's Grant</i>	
Brentwood	12.50%	Franconia	11.31%	Lisbon	17.77%	Pittsburg	17.80%	Washington	10.36%	<i>Dixville</i>	
Bridgewater	17.72%	Franklin	17.67%	Litchfield	15.37%	Pittsfield	15.83%	Waterville Valley	7.84%	<i>Erving's Location</i>	
Bristol	8.89%	Freedom	18.06%	Littleton	21.46%	Plainfield	5.74%	Weare	13.38%	<i>Green's Grant</i>	
Brookfield	8.52%	Fremont	11.78%	Londonderry	9.44%	Plaisow	11.93%	Webster	19.54%	<i>Hadley's Purchase</i>	
Brookline	9.79%	Gilford	11.70%	Loudon	15.70%	Plymouth	33.20%	Wentworth	14.53%	<i>Kilkenny</i>	
Campton	20.69%	Gilmanton	7.35%	Lyman	18.52%	Portsmouth	14.39%	Westmoreland	12.21%	<i>Livermore</i>	
Canaan	14.81%	Gilsum	30.63%	Lyme	11.39%	Randolph	17.48%	Whitefield	21.17%	<i>Low and Burbank's Grant</i>	
Candia	16.98%	Goffstown	16.58%	Lyndeborough	10.74%	Raymond	15.83%	Wilmot	8.93%	<i>Martin's Location</i>	
Canterbury	12.18%	Gorham	18.43%	Madbury	15.17%	Richmond	33.33%	Wilton	18.06%	<i>Millsfield</i>	
Carroll	15.64%	Goshen	18.64%	Madison	11.63%	Rindge	18.30%	Winchester	17.86%	<i>Odell</i>	
Center Harbor	12.77%	Grafton	30.73%	Manchester	16.85%	Rochester	17.18%	Windham	9.68%	<i>Pinkham's Grant</i>	
Charlestown	20.64%	Grantham	15.40%	Marlborough	10.03%	Rollinsford	9.82%	Windsor	0.00%	<i>Sargent's Purchase</i>	
Chatham	12.33%	Greenfield	12.69%	Marlow	14.00%	Roxbury	5.56%	Wolfeboro	11.65%	<i>Second College Grant</i>	
Chester	13.45%	Greenland	9.52%	Mason	13.40%	Rumney	13.36%	Woodstock	27.86%	<i>Success</i>	
Chesterfield	15.45%	Greenville	20.99%	Meredith	16.86%	Rye	14.78%			<i>Thompson and Meserves Purchase</i>	
Chichester	4.75%	Groton	6.74%	Merrimack	12.22%	Salem	12.15%			<i>Wentworth's Location</i>	
Claremont	13.35%	Hale's Location	6.42%	Middleton	14.29%	Salisbury	7.62%				
Clarksville	14.29%	Hampstead	10.99%	Milan	25.00%	Sanbornton	15.38%				
Colebrook	19.38%	Hampton	12.60%	Milford	17.05%	Sandown	10.95%				
Columbia	15.85%	Hampton Falls	12.50%	Milton	21.54%	Sandwich	9.11%				
Concord	14.61%	Hancock	9.21%	Monroe	21.98%	Seabrook	17.57%				
Conway	17.28%	Hanover	19.61%	Mont Vernon	13.04%	Sharon	8.41%				
Cornish	12.80%	Harrisville	13.31%	Moultonborough	16.05%	Shelburne	21.15%				
Croydon	12.04%	Hart's Location	25.00%	Nashua	15.35%	Somersworth	18.68%				

## % 65+ with Self-Reported Hearing Difficulty (Ranked)

Jaffrey	34.34%	Rindge	18.30%	Thornton	15.27%	Tuftonboro	12.97%	Brookline	9.79%	<b>Manchester</b>	
Richmond	33.33%	Hinsdale	18.08%	Exeter	15.23%	Laconia	12.89%	Auburn	9.74%	Manchester: West	19.16%
Plymouth	33.20%	Wilton	18.06%	North Hampton	15.19%	Bedford	12.89%	Windham	9.68%	Manchester: South	17.20%
Ossipee	32.84%	Freedom	18.06%	Madbury	15.17%	Cornish	12.80%	East Kingston	9.65%	Central Manchester	13.88%
Grafton	30.73%	Winchester	17.86%	Effingham	15.07%	Center Harbor	12.77%	Strafford	9.59%	Manchester: North	13.70%
Gilsum	30.63%	Pittsburg	17.80%	Allens town	14.98%	Alexandria	12.70%	Greenland	9.52%	Manchester: East	13.55%
Orange	30.00%	Lisbon	17.77%	Landaff	14.95%	Langdon	12.70%	Londonderry	9.44%		
Stark	29.80%	Bridgewater	17.72%	Newmarket	14.88%	Greenfield	12.69%	Hancock	9.21%	<b>Nashua</b>	
Woodstock	27.86%	Franklin	17.67%	Haverhill	14.88%	Acworth	12.66%	Deering	9.12%	Nashua: Zip 03060	18.03%
Ashland	27.41%	Seabrook	17.57%	Newton	14.81%	Newington	12.64%	Sandwich	9.11%	Nashua: Zip 03062	15.37%
Lempster	26.29%	Berlin	17.56%	Canaan	14.81%	Hampton	12.60%	Wilmot	8.93%	Nashua: Zip 03063	12.28%
Northumberland	25.50%	Randolph	17.48%	Northwood	14.80%	Brentwood	12.50%	Bristol	8.89%	Nashua: Zip 03064	8.72%
Hart's Location	25.00%	Hebron	17.41%	Rye	14.78%	Hampton Falls	12.50%	Bennington	8.87%		
Milan	25.00%	Conway	17.28%	Sullivan	14.73%	Henniker	12.39%	Benton	8.75%		
Strafford	24.36%	Hill	17.24%	New Durham	14.70%	Chatham	12.33%	Atkinson	8.59%		
Stewartstown	23.74%	Rochester	17.18%	Pembroke	14.63%	Peterborough	12.33%	Brookfield	8.52%		
Deerfield	23.37%	Bath	17.08%	Concord	14.61%	Hopkinton	12.31%	Sharon	8.41%	<b>Unincorporated Places</b>	
Walpole	23.10%	Dorchester	17.07%	Hudson	14.56%	Merrimack	12.22%	Durham	8.34%	<i>Atkinson and Gilmanton Academy Grant</i>	
Nelson	23.01%	Sutton	17.06%	Newport	14.56%	Westmoreland	12.21%	Dublin	8.06%	<i>Bean's Grant</i>	
Warner	22.87%	Milford	17.05%	Wentworth	14.53%	Canterbury	12.18%	Hollis	7.94%	<i>Bean's Purchase</i>	
Andover	22.71%	Dover	17.02%	Portsmouth	14.39%	Salem	12.15%	Waterville Valley	7.84%	<i>Cambridge</i>	
Barnstead	22.41%	Candia	16.98%	Clarksville	14.29%	Croydon	12.04%	Alton	7.74%	<i>Chandler's Purchase</i>	
Lincoln	22.11%	Barrington	16.93%	Holderness	14.29%	Plaistow	11.93%	Roxbury	7.72%	<i>Crawford's Purchase</i>	
Monroe	21.98%	Amherst	16.92%	Middleton	14.29%	Errol	11.83%	Salisbury	7.62%	<i>Cutt's Grant</i>	
Milton	21.54%	Meredith	16.86%	Stoddard	14.23%	Fremont	11.78%	Newbury	7.56%	<i>Dix's Grant</i>	
Lebanon	21.53%	Manchester	16.85%	Epsom	14.23%	Bartlett	11.73%	Lee	7.54%	<i>Dixville</i>	
Littleton	21.46%	Fitzwilliam	16.74%	Pelham	14.07%	Eaton	11.70%	Gilmanton	7.35%	<i>Erving's Location</i>	
Whitefield	21.17%	Keene	16.64%	Stratham	14.06%	Gilford	11.70%	Groton	6.74%	<i>Green's Grant</i>	
Shelburne	21.15%	New Hampton	16.62%	Unity	14.04%	Wolfeboro	11.65%	New Ipswich	6.55%	<i>Hadley's Purchase</i>	
Albany	21.01%	Goffstown	16.58%	New Castle	14.01%	Madison	11.63%	Hale's Location	6.42%	<i>Kilkenny</i>	
Greenville	20.99%	Moultonborough	16.05%	Marlow	14.00%	Nottingham	11.43%	Plainfield	5.74%	<i>Livermore</i>	
Bow	20.88%	Piermont	15.98%	Wakefield	13.99%	Lyme	11.39%	Jackson	5.64%	<i>Low and Burbank's Grant</i>	
Bradford	20.87%	Columbia	15.85%	Alstead	13.65%	Franconia	11.31%	Roxbury	5.56%	<i>Martin's Location</i>	
Campton	20.69%	Raymond	15.83%	Danbury	13.55%	Kingston	11.12%	Ellsworth	5.41%	<i>Millsfield</i>	
Charlestown	20.64%	Pittsfield	15.83%	Antrim	13.48%	Hampstead	10.99%	Temple	4.81%	<i>Odell</i>	
Belmont	20.63%	South Hampton	15.82%	Chester	13.45%	Sandown	10.95%	Chichester	4.75%	<i>Pinkham's Grant</i>	
Newfields	20.32%	Sugar Hill	15.82%	Mason	13.40%	Tilton	10.91%	Jefferson	4.37%	<i>Sargent's Purchase</i>	
Swanzey	19.81%	Orford	15.81%	Wear	13.38%	Bethlehem	10.86%	Hillsborough	2.19%	<i>Second College Grant</i>	
Hanover	19.61%	Dunbarton	15.77%	Rumney	13.36%	Lyndeborough	10.74%	Windsor	0.00%	<i>Success</i>	
Webster	19.54%	Loudon	15.70%	Claremont	13.35%	Derry	10.70%			<i>Thompson and Meserves Purchase</i>	
Colebrook	19.38%	Danville	15.68%	Harrisville	13.31%	Kensington	10.64%			<i>Wentworth's Location</i>	
Dummer	18.75%	Carroll	15.64%	Tamworth	13.25%	New London	10.61%				
Epping	18.69%	Springfield	15.57%	Farmington	13.19%	Boscawen	10.56%				
Somersworth	18.68%	Chesterfield	15.45%	Troy	13.08%	Dalton	10.53%				
Sunapee	18.65%	New Boston	15.44%	Northfield	13.06%	Washington	10.36%				
Goshen	18.64%	Grantham	15.40%	Francetown	13.04%	Easton	10.26%				
Hooksett	18.64%	Sanbornton	15.38%	Mont Vernon	13.04%	Marlborough	10.03%				
Lyman	18.52%	Litchfield	15.37%	Warren	13.04%	Enfield	10.01%				
Gorham	18.43%	Nashua	15.35%	Surry	13.02%	Rollinsford	9.82%				