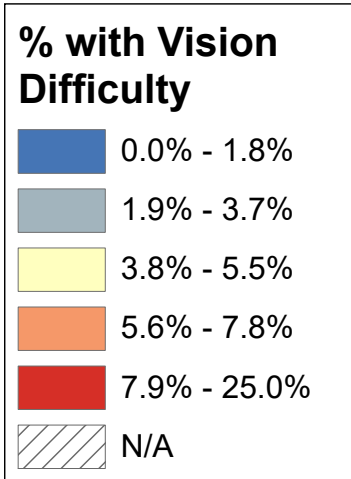
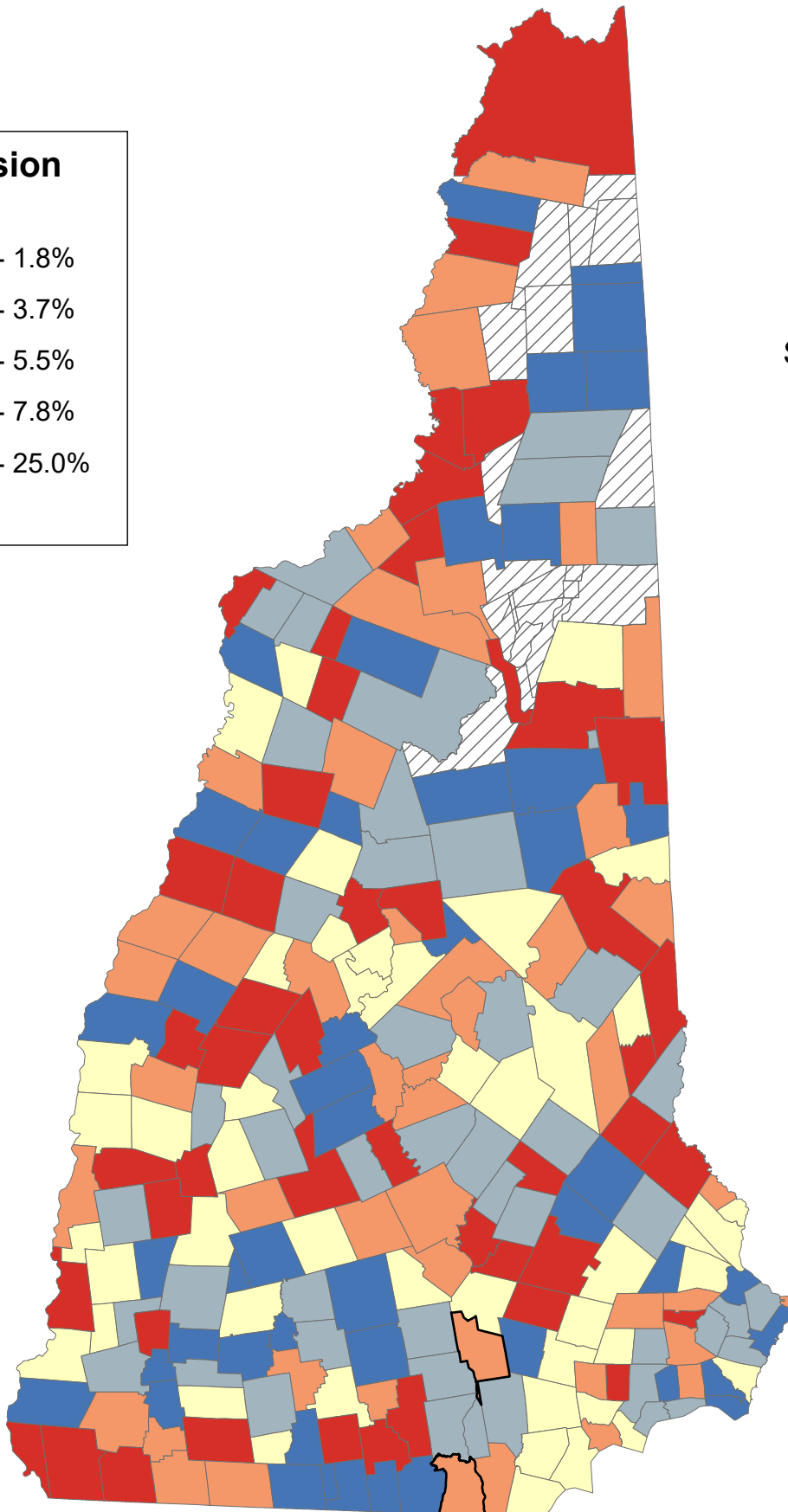


# Percentage of Population Age 65+ Years with Vision Difficulty

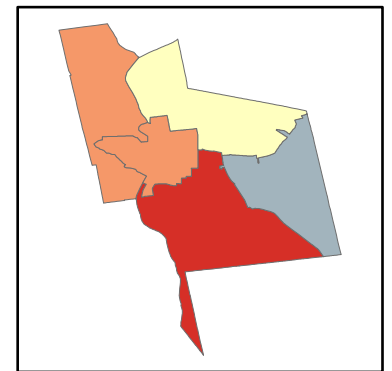


**State Average: 5.2%**

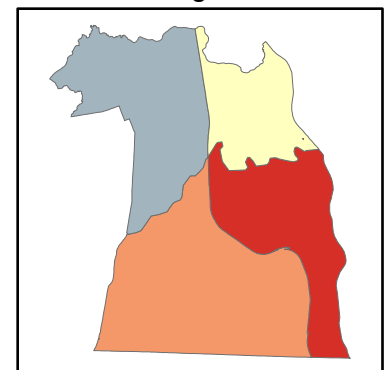
Source: ACS, 2012-2016



**Manchester Neighborhoods**



**Nashua Neighborhoods**



## % 65+ with Self-Reported Vision Difficulty

Acworth	2.53%	Dalton	7.29%	Haverhill	4.92%	Nelson	1.77%	South Hampton	1.90%	<b>Manchester</b>	
Albany	0.00%	Danbury	10.97%	Hebron	4.02%	New Boston	0.00%	Springfield	8.02%	Central Manchester	6.71%
Alexandria	5.82%	Danville	11.31%	Henniker	4.20%	New Castle	6.04%	Stark	11.26%	Manchester: West	6.64%
Allenstown	8.54%	Deerfield	11.49%	Hill	1.48%	New Durham	6.04%	Stewartstown	1.56%	Manchester: South	9.26%
Alstead	4.74%	Deering	1.95%	Hillsborough	0.00%	New Hampton	3.78%	Stoddard	2.37%	Manchester: North	4.16%
Alton	5.19%	Derry	3.78%	Hinsdale	9.28%	New Ipswich	0.00%	Strafford	1.37%	Manchester: East	2.88%
Amherst	9.06%	Dorchester	9.76%	Holderness	9.61%	New London	3.76%	Stratford	5.77%		
Andover	1.19%	Dover	4.55%	Hollis	1.67%	Newbury	4.62%	Stratham	3.44%	<b>Nashua</b>	
Antrim	4.94%	Dublin	4.40%	Hooksett	5.20%	Newfields	8.56%	Sugar Hill	8.67%	Nashua: Zip 03060	9.07%
Ashland	6.42%	Dummer	1.25%	Hopkinton	5.58%	Newington	1.15%	Sullivan	8.53%	Nashua: Zip 03062	5.49%
Atkinson	6.97%	Dunbarton	3.87%	Hudson	7.01%	Newmarket	5.97%	Sunapee	3.11%	Nashua: Zip 03063	3.70%
Auburn	1.49%	Durham	4.54%	Jackson	4.39%	Newport	4.93%	Surry	5.33%	Nashua: Zip 03064	4.70%
Barnstead	3.71%	East Kingston	1.49%	Jaffrey	9.26%	Newton	2.82%	Sutton	2.13%		
Barrington	2.79%	Easton	8.97%	Jefferson	1.09%	North Hampton	3.61%	Swanzey	7.58%		
Bartlett	7.82%	Eaton	0.00%	Keene	2.03%	Northfield	7.39%	Tamworth	0.00%		
Bath	1.67%	Effingham	7.53%	Kensington	5.47%	Northumberland	9.98%	Temple	1.60%		
Bedford	3.02%	Ellsworth	0.00%	Kingston	2.51%	Northwood	1.57%	Thornton	3.35%	<b>Unincorporated Places</b>	
Belmont	3.79%	Enfield	0.70%	Laconia	7.63%	Nottingham	4.54%	Tilton	6.08%	<i>Atkinson and Gilmanton Academy Grant</i>	
Bennington	1.48%	Epping	5.93%	Lancaster	8.95%	Orange	5.00%	Troy	7.27%	<i>Bean's Grant</i>	
Benton	2.50%	Epsom	2.51%	Landaff	3.74%	Orford	1.28%	Tuftonboro	5.58%	<i>Bean's Purchase</i>	
Berlin	2.01%	Errol	0.00%	Langdon	4.76%	Ossipee	13.92%	Unity	7.89%	<i>Cambridge</i>	
Bethlehem	6.41%	Exeter	6.34%	Lebanon	7.55%	Pelham	3.96%	Wakefield	8.06%	<i>Chandler's Purchase</i>	
Boscawen	10.99%	Farmington	10.61%	Lee	0.00%	Pembroke	8.48%	Walpole	10.96%	<i>Crawford's Purchase</i>	
Bow	6.18%	Fitzwilliam	6.56%	Lempster	14.29%	Peterborough	3.63%	Warner	9.98%	<i>Cutt's Grant</i>	
Bradford	5.80%	Francestown	2.37%	Lincoln	2.63%	Piermont	6.19%	Warren	12.42%	<i>Dix's Grant</i>	
Brentwood	1.89%	Franconia	0.00%	Lisbon	2.07%	Pittsburg	14.39%	Washington	5.18%	<i>Dixville</i>	
Bridgewater	3.80%	Franklin	6.91%	Litchfield	2.91%	Pittsfield	17.57%	Waterville Valley	0.00%	<i>Erving's Location</i>	
Bristol	4.27%	Freedom	4.31%	Littleton	2.59%	Plainfield	0.00%	Weare	0.00%	<i>Green's Grant</i>	
Brookfield	4.55%	Fremont	5.12%	Londonderry	2.31%	Plaisow	5.13%	Webster	2.98%	<i>Hadley's Purchase</i>	
Brookline	0.85%	Gilford	1.78%	Loudon	1.77%	Plymouth	10.25%	Wentworth	1.71%	<i>Kilkenny</i>	
Campton	2.84%	Gilmanton	4.66%	Lyman	3.70%	Portsmouth	2.74%	Westmoreland	3.82%	<i>Livermore</i>	
Canaan	6.95%	Gilsum	1.80%	Lyme	9.62%	Randolph	0.00%	Whitefield	10.20%	<i>Low and Burbank's Grant</i>	
Candia	8.28%	Goffstown	2.54%	Lyndeborough	4.91%	Raymond	4.77%	Wilmot	3.17%	<i>Martin's Location</i>	
Canterbury	3.05%	Gorham	7.30%	Madbury	3.93%	Richmond	15.43%	Wilton	8.54%	<i>Millsfield</i>	
Carroll	6.16%	Goshen	8.47%	Madison	5.92%	Rindge	7.81%	Winchester	9.78%	<i>Odell</i>	
Center Harbor	1.28%	Grafton	10.73%	Manchester	6.97%	Rochester	8.43%	Windham	4.06%	<i>Pinkham's Grant</i>	
Charlestown	7.13%	Grantham	9.17%	Marlborough	1.08%	Rollinsford	4.91%	Windsor	0.00%	<i>Sargent's Purchase</i>	
Chatham	6.85%	Greenfield	5.77%	Marlow	1.33%	Roxbury	0.00%	Wolfeboro	3.25%	<i>Second College Grant</i>	
Chester	4.37%	Greenland	2.56%	Mason	0.00%	Rumney	5.05%	Woodstock	5.71%	<i>Success</i>	
Chesterfield	1.56%	Greenville	0.00%	Meredith	7.28%	Rye	1.37%			<i>Thompson and Meserves Purchase</i>	
Chichester	3.69%	Groton	2.25%	Merrimack	2.74%	Salem	4.61%			<i>Wentworth's Location</i>	
Claremont	4.83%	Hale's Location	1.83%	Middleton	10.71%	Salisbury	1.43%				
Clarksville	5.71%	Hampstead	5.46%	Milan	3.70%	Sanbornton	2.31%				
Colebrook	8.91%	Hampton	4.48%	Milford	8.70%	Sandown	7.18%				
Columbia	5.49%	Hampton Falls	0.00%	Milton	2.98%	Sandwich	2.53%				
Concord	5.76%	Hancock	0.44%	Monroe	10.99%	Seabrook	1.43%				
Conway	8.14%	Hanover	6.33%	Mont Vernon	5.59%	Sharon	4.67%				
Cornish	4.84%	Harrisville	2.88%	Moultonborough	4.27%	Shelburne	1.92%				
Croydon	5.56%	Hart's Location	25.00%	Nashua	6.42%	Somersworth	6.82%				

## % 65+ with Self-Reported Vision Difficulty (Ranked)

Hart's Location	25.00%	Swanzy	7.58%	Washington	5.18%	Stratham	3.44%	Stewartstown	1.56%	<b>Manchester</b>	
Pittsfield	17.57%	Lebanon	7.55%	Plaistow	5.13%	Thornton	3.35%	Auburn	1.49%	Manchester: South	9.26%
Richmond	15.43%	Effingham	7.53%	Fremont	5.12%	Wolfeboro	3.25%	East Kingston	1.49%	Central Manchester	6.71%
Pittsburg	14.39%	Northfield	7.39%	Rumney	5.05%	Wilmot	3.17%	Bennington	1.48%	Manchester: West	6.64%
Lempster	14.29%	Gorham	7.30%	Orange	5.00%	Sunapee	3.11%	Hill	1.48%	Manchester: North	4.16%
Ossipee	13.92%	Dalton	7.29%	Antrim	4.94%	Canterbury	3.05%	Seabrook	1.43%	Manchester: East	2.88%
Warren	12.42%	Meredith	7.28%	Newport	4.93%	Bedford	3.02%	Salisbury	1.43%		
Deerfield	11.49%	Troy	7.27%	Haverhill	4.92%	Webster	2.98%	Rye	1.37%	<b>Nashua</b>	
Danville	11.31%	Sandown	7.18%	Rollinsford	4.91%	Milton	2.98%	Strafford	1.37%	Nashua: Zip 03060	9.07%
Stark	11.26%	Charlestown	7.13%	Lyndeborough	4.91%	Litchfield	2.91%	Marlow	1.33%	Nashua: Zip 03062	5.49%
Boscawen	10.99%	Hudson	7.01%	Cornish	4.84%	Harrisville	2.88%	Orford	1.28%	Nashua: Zip 03064	4.70%
Monroe	10.99%	Manchester	6.97%	Claremont	4.83%	Campton	2.84%	Center Harbor	1.28%	Nashua: Zip 03063	3.70%
Danbury	10.97%	Atkinson	6.97%	Raymond	4.77%	Newton	2.82%	Dummer	1.25%		
Walpole	10.96%	Canaan	6.95%	Langdon	4.76%	Barrington	2.79%	Andover	1.19%		
Grafton	10.73%	Franklin	6.91%	Alstead	4.74%	Merrimack	2.74%	Newington	1.15%		
Middleton	10.71%	Chatham	6.85%	Sharon	4.67%	Portsmouth	2.74%	Jefferson	1.09%		
Farmington	10.61%	Somersworth	6.82%	Gilmanton	4.66%	Lincoln	2.63%	Marlborough	1.08%	<b>Unincorporated Places</b>	
Plymouth	10.25%	Fitzwilliam	6.56%	Newbury	4.62%	Littleton	2.59%	Brookline	0.85%	<i>Atkinson and Gilmanton Academy Grant</i>	
Whitefield	10.20%	Ashland	6.42%	Salem	4.61%	Greenland	2.56%	Enfield	0.70%	<i>Bean's Grant</i>	
Warner	9.98%	Nashua	6.42%	Dover	4.55%	Goffstown	2.54%	Hancock	0.44%	<i>Bean's Purchase</i>	
Northumberland	9.98%	Bethlehem	6.41%	Brookfield	4.55%	Acworth	2.53%	Albany	0.00%	<i>Cambridge</i>	
Winchester	9.78%	Exeter	6.34%	Durham	4.54%	Sandwich	2.53%	Eaton	0.00%	<i>Chandler's Purchase</i>	
Dorchester	9.76%	Hanover	6.33%	Nottingham	4.54%	Epsom	2.51%	Plainfield	0.00%	<i>Crawford's Purchase</i>	
Lyme	9.62%	Piermont	6.19%	Hampton	4.48%	Kingston	2.51%	Errol	0.00%	<i>Cutt's Grant</i>	
Holderness	9.61%	Bow	6.18%	Dublin	4.40%	Benton	2.50%	Franconia	0.00%	<i>Dix's Grant</i>	
Hinsdale	9.28%	Carroll	6.16%	Jackson	4.39%	Francestown	2.37%	Greenville	0.00%	<i>Dixville</i>	
Jaffrey	9.26%	Tilton	6.08%	Chester	4.37%	Stoddard	2.37%	Hampton Falls	0.00%	<i>Erving's Location</i>	
Grantham	9.17%	New Castle	6.04%	Freedom	4.31%	Londonerry	2.31%	Hillsborough	0.00%	<i>Green's Grant</i>	
Amherst	9.06%	New Durham	6.04%	Bristol	4.27%	Sanbornton	2.31%	Lee	0.00%	<i>Hadley's Purchase</i>	
Easton	8.97%	Newmarket	5.97%	Moultonborough	4.27%	Groton	2.25%	Mason	0.00%	<i>Kilkenny</i>	
Lancaster	8.95%	Epping	5.93%	Henniker	4.20%	Sutton	2.13%	New Boston	0.00%	<i>Livermore</i>	
Colebrook	8.91%	Madison	5.92%	Windham	4.06%	Lisbon	2.07%	New Ipswich	0.00%	<i>Low and Burbank's Grant</i>	
Milford	8.70%	Alexandria	5.82%	Hebron	4.02%	Keene	2.03%	Plainfield	0.00%	<i>Martin's Location</i>	
Sugar Hill	8.67%	Bradford	5.80%	Pelham	3.96%	Berlin	2.01%	Randolph	0.00%	<i>Millsfield</i>	
Newfields	8.56%	Greenfield	5.77%	Madbury	3.93%	Deering	1.95%	Roxbury	0.00%	<i>Odell</i>	
Wilton	8.54%	Stratford	5.77%	Dunbarton	3.87%	Shelburne	1.92%	Tamworth	0.00%	<i>Pinkham's Grant</i>	
Allenstown	8.54%	Concord	5.76%	Westmoreland	3.82%	South Hampton	1.90%	Waterville Valley	0.00%	<i>Sargent's Purchase</i>	
Sullivan	8.53%	Clarksville	5.71%	Bridgewater	3.80%	Brentwood	1.89%	Weare	0.00%	<i>Second College Grant</i>	
Pembroke	8.48%	Woodstock	5.71%	Belmont	3.79%	Hale's Location	1.83%	Windsor	0.00%	<i>Success</i>	
Goshen	8.47%	Mont Vernon	5.59%	Derry	3.78%	Gilsum	1.80%			<i>Thompson and Meserves Purchase</i>	
Rochester	8.43%	Tuftonboro	5.58%	New Hampton	3.78%	Gilford	1.78%			<i>Wentworth's Location</i>	
Candia	8.28%	Hopkinton	5.58%	New London	3.76%	Loudon	1.77%				
Conway	8.14%	Croydon	5.56%	Landaff	3.74%	Nelson	1.77%				
Wakefield	8.06%	Columbia	5.49%	Barnstead	3.71%	Wentworth	1.71%				
Springfield	8.02%	Kensington	5.47%	Lyman	3.70%	Hollis	1.67%				
Unity	7.89%	Hampstead	5.46%	Milan	3.70%	Bath	1.67%				
Bartlett	7.82%	Surry	5.33%	Chichester	3.69%	Temple	1.60%				
Rindge	7.81%	Hooksett	5.20%	Peterborough	3.63%	Northwood	1.57%				
Laconia	7.63%	Alton	5.19%	North Hampton	3.61%	Chesterfield	1.56%				