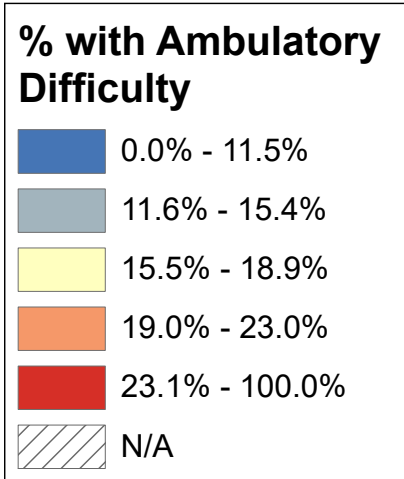
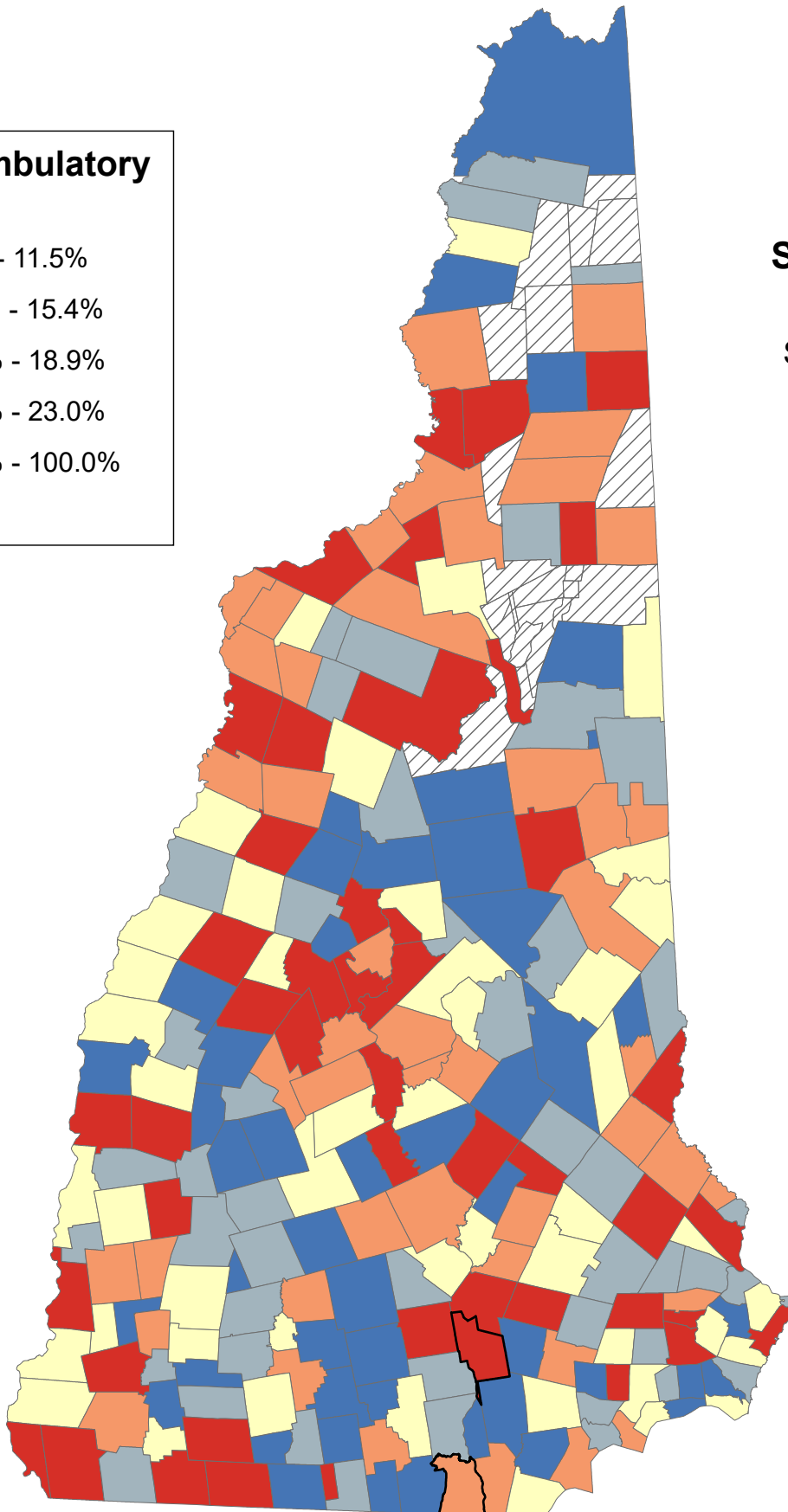


# Percentage of Population Age 65+ Years with Ambulatory Difficulty

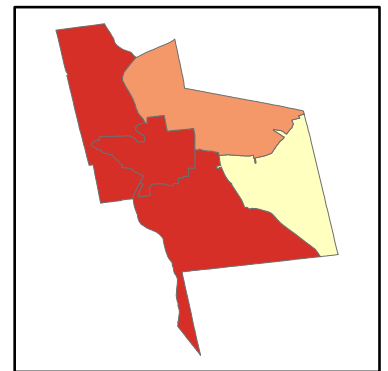


**State Average: 18.8%**

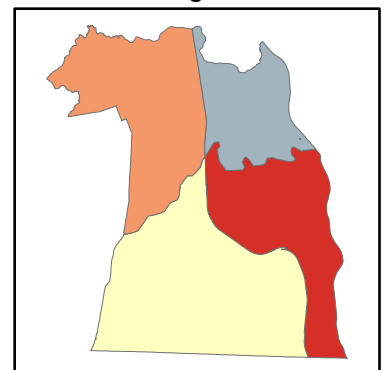
Source: ACS, 2012-2016



**Manchester Neighborhoods**



**Nashua Neighborhoods**



## % 65+ with Self-Reported Ambulatory Difficulty

|               |        |                 |        |                |        |                |        |                   |        |   |        |
|---------------|--------|-----------------|--------|----------------|--------|----------------|--------|-------------------|--------|---|--------|
| Acworth       | 17.30% | Dalton          | 22.67% | Haverhill      | 26.61% | Nelson         | 16.81% | South Hampton     | 5.06%  | <b>Manchester</b>                           |        |
| Albany        | 22.69% | Danbury         | 34.84% | Hebron         | 4.46%  | New Boston     | 4.44%  | Springfield       | 8.96%  | Central Manchester                          | 26.26% |
| Alexandria    | 26.19% | Danville        | 34.19% | Henniker       | 6.51%  | New Castle     | 14.84% | Stark             | 28.48% | Manchester: West                            | 24.12% |
| Allenstown    | 21.25% | Deerfield       | 17.82% | Hill           | 20.69% | New Durham     | 18.90% | Stewartstown      | 14.40% | Manchester: South                           | 23.26% |
| Alstead       | 20.89% | Deering         | 20.85% | Hillsborough   | 13.90% | New Hampton    | 23.93% | Stoddard          | 15.42% | Manchester: North                           | 19.08% |
| Alton         | 9.63%  | Derry           | 18.92% | Hinsdale       | 25.63% | New Ipswich    | 8.18%  | Strafford         | 14.48% | Manchester: East                            | 15.97% |
| Amherst       | 16.51% | Dorchester      | 17.07% | Holderness     | 17.66% | New London     | 12.94% | Stratford         | 19.87% |   |        |
| Andover       | 19.66% | Dover           | 23.83% | Hollis         | 4.85%  | Newbury        | 8.40%  | Stratham          | 15.63% | <b>Nashua</b>                               |        |
| Antrim        | 14.16% | Dublin          | 12.45% | Hooksett       | 23.29% | Newfields      | 22.99% | Sugar Hill        | 12.76% | Nashua: Zip 03060                           | 26.24% |
| Ashland       | 28.40% | Dummer          | 7.50%  | Hopkinton      | 19.81% | Newington      | 13.79% | Sullivan          | 22.48% | Nashua: Zip 03062                           | 17.01% |
| Atkinson      | 13.16% | Dunbarton       | 14.29% | Hudson         | 20.17% | Newmarket      | 20.41% | Sunapee           | 3.92%  | Nashua: Zip 03063                           | 19.46% |
| Auburn        | 5.94%  | Durham          | 14.37% | Jackson        | 3.45%  | Newport        | 28.48% | Surry             | 16.57% | Nashua: Zip 03064                           | 12.68% |
| Barnstead     | 13.76% | East Kingston   | 12.62% | Jaffrey        | 25.49% | Newton         | 15.87% | Sutton            | 4.03%  |   |        |
| Barrington    | 25.95% | Easton          | 15.38% | Jefferson      | 20.22% | North Hampton  | 18.91% | Swanzey           | 21.02% |   |        |
| Bartlett      | 13.04% | Eaton           | 21.28% | Keene          | 23.66% | Northfield     | 18.38% | Tamworth          | 22.97% |   |        |
| Bath          | 21.25% | Effingham       | 16.10% | Kensington     | 8.81%  | Northumberland | 30.38% | Temple            | 14.74% |   |        |
| Bedford       | 15.06% | Ellsworth       | 5.41%  | Kingston       | 18.84% | Northwood      | 16.85% | Thornton          | 14.90% | <b>Unincorporated Places</b>                |        |
| Belmont       | 19.75% | Enfield         | 11.41% | Laconia        | 18.63% | Nottingham     | 13.61% | Tilton            | 21.11% | <i>Atkinson and Gilmanton Academy Grant</i> |        |
| Bennington    | 17.24% | Epping          | 23.27% | Lancaster      | 18.95% | Orange         | 17.50% | Troy              | 15.41% | <i>Bean's Grant</i>                         |        |
| Benton        | 30.00% | Epsom           | 20.64% | Landaff        | 19.63% | Orford         | 18.80% | Tuftonboro        | 12.37% | <i>Bean's Purchase</i>                      |        |
| Berlin        | 20.71% | Errol           | 19.35% | Langdon        | 13.49% | Ossipee        | 20.72% | Unity             | 15.35% | <i>Cambridge</i>                            |        |
| Bethlehem     | 19.50% | Exeter          | 25.67% | Lebanon        | 17.80% | Pelham         | 17.29% | Wakefield         | 12.51% | <i>Chandler's Purchase</i>                  |        |
| Boscawen      | 28.23% | Farmington      | 22.75% | Lee            | 12.28% | Pembroke       | 17.82% | Walpole           | 25.88% | <i>Crawford's Purchase</i>                  |        |
| Bow           | 16.31% | Fitzwilliam     | 23.08% | Lempster       | 24.57% | Peterborough   | 15.75% | Warner            | 17.46% | <i>Cutt's Grant</i>                         |        |
| Bradford      | 12.46% | Francestown     | 8.70%  | Lincoln        | 30.53% | Piermont       | 19.59% | Warren            | 21.12% | <i>Dix's Grant</i>                          |        |
| Brentwood     | 12.50% | Franconia       | 14.13% | Lisbon         | 18.18% | Pittsburg      | 10.61% | Washington        | 12.75% | <i>Dixville</i>                             |        |
| Bridgewater   | 21.52% | Franklin        | 26.46% | Litchfield     | 9.09%  | Pittsfield     | 24.52% | Waterville Valley | 0.00%  | <i>Erving's Location</i>                    |        |
| Bristol       | 28.03% | Freedom         | 17.25% | Littleton      | 28.03% | Plainfield     | 17.00% | Weare             | 10.12% | <i>Green's Grant</i>                        |        |
| Brookfield    | 9.66%  | Fremont         | 16.90% | Londonderry    | 11.35% | Plaistow       | 20.51% | Webster           | 5.30%  | <i>Hadley's Purchase</i>                    |        |
| Brookline     | 5.11%  | Gilford         | 15.02% | Loudon         | 40.61% | Plymouth       | 37.22% | Wentworth         | 23.50% | <i>Kilkenny</i>                             |        |
| Campton       | 9.13%  | Gilmanton       | 3.31%  | Lyman          | 22.96% | Portsmouth     | 16.08% | Westmoreland      | 17.56% | <i>Livermore</i>                            |        |
| Canaan        | 31.08% | Gilsum          | 8.11%  | Lyme           | 13.42% | Randolph       | 14.69% | Whitefield        | 30.10% | <i>Low and Burbank's Grant</i>              |        |
| Candia        | 23.19% | Goffstown       | 23.86% | Lyndeborough   | 9.51%  | Raymond        | 14.46% | Wilmot            | 20.46% | <i>Martin's Location</i>                    |        |
| Canterbury    | 9.14%  | Gorham          | 31.39% | Madbury        | 15.73% | Richmond       | 12.35% | Wilton            | 11.49% | <i>Millsfield</i>                           |        |
| Carroll       | 16.59% | Goshen          | 15.25% | Madison        | 19.59% | Rindge         | 23.15% | Winchester        | 27.48% | <i>Odell</i>                                |        |
| Center Harbor | 11.91% | Grafton         | 32.68% | Manchester     | 24.31% | Rochester      | 21.46% | Windham           | 10.27% | <i>Pinkham's Grant</i>                      |        |
| Charlestown   | 15.97% | Grantham        | 15.40% | Marlborough    | 11.11% | Rollinsford    | 15.25% | Windsor           | 6.00%  | <i>Sargent's Purchase</i>                   |        |
| Chatham       | 16.44% | Greenfield      | 20.00% | Marlow         | 20.00% | Roxbury        | 13.89% | Wolfeboro         | 16.84% | <i>Second College Grant</i>                 |        |
| Chester       | 19.16% | Greenland       | 8.10%  | Mason          | 15.31% | Rumney         | 11.19% | Woodstock         | 17.14% | <i>Success</i>                              |        |
| Chesterfield  | 18.44% | Greenville      | 25.31% | Meredith       | 17.70% | Rye            | 28.61% |                   |        | <i>Thompson and Meserves Purchase</i>       |        |
| Chichester    | 4.75%  | Groton          | 12.36% | Merrimack      | 14.80% | Salem          | 21.16% |                   |        | <i>Wentworth's Location</i>                 |        |
| Claremont     | 26.61% | Hale's Location | 1.83%  | Middleton      | 22.45% | Salisbury      | 18.57% |                   |        |   |        |
| Clarksville   | 14.29% | Hampstead       | 13.16% | Milan          | 22.69% | Sanbornton     | 19.81% |                   |        |   |        |
| Colebrook     | 15.59% | Hampton         | 13.98% | Milford        | 22.81% | Sandown        | 9.16%  |                   |        |   |        |
| Columbia      | 10.37% | Hampton Falls   | 9.17%  | Milton         | 29.95% | Sandwich       | 9.37%  |                   |        |   |        |
| Concord       | 21.83% | Hancock         | 14.04% | Monroe         | 21.98% | Seabrook       | 17.16% |                   |        |   |        |
| Conway        | 13.58% | Hanover         | 16.67% | Mont Vernon    | 7.76%  | Sharon         | 8.41%  |                   |        |   |        |
| Cornish       | 8.30%  | Harrisville     | 9.35%  | Moultonborough | 6.74%  | Shelburne      | 20.19% |                   |        |   |        |
| Croydon       | 18.52% | Hart's Location | 25.00% | Nashua         | 20.55% | Somersworth    | 22.49% |                   |        |   |        |

## % 65+ with Self-Reported Ambulatory Difficulty (Ranked)

|                 |        |               |        |              |        |               |        |                   |       |   |        |
|-----------------|--------|---------------|--------|--------------|--------|---------------|--------|-------------------|-------|---|--------|
| Loudon          | 40.61% | Albany        | 22.69% | Laconia      | 18.63% | Gilford       | 15.02% | Brookfield        | 9.66% | <b>Manchester</b>                           |        |
| Plymouth        | 37.22% | Milan         | 22.69% | Salisbury    | 18.57% | Thornton      | 14.90% | Alton             | 9.63% | Central Manchester                          | 26.26% |
| Danbury         | 34.84% | Dalton        | 22.67% | Croydon      | 18.52% | New Castle    | 14.84% | Lyndeborough      | 9.51% | Manchester: West                            | 24.12% |
| Danville        | 34.19% | Somersworth   | 22.49% | Chesterfield | 18.44% | Merrimack     | 14.80% | Sandwich          | 9.37% | Manchester: South                           | 23.26% |
| Grafton         | 32.68% | Sullivan      | 22.48% | Northfield   | 18.38% | Temple        | 14.74% | Harrisville       | 9.35% | Manchester: North                           | 19.08% |
| Gorham          | 31.39% | Middleton     | 22.45% | Lisbon       | 18.18% | Randolph      | 14.69% | Hampton Falls     | 9.17% | Manchester: East                            | 15.97% |
| Canaan          | 31.08% | Monroe        | 21.98% | Deerfield    | 17.82% | Strafford     | 14.48% | Sandown           | 9.16% |   |        |
| Lincoln         | 30.53% | Concord       | 21.83% | Pembroke     | 17.82% | Raymond       | 14.46% | Canterbury        | 9.14% | <b>Nashua</b>                               |        |
| Northumberland  | 30.38% | Bridgewater   | 21.52% | Lebanon      | 17.80% | Stewartstown  | 14.40% | Campton           | 9.13% | Nashua: Zip 03060                           | 26.24% |
| Whitefield      | 30.10% | Rochester     | 21.46% | Meredith     | 17.70% | Durham        | 14.37% | Litchfield        | 9.09% | Nashua: Zip 03063                           | 19.46% |
| Benton          | 30.00% | Eaton         | 21.28% | Holderness   | 17.66% | Clarksville   | 14.29% | Springfield       | 8.96% | Nashua: Zip 03062                           | 17.01% |
| Milton          | 29.95% | Allenstown    | 21.25% | Westmoreland | 17.56% | Dunbarton     | 14.29% | Kensington        | 8.81% | Nashua: Zip 03064                           | 12.68% |
| Rye             | 28.61% | Bath          | 21.25% | Orange       | 17.50% | Antrim        | 14.16% | Francestown       | 8.70% |   |        |
| Newport         | 28.48% | Salem         | 21.16% | Warner       | 17.46% | Franconia     | 14.13% | Sharon            | 8.41% |   |        |
| Stark           | 28.48% | Warren        | 21.12% | Acworth      | 17.30% | Hancock       | 14.04% | Newbury           | 8.40% |   |        |
| Ashland         | 28.40% | Tilton        | 21.11% | Pelham       | 17.29% | Hampton       | 13.98% | Cornish           | 8.30% |   |        |
| Boscawen        | 28.23% | Swanzey       | 21.02% | Freedom      | 17.25% | Hillsborough  | 13.90% | New Ipswich       | 8.18% | <b>Unincorporated Places</b>                |        |
| Bristol         | 28.03% | Alstead       | 20.89% | Bennington   | 17.24% | Roxbury       | 13.89% | Gilsum            | 8.11% | <i>Atkinson and Gilmanton Academy Grant</i> |        |
| Littleton       | 28.03% | Deering       | 20.85% | Seabrook     | 17.16% | Newington     | 13.79% | Greenland         | 8.10% | <i>Bean's Grant</i>                         |        |
| Winchester      | 27.48% | Ossipee       | 20.72% | Woodstock    | 17.14% | Barnstead     | 13.76% | Mont Vernon       | 7.76% | <i>Bean's Purchase</i>                      |        |
| Haverhill       | 26.61% | Berlin        | 20.71% | Dorchester   | 17.07% | Nottingham    | 13.61% | Dummer            | 7.50% | <i>Cambridge</i>                            |        |
| Claremont       | 26.61% | Hill          | 20.69% | Plainfield   | 17.00% | Conway        | 13.58% | Moultonborough    | 6.74% | <i>Chandler's Purchase</i>                  |        |
| Franklin        | 26.46% | Epsom         | 20.64% | Fremont      | 16.90% | Langdon       | 13.49% | New Boston        | 6.51% | <i>Crawford's Purchase</i>                  |        |
| Alexandria      | 26.19% | Nashua        | 20.55% | Northwood    | 16.85% | Lyme          | 13.42% | Windsor           | 6.00% | <i>Cutt's Grant</i>                         |        |
| Barrington      | 25.95% | Plaistow      | 20.51% | Wolfeboro    | 16.84% | Hampstead     | 13.16% | Auburn            | 5.94% | <i>Dix's Grant</i>                          |        |
| Walpole         | 25.88% | Wilmot        | 20.46% | Nelson       | 16.81% | Atkinson      | 13.16% | Ellsworth         | 5.41% | <i>Dixville</i>                             |        |
| Exeter          | 25.67% | Newmarket     | 20.41% | Hanover      | 16.67% | Bartlett      | 13.04% | Webster           | 5.30% | <i>Erving's Location</i>                    |        |
| Hinsdale        | 25.63% | Jefferson     | 20.22% | Carroll      | 16.59% | New London    | 12.94% | Brookline         | 5.11% | <i>Green's Grant</i>                        |        |
| Jaffrey         | 25.49% | Shelburne     | 20.19% | Surry        | 16.57% | Sugar Hill    | 12.76% | South Hampton     | 5.06% | <i>Hadley's Purchase</i>                    |        |
| Greenville      | 25.31% | Hudson        | 20.17% | Amherst      | 16.51% | Washington    | 12.75% | Hollis            | 4.85% | <i>Kilkenny</i>                             |        |
| Hart's Location | 25.00% | Greenfield    | 20.00% | Chatham      | 16.44% | East Kingston | 12.62% | Chichester        | 4.75% | <i>Livermore</i>                            |        |
| Lempster        | 24.57% | Marlow        | 20.00% | Bow          | 16.31% | Wakefield     | 12.51% | Hebron            | 4.46% | <i>Low and Burbank's Grant</i>              |        |
| Pittsfield      | 24.52% | Stratford     | 19.87% | Effingham    | 16.10% | Brentwood     | 12.50% | New Boston        | 4.44% | <i>Martin's Location</i>                    |        |
| Manchester      | 24.31% | Sanbornton    | 19.81% | Portsmouth   | 16.08% | Bradford      | 12.46% | Sutton            | 4.03% | <i>Millsfield</i>                           |        |
| New Hampton     | 23.93% | Hopkinton     | 19.81% | Charlestown  | 15.97% | Dublin        | 12.45% | Sunapee           | 3.92% | <i>Odell</i>                                |        |
| Goffstown       | 23.86% | Belmont       | 19.75% | Newton       | 15.87% | Tuftonboro    | 12.37% | Jackson           | 3.45% | <i>Pinkham's Grant</i>                      |        |
| Dover           | 23.83% | Andover       | 19.66% | Peterborough | 15.75% | Groton        | 12.36% | Gilmanton         | 3.31% | <i>Sargent's Purchase</i>                   |        |
| Keene           | 23.66% | Landaff       | 19.63% | Madbury      | 15.73% | Richmond      | 12.35% | Hale's Location   | 1.83% | <i>Second College Grant</i>                 |        |
| Wentworth       | 23.50% | Madison       | 19.59% | Stratham     | 15.63% | Lee           | 12.28% | Waterville Valley | 0.00% | <i>Success</i>                              |        |
| Hooksett        | 23.29% | Piermont      | 19.59% | Colebrook    | 15.59% | Center Harbor | 11.91% |                   |       | <i>Thompson and Meserves Purchase</i>       |        |
| Epping          | 23.27% | Bethlehem     | 19.50% | Stoddard     | 15.42% | Wilton        | 11.49% |                   |       | <i>Wentworth's Location</i>                 |        |
| Candia          | 23.19% | Errol         | 19.35% | Troy         | 15.41% | Enfield       | 11.41% |                   |       |   |        |
| Rindge          | 23.15% | Chester       | 19.16% | Grantham     | 15.40% | Londonderry   | 11.35% |                   |       |   |        |
| Fitzwilliam     | 23.08% | Lancaster     | 18.95% | Easton       | 15.38% | Rumney        | 11.19% |                   |       |   |        |
| Newfields       | 22.99% | Derry         | 18.92% | Unity        | 15.35% | Marlborough   | 11.11% |                   |       |   |        |
| Tamworth        | 22.97% | North Hampton | 18.91% | Mason        | 15.31% | Pittsburg     | 10.61% |                   |       |   |        |
| Lyman           | 22.96% | New Durham    | 18.90% | Goshen       | 15.25% | Columbia      | 10.37% |                   |       |   |        |
| Milford         | 22.81% | Kingston      | 18.84% | Rollinsford  | 15.25% | Windham       | 10.27% |                   |       |   |        |
| Farmington      | 22.75% | Orford        | 18.80% | Bedford      | 15.06% | Weare         | 10.12% |                   |       |   |        |