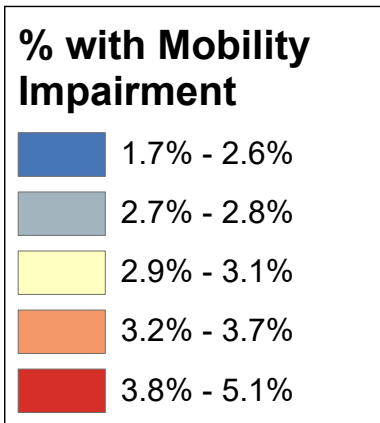
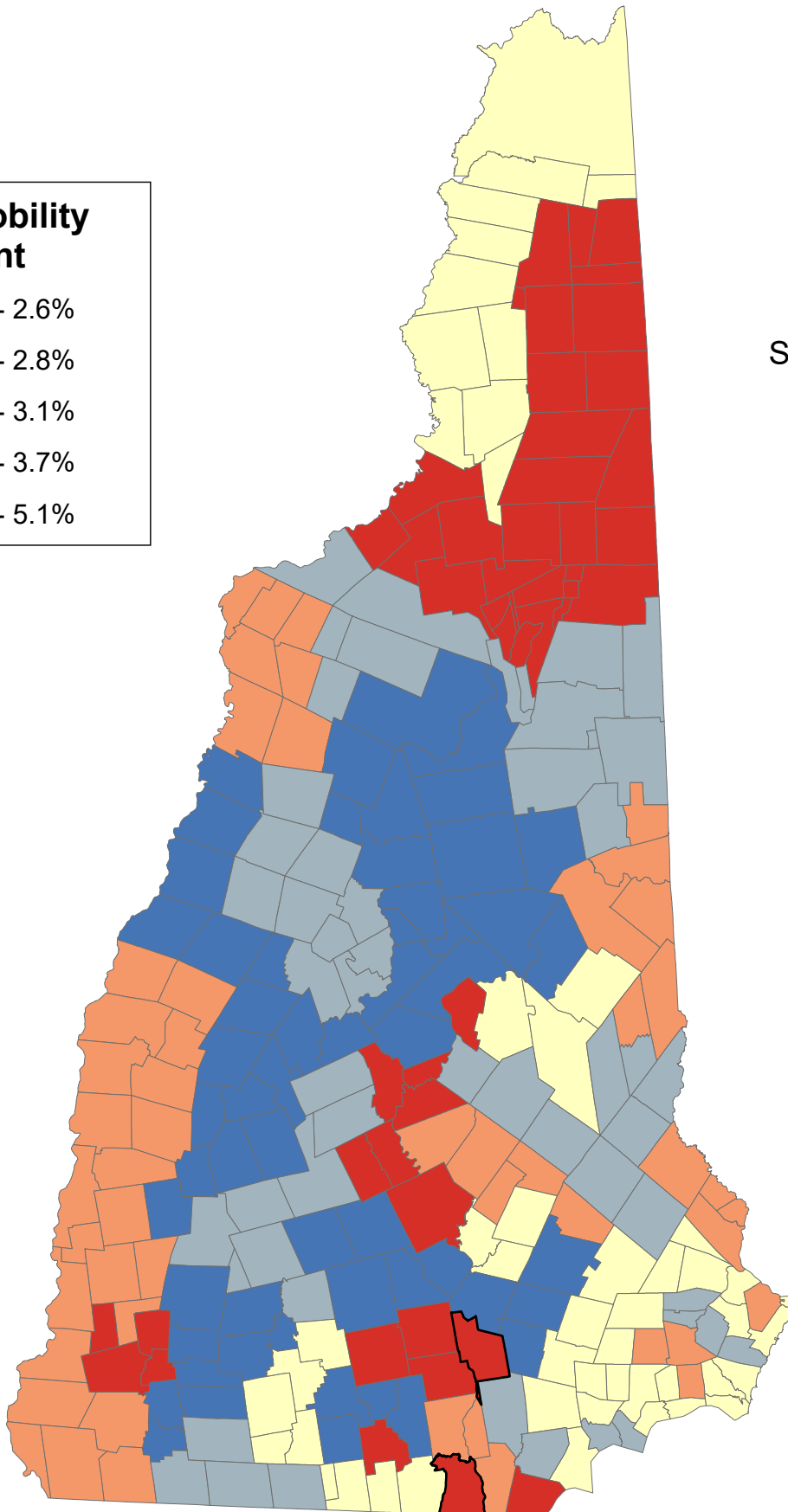


# Percentage of Medicare Beneficiaries Age 65+ Years Ever Diagnosed with Mobility Impairment

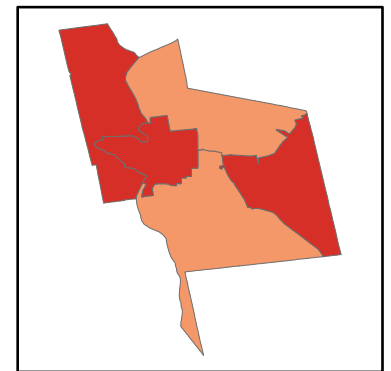


**State Average: 3.2%**

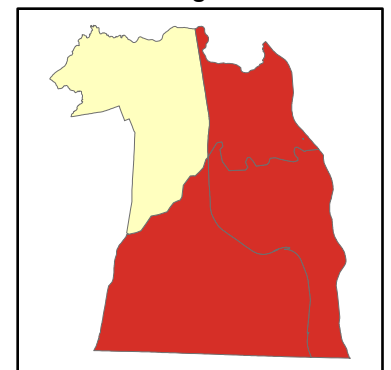
Source: CMS, 2014, 2015



**Manchester Neighborhoods**



**Nashua Neighborhoods**



## % 65+ with Clinical Diagnosis of Mobility Impairments

Acworth	3.65%	Dalton	3.82%	Haverhill	3.45%	Nelson	2.51%	South Hampton	2.98%	<b>Manchester</b>	
Albany	2.75%	Danbury	2.19%	Hebron	2.67%	New Boston	3.66%	Springfield	2.13%	Central Manchester	5.06%
Alexandria	2.67%	Danville	3.01%	Henniker	2.50%	New Castle	2.90%	Stark	3.02%	Manchester: West	3.84%
Allenstown	3.05%	Deerfield	2.22%	Hill	2.19%	New Durham	2.75%	Stewartstown	3.02%	Manchester: South	3.43%
Alstead	3.65%	Deering	2.70%	Hillsborough	2.70%	New Hampton	2.19%	Stoddard	2.51%	Manchester: North	3.31%
Alton	3.08%	Derry	3.03%	Hinsdale	3.56%	New Ipswich	2.72%	Strafford	2.75%	Manchester: East	3.73%
Amherst	2.43%	Dorchester	2.67%	Holderness	1.69%	New London	2.13%	Stratford	3.02%		
Andover	2.70%	Dover	3.61%	Hollis	2.90%	Newbury	2.56%	Stratham	2.76%	<b>Nashua</b>	
Antrim	2.51%	Dublin	2.51%	Hooksett	2.22%	Newfields	2.76%	Sugar Hill	2.70%	Nashua: Zip 03060	4.62%
Ashland	1.69%	Dummer	3.81%	Hopkinton	2.50%	Newington	2.90%	Sullivan	4.22%	Nashua: Zip 03062	4.53%
Atkinson	2.65%	Dunbarton	2.50%	Hudson	3.27%	Newmarket	2.76%	Sunapee	2.56%	Nashua: Zip 03063	3.02%
Auburn	2.22%	Durham	2.78%	Jackson	2.75%	Newport	3.43%	Surry	4.22%	Nashua: Zip 03064	4.03%
Barnstead	2.70%	East Kingston	2.98%	Jaffrey	2.72%	Newton	2.98%	Sutton	2.56%		
Barrington	2.75%	Easton	2.70%	Jefferson	3.82%	North Hampton	2.76%	Swanzey	3.56%		
Bartlett	2.75%	Eaton	3.37%	Keene	4.22%	Northfield	3.78%	Tamworth	1.89%		
Bath	3.45%	Effingham	3.37%	Kensington	3.53%	Northumberland	3.02%	Temple	3.01%		
Bedford	3.87%	Ellsworth	1.69%	Kingston	2.98%	Northwood	3.56%	Thornton	1.69%	<b>Unincorporated Places</b>	
Belmont	2.70%	Enfield	3.31%	Laconia	4.06%	Nottingham	3.04%	Tilton	3.78%	<i>Atkinson and Gilmanton Academy Grant</i>	
Bennington	2.51%	Epping	3.04%	Lancaster	3.82%	Orange	2.58%	Troy	2.51%	<i>Bean's Grant</i>	
Benton	3.45%	Epsom	3.05%	Landaff	3.45%	Orford	2.58%	Tuftonboro	1.89%	<i>Bean's Purchase</i>	
Berlin	3.81%	Errol	3.81%	Langdon	3.65%	Ossipee	3.37%	Unity	3.43%	<i>Cambridge</i>	
Bethlehem	2.70%	Exeter	3.53%	Lebanon	3.31%	Pelham	3.86%	Wakefield	3.37%	<i>Chandler's Purchase</i>	
Boscawen	4.24%	Farmington	2.75%	Lee	2.78%	Pembroke	3.05%	Walpole	3.65%	<i>Crawford's Purchase</i>	
Bow	2.50%	Fitzwilliam	2.72%	Lempster	2.56%	Peterborough	3.01%	Warner	2.70%	<i>Cutt's Grant</i>	
Bradford	2.70%	Francestown	3.01%	Lincoln	1.69%	Piermont	2.58%	Warren	2.67%	<i>Dix's Grant</i>	
Brentwood	3.53%	Franconia	2.70%	Lisbon	3.45%	Pittsburg	3.02%	Washington	2.70%	<i>Dixville</i>	
Bridgewater	2.67%	Franklin	3.78%	Litchfield	3.31%	Pittsfield	3.56%	Waterville Valley	1.69%	<i>Erving's Location</i>	
Bristol	2.67%	Freedom	3.37%	Littleton	2.70%	Plainfield	3.31%	Weare	2.50%	<i>Green's Grant</i>	
Brookfield	3.37%	Fremont	3.04%	Londonderry	2.61%	Plaisow	2.65%	Webster	4.24%	<i>Hadley's Purchase</i>	
Brookline	2.90%	Gilford	3.08%	Loudon	3.56%	Plymouth	2.67%	Wentworth	2.67%	<i>Kilkenny</i>	
Campton	1.69%	Gilmanton	2.70%	Lyman	3.45%	Portsmouth	3.27%	Westmoreland	3.65%	<i>Livermore</i>	
Canaan	2.58%	Gilsum	3.65%	Lyme	2.58%	Randolph	3.82%	Whitefield	3.82%	<i>Low and Burbank's Grant</i>	
Candia	2.22%	Goffstown	3.66%	Lyndeborough	2.43%	Raymond	3.04%	Wilmot	2.13%	<i>Martin's Location</i>	
Canterbury	3.56%	Gorham	3.81%	Madbury	2.78%	Richmond	3.56%	Wilton	2.43%	<i>Millsfield</i>	
Carroll	3.82%	Goshen	2.56%	Madison	2.75%	Rindge	2.72%	Winchester	3.56%	<i>Odell</i>	
Center Harbor	2.19%	Grafton	2.58%	Manchester	3.83%	Rochester	3.33%	Windham	2.61%	<i>Pinkham's Grant</i>	
Charlestown	3.43%	Grantham	3.31%	Marlborough	2.51%	Rollinsford	3.40%	Windsor	2.70%	<i>Sargent's Purchase</i>	
Chatham	2.75%	Greenfield	3.01%	Marlow	3.65%	Roxbury	4.22%	Wolfeboro	2.79%	<i>Second College Grant</i>	
Chester	3.01%	Greenland	2.90%	Mason	2.90%	Rumney	2.67%	Woodstock	1.69%	<i>Success</i>	
Chesterfield	3.65%	Greenville	2.90%	Meredith	2.19%	Rye	2.90%			<i>Thompson and Meserves Purchase</i>	
Chichester	3.56%	Groton	2.67%	Merrimack	3.31%	Salem	3.13%			<i>Wentworth's Location</i>	
Claremont	3.43%	Hale's Location	2.75%	Middleton	2.75%	Salisbury	2.70%				
Clarksville	3.02%	Hampstead	3.01%	Milan	3.81%	Sanbornton	2.19%				
Colebrook	3.02%	Hampton	2.80%	Milford	4.25%	Sandown	3.01%				
Columbia	3.02%	Hampton Falls	2.80%	Milton	2.75%	Sandwich	1.89%				
Concord	4.24%	Hancock	2.51%	Monroe	3.45%	Seabrook	2.98%				
Conway	2.75%	Hanover	2.58%	Mont Vernon	2.43%	Sharon	3.01%				
Cornish	3.43%	Harrisville	2.51%	Moultonborough	1.89%	Shelburne	3.81%				
Croydon	3.43%	Hart's Location	2.75%	Nashua	4.19%	Somersworth	3.40%				

## % 65+ with Clinical Diagnosis of Mobility Impairments (Ranked)

Milford	4.25%	Exeter	3.53%	Stewartstown	3.02%	Jaffrey	2.72%	Harrisville	2.51%	<b>Manchester</b>	
Boscawen	4.24%	Kensington	3.53%	Stratford	3.02%	New Ipswich	2.72%	Marlborough	2.51%	Central Manchester	5.06%
Concord	4.24%	Bath	3.45%	Francestown	3.01%	Rindge	2.72%	Nelson	2.51%	Manchester: West	3.84%
Webster	4.24%	Benton	3.45%	Greenfield	3.01%	Barnstead	2.70%	Stoddard	2.51%	Manchester: East	3.73%
Keene	4.22%	Haverhill	3.45%	Peterborough	3.01%	Belmont	2.70%	Troy	2.51%	Manchester: South	3.43%
Roxbury	4.22%	Landaff	3.45%	Sharon	3.01%	Gilmanton	2.70%	Bow	2.50%	Manchester: North	3.31%
Sullivan	4.22%	Lisbon	3.45%	Temple	3.01%	Bethlehem	2.70%	Dunbarton	2.50%		
Surry	4.22%	Lyman	3.45%	Chester	3.01%	Easton	2.70%	Henniker	2.50%	<b>Nashua</b>	
Nashua	4.19%	Monroe	3.45%	Danville	3.01%	Franconia	2.70%	Hopkinton	2.50%	Nashua: Zip 03060	4.62%
Laconia	4.06%	Charlestown	3.43%	Hampstead	3.01%	Littleton	2.70%	Weare	2.50%	Nashua: Zip 03062	4.53%
Bedford	3.87%	Claremont	3.43%	Sandown	3.01%	Sugar Hill	2.70%	Amherst	2.43%	Nashua: Zip 03064	4.03%
Pelham	3.86%	Cornish	3.43%	East Kingston	2.98%	Andover	2.70%	Lyndeborough	2.43%	Nashua: Zip 03063	3.02%
Manchester	3.83%	Croydon	3.43%	Kingston	2.98%	Bradford	2.70%	Mont Vernon	2.43%		
Carroll	3.82%	Newport	3.43%	Newton	2.98%	Deering	2.70%	Wilton	2.43%		
Dalton	3.82%	Unity	3.43%	Seabrook	2.98%	Hillsborough	2.70%	Auburn	2.22%		
Jefferson	3.82%	Rollinsford	3.40%	South Hampton	2.98%	Salisbury	2.70%	Candia	2.22%		
Lancaster	3.82%	Somersworth	3.40%	Greenland	2.90%	Warner	2.70%	Deerfield	2.22%	<b>Unincorporated Places</b>	
Randolph	3.82%	Brookfield	3.37%	New Castle	2.90%	Washington	2.70%	Hooksett	2.22%	<i>Atkinson and Gilmanton Academy Grant</i>	
Whitefield	3.82%	Eaton	3.37%	Newington	2.90%	Windsor	2.70%	Center Harbor	2.19%	<i>Bean's Grant</i>	
Berlin	3.81%	Effingham	3.37%	Rye	2.90%	Alexandria	2.67%	Danbury	2.19%	<i>Bean's Purchase</i>	
Dummer	3.81%	Freedom	3.37%	Brookline	2.90%	Bridgewater	2.67%	Hill	2.19%	<i>Cambridge</i>	
Errol	3.81%	Ossipee	3.37%	Greenville	2.90%	Bristol	2.67%	Meredith	2.19%	<i>Chandler's Purchase</i>	
Gorham	3.81%	Wakefield	3.37%	Hollis	2.90%	Dorchester	2.67%	Campton	2.19%	<i>Crawford's Purchase</i>	
Milan	3.81%	Rochester	3.33%	Mason	2.90%	Groton	2.67%	Sanbornton	2.19%	<i>Cutt's Grant</i>	
Shelburne	3.81%	Litchfield	3.31%	Hampton	2.80%	Hebron	2.67%	New London	2.13%	<i>Dix's Grant</i>	
Franklin	3.78%	Merrimack	3.31%	Hampton Falls	2.80%	Plymouth	2.67%	Springfield	2.13%	<i>Dixville</i>	
Northfield	3.78%	Enfield	3.31%	Wolfeboro	2.79%	Rumney	2.67%	Wilmot	2.13%	<i>Erving's Location</i>	
Tilton	3.78%	Grantham	3.31%	Durham	2.78%	Warren	2.67%	Moultonborough	1.89%	<i>Green's Grant</i>	
Goffstown	3.66%	Lebanon	3.31%	Lee	2.78%	Wentworth	2.67%	Sandwich	1.89%	<i>Hadley's Purchase</i>	
New Boston	3.66%	Plainfield	3.31%	Madbury	2.78%	Atkinson	2.65%	Tamworth	1.89%	<i>Kilkenny</i>	
Acworth	3.65%	Hudson	3.27%	Newfields	2.76%	Plaistow	2.65%	Tuftonboro	1.89%	<i>Livermore</i>	
Alstead	3.65%	Portsmouth	3.27%	Newmarket	2.76%	Londonderry	2.61%	Ashland	1.69%	<i>Low and Burbank's Grant</i>	
Chesterfield	3.65%	Salem	3.13%	North Hampton	2.76%	Windham	2.61%	Campton	1.69%	<i>Martin's Location</i>	
Gilsum	3.65%	Alton	3.08%	Stratham	2.76%	Canaan	2.58%	Ellsworth	1.69%	<i>Millsfield</i>	
Langdon	3.65%	Gilford	3.08%	Barrington	2.75%	Grafton	2.58%	Holderness	1.69%	<i>Odell</i>	
Marlow	3.65%	Allenstown	3.05%	Farmington	2.75%	Hanover	2.58%	Lincoln	1.69%	<i>Pinkham's Grant</i>	
Walpole	3.65%	Epsom	3.05%	Middleton	2.75%	Lyme	2.58%	Thornton	1.69%	<i>Sargent's Purchase</i>	
Westmoreland	3.65%	Pembroke	3.05%	Milton	2.75%	Orange	2.58%	Waterville Valley	1.69%	<i>Second College Grant</i>	
Dover	3.61%	Epping	3.04%	New Durham	2.75%	Orford	2.58%	Woodstock	1.69%	<i>Success</i>	
Canterbury	3.56%	Fremont	3.04%	Strafford	2.75%	Piermont	2.58%			<i>Thompson and Meserves Purchase</i>	
Chichester	3.56%	Nottingham	3.04%	Albany	2.75%	Goshen	2.56%			<i>Wentworth's Location</i>	
Loudon	3.56%	Raymond	3.04%	Bartlett	2.75%	Lempster	2.56%				
Northwood	3.56%	Derry	3.03%	Chatham	2.75%	Newbury	2.56%				
Pittsfield	3.56%	Clarksville	3.02%	Conway	2.75%	Sunapee	2.56%				
Hinsdale	3.56%	Colebrook	3.02%	Hale's Location	2.75%	Sutton	2.56%				
Richmond	3.56%	Columbia	3.02%	Hart's Location	2.75%	Antrim	2.51%				
Swanzey	3.56%	Northumberland	3.02%	Jackson	2.75%	Bennington	2.51%				
Winchester	3.56%	Pittsburg	3.02%	Madison	2.75%	Dublin	2.51%				
Brentwood	3.53%	Stark	3.02%	Fitzwilliam	2.72%	Hancock	2.51%				