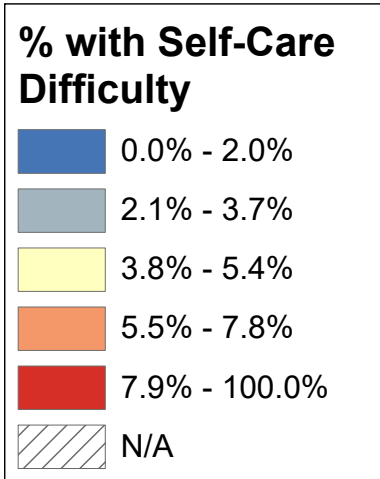
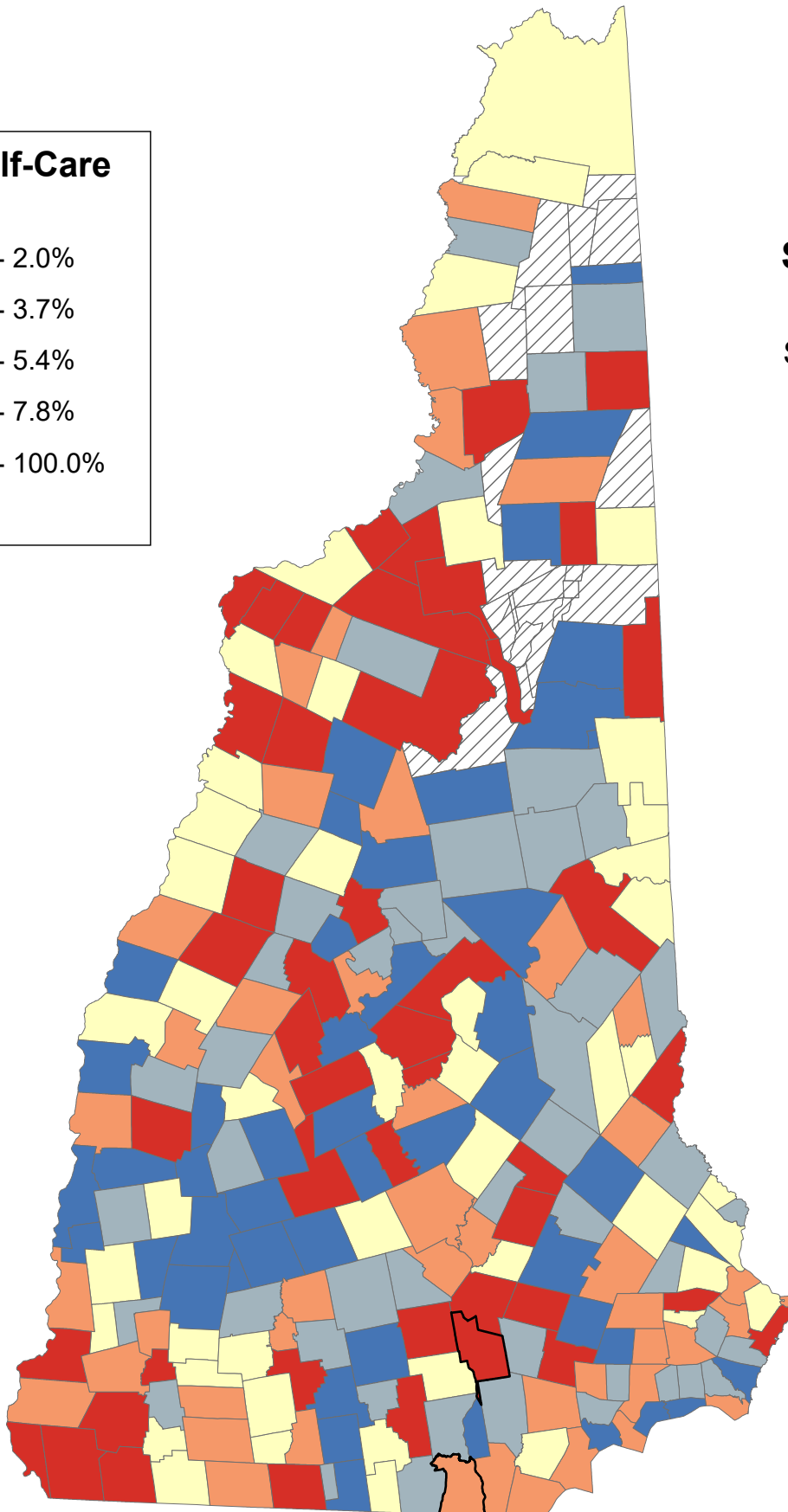


Percentage of Population Age 65+ Years with Self-Care Difficulty

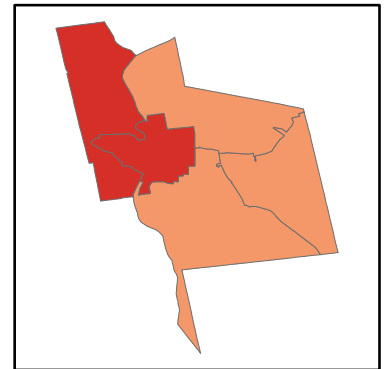


State Average: 5.6%

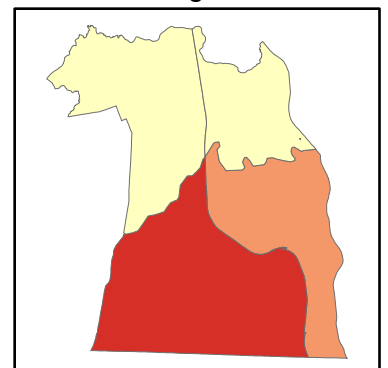
Source: ACS, 2012-2016



Manchester Neighborhoods



Nashua Neighborhoods



% 65+ with Self-Reported Self-Care Difficulty

Acworth	3.38%	Dalton	10.53%	Haverhill	14.88%	Nelson	4.42%	South Hampton	1.90%	Manchester	
Albany	3.36%	Danbury	14.84%	Hebron	0.89%	New Boston	0.00%	Springfield	2.83%	Central Manchester	10.66%
Alexandria	11.38%	Danville	3.60%	Henniker	0.00%	New Castle	7.42%	Stark	11.92%	Manchester: West	8.01%
Allenstown	4.53%	Deerfield	1.15%	Hill	1.48%	New Durham	4.20%	Stewartstown	6.61%	Manchester: South	7.04%
Alstead	4.74%	Deering	6.51%	Hillsborough	0.00%	New Hampton	1.26%	Stoddard	0.00%	Manchester: North	6.36%
Alton	2.74%	Derry	6.34%	Hinsdale	9.28%	New Ipswich	8.18%	Strafford	1.37%	Manchester: East	6.11%
Amherst	8.14%	Dorchester	8.54%	Holderness	2.60%	New London	4.38%	Stratford	7.69%		
Andover	13.56%	Dover	3.75%	Hollis	3.34%	Newbury	3.15%	Stratham	2.29%	Nashua	
Antrim	3.60%	Dublin	5.86%	Hooksett	10.69%	Newfields	4.28%	Sugar Hill	7.65%	Nashua: Zip 03060	6.73%
Ashland	3.70%	Dummer	2.50%	Hopkinton	4.62%	Newington	5.75%	Sullivan	6.20%	Nashua: Zip 03062	9.00%
Atkinson	1.01%	Dunbarton	2.98%	Hudson	7.81%	Newmarket	12.03%	Sunapee	1.08%	Nashua: Zip 03063	4.74%
Auburn	2.81%	Durham	5.12%	Jackson	0.00%	Newport	11.21%	Surry	4.14%	Nashua: Zip 03064	5.30%
Barnstead	2.16%	East Kingston	2.72%	Jaffrey	6.35%	Newton	1.23%	Sutton	0.95%		
Barrington	5.02%	Easton	5.13%	Jefferson	4.92%	North Hampton	2.95%	Swanzey	12.14%		
Bartlett	0.00%	Eaton	5.32%	Keene	5.46%	Northfield	7.22%	Tamworth	2.83%		
Bath	4.17%	Effingham	4.11%	Kensington	2.43%	Northumberland	5.54%	Temple	7.37%		
Bedford	4.11%	Ellsworth	0.00%	Kingston	6.61%	Northwood	2.68%	Thornton	5.59%	Unincorporated Places	
Belmont	4.85%	Enfield	4.31%	Laconia	4.48%	Nottingham	6.90%	Tilton	8.41%	<i>Atkinson and Gilmanton Academy Grant</i>	
Bennington	6.90%	Epping	7.01%	Lancaster	2.98%	Orange	2.50%	Troy	5.23%	<i>Bean's Grant</i>	
Benton	12.50%	Epsom	8.51%	Landaff	5.61%	Orford	4.70%	Tuftonboro	5.58%	<i>Bean's Purchase</i>	
Berlin	6.88%	Errol	2.15%	Langdon	1.59%	Ossipee	11.69%	Unity	0.00%	<i>Cambridge</i>	
Bethlehem	8.36%	Exeter	6.59%	Lebanon	2.00%	Pelham	5.51%	Wakefield	3.34%	<i>Chandler's Purchase</i>	
Boscawen	9.05%	Farmington	7.17%	Lee	2.81%	Pembroke	6.68%	Walpole	6.14%	<i>Crawford's Purchase</i>	
Bow	6.67%	Fitzwilliam	5.20%	Lempster	5.14%	Peterborough	4.52%	Warner	9.98%	<i>Cutt's Grant</i>	
Bradford	0.87%	Francestown	3.56%	Lincoln	16.84%	Piermont	5.15%	Warren	5.59%	<i>Dix's Grant</i>	
Brentwood	6.06%	Franconia	2.83%	Lisbon	8.26%	Pittsburg	4.55%	Washington	1.20%	<i>Dixville</i>	
Bridgewater	2.53%	Franklin	4.04%	Litchfield	0.00%	Pittsfield	11.78%	Waterville Valley	0.00%	<i>Erving's Location</i>	
Bristol	6.67%	Freedom	4.04%	Littleton	4.07%	Plainfield	4.64%	Weare	2.92%	<i>Green's Grant</i>	
Brookfield	6.25%	Fremont	0.00%	Londonderry	3.31%	Plaislow	7.00%	Webster	0.99%	<i>Hadley's Purchase</i>	
Brookline	3.83%	Gilford	1.32%	Loudon	4.37%	Plymouth	12.06%	Wentworth	2.56%	<i>Kilkenny</i>	
Campton	2.03%	Gilmanton	0.61%	Lyman	15.56%	Portsmouth	5.42%	Westmoreland	9.16%	<i>Livermore</i>	
Canaan	10.42%	Gilsum	2.70%	Lyme	4.30%	Randolph	1.40%	Whitefield	12.24%	<i>Low and Burbank's Grant</i>	
Candia	12.22%	Goffstown	11.68%	Lyndeborough	1.84%	Raymond	0.81%	Wilmot	7.20%	<i>Martin's Location</i>	
Canterbury	1.78%	Gorham	8.39%	Madbury	1.12%	Richmond	8.64%	Wilton	0.33%	<i>Millsfield</i>	
Carroll	9.95%	Goshen	1.69%	Madison	2.86%	Rindge	7.27%	Winchester	10.09%	<i>Odell</i>	
Center Harbor	2.55%	Grafton	7.32%	Manchester	8.22%	Rochester	2.86%	Windham	4.12%	<i>Pinkham's Grant</i>	
Charlestown	1.47%	Grantham	7.61%	Marlborough	3.52%	Rollinsford	2.58%	Windsor	0.00%	<i>Sargent's Purchase</i>	
Chatham	8.22%	Greenfield	11.15%	Marlow	1.33%	Roxbury	11.11%	Wolfeboro	2.14%	<i>Second College Grant</i>	
Chester	7.90%	Greenland	5.54%	Mason	1.91%	Rumney	5.42%	Woodstock	0.00%	<i>Success</i>	
Chesterfield	7.19%	Greenville	3.09%	Meredith	8.89%	Rye	15.21%			<i>Thompson and Meserves Purchase</i>	
Chichester	3.43%	Groton	2.25%	Merrimack	3.24%	Salem	6.64%			<i>Wentworth's Location</i>	
Claremont	5.88%	Hale's Location	1.83%	Middleton	4.08%	Salisbury	1.43%				
Clarksville	4.29%	Hampstead	2.24%	Milan	1.85%	Sanbornton	11.35%				
Colebrook	2.45%	Hampton	1.44%	Milford	4.25%	Sandown	6.82%				
Columbia	4.27%	Hampton Falls	2.22%	Milton	9.46%	Sandwich	2.78%				
Concord	7.34%	Hancock	3.73%	Monroe	12.64%	Seabrook	7.51%				
Conway	4.66%	Hanover	5.61%	Mont Vernon	2.48%	Sharon	4.67%				
Cornish	1.04%	Harrisville	4.32%	Moultonborough	1.99%	Shelburne	4.81%				
Croydon	3.70%	Hart's Location	25.00%	Nashua	7.33%	Somersworth	5.10%				

% 65+ with Self-Reported Self-Care Difficulty (Ranked)

Hart's Location	25.00%	Grantham	7.61%	Piermont	5.15%	Acworth	3.38%	Canterbury	1.78%	Manchester	
Lincoln	16.84%	Seabrook	7.51%	Lempster	5.14%	Albany	3.36%	Goshen	1.69%	Central Manchester	10.66%
Lyman	15.56%	New Castle	7.42%	Easton	5.13%	Wakefield	3.34%	Langdon	1.59%	Manchester: West	8.01%
Rye	15.21%	Temple	7.37%	Durham	5.12%	Hollis	3.34%	Hill	1.48%	Manchester: South	7.04%
Haverhill	14.88%	Concord	7.34%	Somersworth	5.10%	Londonderry	3.31%	Charlestown	1.47%	Manchester: North	6.36%
Danbury	14.84%	Nashua	7.33%	Barrington	5.02%	Merrimack	3.24%	Hampton	1.44%	Manchester: East	6.11%
Andover	13.56%	Grafton	7.32%	Jefferson	4.92%	Newbury	3.15%	Salisbury	1.43%		
Monroe	12.64%	Rindge	7.27%	Belmont	4.85%	Greenville	3.09%	Randolph	1.40%	Nashua	
Benton	12.50%	Northfield	7.22%	Shelburne	4.81%	Lancaster	2.98%	Strafford	1.37%	Nashua: Zip 03062	9.00%
Whitefield	12.24%	Wilmot	7.20%	Alstead	4.74%	Dunbarton	2.98%	Marlow	1.33%	Nashua: Zip 03060	6.73%
Candia	12.22%	Chesterfield	7.19%	Orford	4.70%	North Hampton	2.95%	Gilford	1.32%	Nashua: Zip 03064	5.30%
Swanzey	12.14%	Farmington	7.17%	Sharon	4.67%	Weare	2.92%	New Hampton	1.26%	Nashua: Zip 03063	4.74%
Plymouth	12.06%	Epping	7.01%	Conway	4.66%	Rochester	2.86%	Newton	1.23%		
Newmarket	12.03%	Plaistow	7.00%	Plainfield	4.64%	Madison	2.86%	Washington	1.20%		
Stark	11.92%	Bennington	6.90%	Hopkinton	4.62%	Springfield	2.83%	Deerfield	1.15%		
Pittsfield	11.78%	Nottingham	6.90%	Pittsburg	4.55%	Franconia	2.83%	Madbury	1.12%		
Ossipee	11.69%	Berlin	6.88%	Allenstown	4.53%	Tamworth	2.83%	Sunapee	1.08%	Unincorporated Places	
Goffstown	11.68%	Sandown	6.82%	Peterborough	4.52%	Lee	2.81%	Cornish	1.04%	<i>Atkinson and Gilmanton Academy Grant</i>	
Alexandria	11.38%	Pembroke	6.68%	Laconia	4.48%	Auburn	2.81%	Atkinson	1.01%	<i>Bean's Grant</i>	
Sanbornton	11.35%	Bow	6.67%	Nelson	4.42%	Sandwich	2.78%	Webster	0.99%	<i>Bean's Purchase</i>	
Newport	11.21%	Bristol	6.67%	New London	4.38%	Alton	2.74%	Sutton	0.95%	<i>Cambridge</i>	
Greenfield	11.15%	Salem	6.64%	Loudon	4.37%	East Kingston	2.72%	Hebron	0.89%	<i>Chandler's Purchase</i>	
Roxbury	11.11%	Stewartstown	6.61%	Harrisville	4.32%	Gilsum	2.70%	Litchfield	0.87%	<i>Crawford's Purchase</i>	
Hooksett	10.69%	Kingston	6.61%	Enfield	4.31%	Northwood	2.68%	Raymond	0.81%	<i>Cutt's Grant</i>	
Dalton	10.53%	Exeter	6.59%	Lyme	4.30%	Holderness	2.60%	Gilmanton	0.61%	<i>Dix's Grant</i>	
Canaan	10.42%	Deering	6.51%	Clarksville	4.29%	Rollinsford	2.58%	Wilton	0.33%	<i>Dixville</i>	
Winchester	10.09%	Jaffrey	6.35%	Newfields	4.28%	Wentworth	2.56%	Bartlett	0.00%	<i>Erving's Location</i>	
Warner	9.98%	Derry	6.34%	Columbia	4.27%	Center Harbor	2.55%	Ellsworth	0.00%	<i>Green's Grant</i>	
Carroll	9.95%	Brookfield	6.25%	Milford	4.25%	Bridgewater	2.53%	Fremont	0.00%	<i>Hadley's Purchase</i>	
Milton	9.46%	Sullivan	6.20%	New Durham	4.20%	Dummer	2.50%	Henniker	0.00%	<i>Kilkenny</i>	
Hinsdale	9.28%	Walpole	6.14%	Bath	4.17%	Orange	2.50%	Hillsborough	0.00%	<i>Livermore</i>	
Westmoreland	9.16%	Brentwood	6.06%	Surry	4.14%	Mont Vernon	2.48%	Jackson	0.00%	<i>Low and Burbank's Grant</i>	
Boscawen	9.05%	Claremont	5.88%	Windham	4.12%	Colebrook	2.45%	Litchfield	0.00%	<i>Martin's Location</i>	
Meredith	8.89%	Dublin	5.86%	Effingham	4.11%	Kensington	2.43%	New Boston	0.00%	<i>Millsfield</i>	
Richmond	8.64%	Newington	5.75%	Bedford	4.11%	Stratham	2.29%	Stoddard	0.00%	<i>Odell</i>	
Dorchester	8.54%	Hanover	5.61%	Middleton	4.08%	Groton	2.25%	Unity	0.00%	<i>Pinkham's Grant</i>	
Epsom	8.51%	Landaff	5.61%	Littleton	4.07%	Hampstead	2.24%	Waterville Valley	0.00%	<i>Sargent's Purchase</i>	
Tilton	8.41%	Warren	5.59%	Freedom	4.04%	Hampton Falls	2.22%	Windsor	0.00%	<i>Second College Grant</i>	
Gorham	8.39%	Thornton	5.59%	Franklin	4.04%	Barnstead	2.16%	Woodstock	0.00%	<i>Success</i>	
Bethlehem	8.36%	Tuftsboro	5.58%	Brookline	3.83%	Errol	2.15%			<i>Thompson and Meserves Purchase</i>	
Lisbon	8.26%	Northumberland	5.54%	Dover	3.75%	Wolfeboro	2.14%			<i>Wentworth's Location</i>	
Manchester	8.22%	Greenland	5.54%	Hancock	3.73%	Campton	2.03%				
Chatham	8.22%	Pelham	5.51%	Ashland	3.70%	Lebanon	2.00%				
New Ipswich	8.18%	Keene	5.46%	Croydon	3.70%	Moultonborough	1.99%				
Amherst	8.14%	Portsmouth	5.42%	Danville	3.60%	Mason	1.91%				
Chester	7.90%	Rumney	5.42%	Antrim	3.60%	South Hampton	1.90%				
Hudson	7.81%	Eaton	5.32%	Francestown	3.56%	Milan	1.85%				
Stratford	7.69%	Troy	5.23%	Marlborough	3.52%	Lyndeborough	1.84%				
Sugar Hill	7.65%	Fitzwilliam	5.20%	Chichester	3.43%	Hale's Location	1.83%				