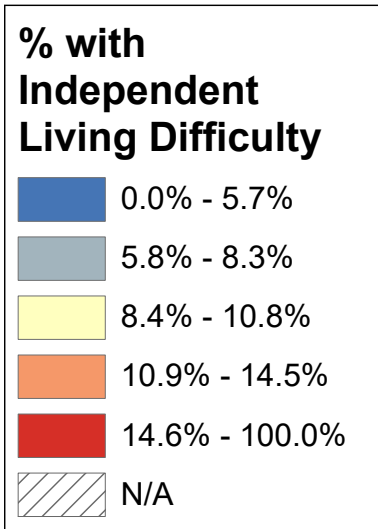
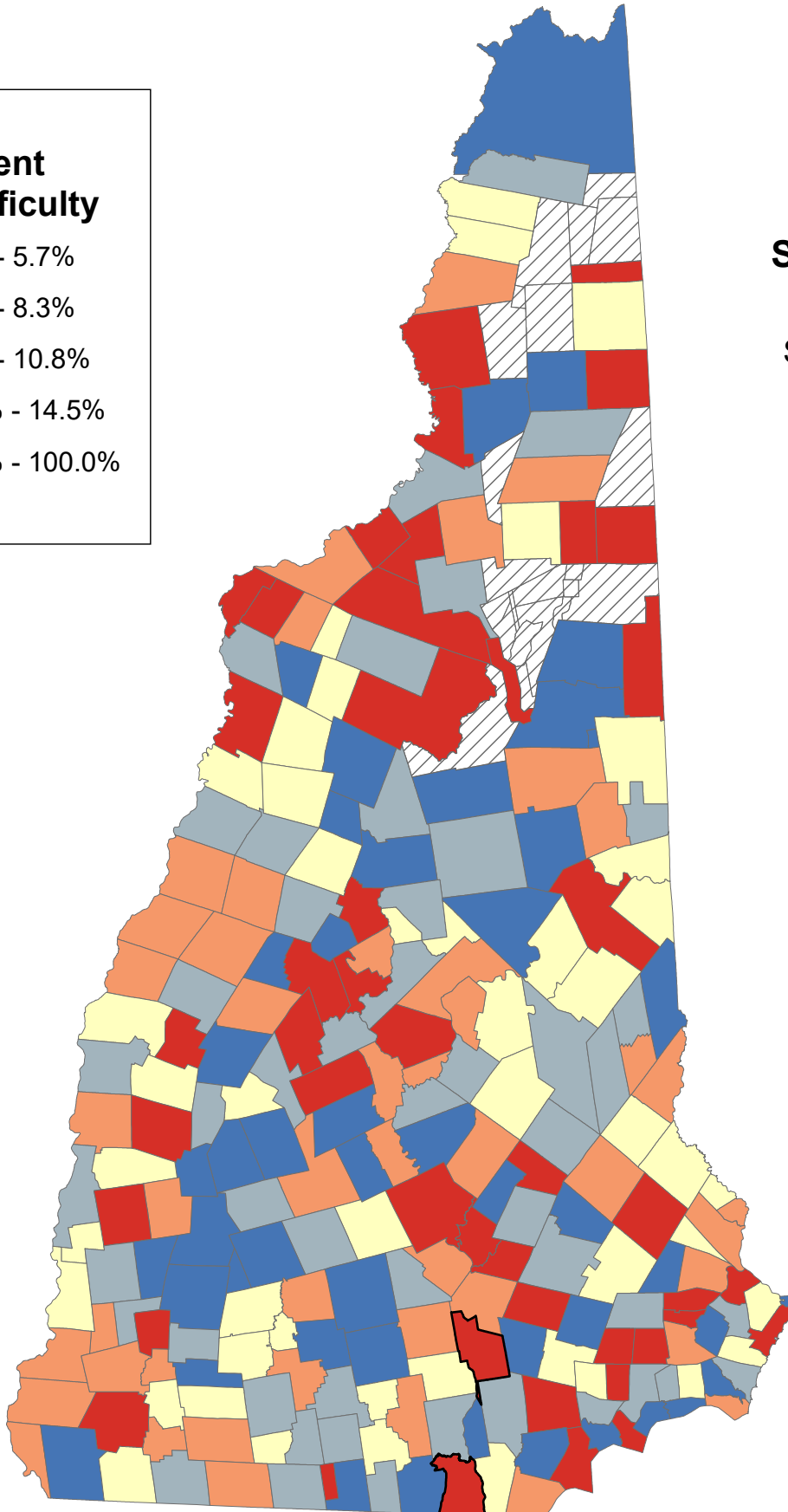


# Percentage of Population Age 65+ Years with Independent Living Difficulty

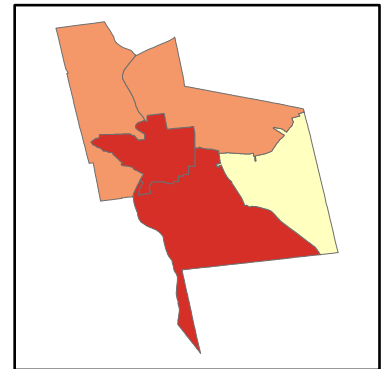


**State Average: 11.3%**

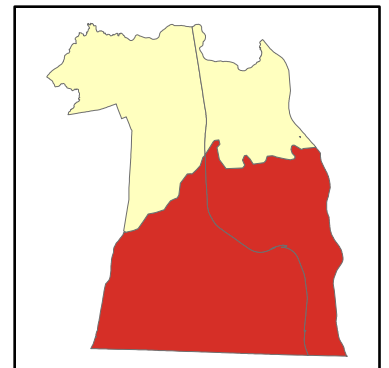
Source: ACS, 2012-2016



**Manchester Neighborhoods**



**Nashua Neighborhoods**



## % 65+ with Self-Reported Independent Living Difficulty

Acworth	15.19%	Dalton	14.98%	Haverhill	22.19%	Nelson	7.96%	South Hampton	4.43%	<b>Manchester</b>	
Albany	14.29%	Danbury	23.87%	Hebron	5.36%	New Boston	5.60%	Springfield	2.83%	Central Manchester	17.40%
Alexandria	19.58%	Danville	17.22%	Henniker	5.88%	New Castle	4.40%	Stark	5.30%	Manchester: West	12.90%
Allenstown	17.07%	Deerfield	5.94%	Hill	6.40%	New Durham	6.56%	Stewartstown	10.12%	Manchester: South	15.78%
Alstead	6.13%	Deering	12.70%	Hillsborough	0.00%	New Hampton	7.05%	Stoddard	2.37%	Manchester: North	12.41%
Alton	6.33%	Derry	14.67%	Hinsdale	14.15%	New Ipswich	8.18%	Strafford	11.15%	Manchester: East	9.23%
Amherst	12.33%	Dorchester	10.98%	Holderness	7.79%	New London	9.51%	Stratford	14.74%		
Andover	16.10%	Dover	11.38%	Hollis	5.00%	Newbury	4.41%	Stratham	4.17%	<b>Nashua</b>	
Antrim	9.89%	Dublin	8.79%	Hooksett	12.84%	Newfields	18.72%	Sugar Hill	9.69%	Nashua: Zip 03060	17.69%
Ashland	8.89%	Dummer	2.50%	Hopkinton	9.33%	Newington	25.29%	Sullivan	17.83%	Nashua: Zip 03062	14.99%
Atkinson	4.02%	Dunbarton	5.95%	Hudson	9.53%	Newmarket	21.48%	Sunapee	6.08%	Nashua: Zip 03063	10.47%
Auburn	2.97%	Durham	10.90%	Jackson	4.39%	Newport	24.63%	Surry	13.61%	Nashua: Zip 03064	9.39%
Barnstead	8.19%	East Kingston	8.17%	Jaffrey	12.49%	Newton	5.47%	Sutton	0.95%		
Barrington	18.23%	Easton	10.26%	Jefferson	11.48%	North Hampton	9.95%	Swanzey	15.93%		
Bartlett	0.00%	Eaton	7.45%	Keene	12.56%	Northfield	7.04%	Tamworth	2.83%		
Bath	8.33%	Effingham	9.59%	Kensington	9.12%	Northumberland	15.08%	Temple	7.37%		
Bedford	9.27%	Ellsworth	0.00%	Kingston	8.12%	Northwood	5.67%	Thornton	7.82%	<b>Unincorporated Places</b>	
Belmont	7.76%	Enfield	7.22%	Laconia	11.89%	Nottingham	10.53%	Tilton	14.49%	<i>Atkinson and Gilmanton Academy Grant</i>	
Bennington	10.34%	Epping	7.01%	Lancaster	8.07%	Orange	5.00%	Troy	11.05%	<i>Bean's Grant</i>	
Benton	8.75%	Epsom	7.67%	Landaff	4.67%	Orford	7.26%	Tuftonboro	9.65%	<i>Bean's Purchase</i>	
Berlin	13.14%	Errol	8.60%	Langdon	8.73%	Ossipee	15.52%	Unity	9.21%	<i>Cambridge</i>	
Bethlehem	15.60%	Exeter	13.63%	Lebanon	14.16%	Pelham	12.58%	Wakefield	3.34%	<i>Chandler's Purchase</i>	
Boscawen	14.01%	Farmington	10.80%	Lee	2.81%	Pembroke	15.91%	Walpole	9.94%	<i>Crawford's Purchase</i>	
Bow	14.38%	Fitzwilliam	7.24%	Lempster	11.43%	Peterborough	6.92%	Warner	12.27%	<i>Cutt's Grant</i>	
Bradford	6.96%	Francestown	5.14%	Lincoln	22.11%	Piermont	9.28%	Warren	10.56%	<i>Dix's Grant</i>	
Brentwood	17.80%	Franconia	6.01%	Lisbon	14.46%	Pittsburg	5.68%	Washington	3.19%	<i>Dixville</i>	
Bridgewater	12.34%	Franklin	13.09%	Litchfield	4.31%	Pittsfield	15.44%	Waterville Valley	0.00%	<i>Erving's Location</i>	
Bristol	14.70%	Freedom	8.63%	Littleton	11.47%	Plainfield	9.05%	Weare	2.92%	<i>Green's Grant</i>	
Brookfield	7.39%	Fremont	15.35%	Londonderry	5.96%	Plaistow	18.64%	Webster	5.30%	<i>Hadley's Purchase</i>	
Brookline	6.60%	Gilford	9.63%	Loudon	12.16%	Plymouth	23.35%	Wentworth	7.69%	<i>Kilkenny</i>	
Campton	4.67%	Gilmanton	8.33%	Lyman	17.78%	Portsmouth	10.43%	Westmoreland	14.50%	<i>Livermore</i>	
Canaan	14.08%	Gilsum	8.11%	Lyme	11.90%	Randolph	8.39%	Whitefield	14.80%	<i>Low and Burbank's Grant</i>	
Candia	15.94%	Goffstown	12.52%	Lyndeborough	6.44%	Raymond	2.83%	Wilmot	6.63%	<i>Martin's Location</i>	
Canterbury	3.55%	Gorham	16.06%	Madbury	10.67%	Richmond	8.64%	Wilton	8.21%	<i>Millsfield</i>	
Carroll	6.64%	Goshen	5.08%	Madison	11.02%	Rindge	13.46%	Winchester	5.12%	<i>Odell</i>	
Center Harbor	8.94%	Grafton	14.15%	Manchester	14.99%	Rochester	10.20%	Windham	5.29%	<i>Pinkham's Grant</i>	
Charlestown	6.88%	Grantham	14.53%	Marlborough	8.40%	Rollinsford	12.92%	Windsor	0.00%	<i>Sargent's Purchase</i>	
Chatham	24.66%	Greenfield	12.69%	Marlow	5.33%	Roxbury	11.11%	Wolfeboro	8.50%	<i>Second College Grant</i>	
Chester	8.91%	Greenland	7.53%	Mason	4.78%	Rumney	10.47%	Woodstock	0.00%	<i>Success</i>	
Chesterfield	13.53%	Greenville	18.52%	Meredith	12.53%	Rye	20.70%			<i>Thompson and Meserves Purchase</i>	
Chichester	3.43%	Groton	7.87%	Merrimack	8.09%	Salem	15.98%			<i>Wentworth's Location</i>	
Claremont	13.95%	Hale's Location	0.92%	Middleton	12.76%	Salisbury	5.71%				
Clarksville	7.14%	Hampstead	7.11%	Milan	8.33%	Sanbornton	16.92%				
Colebrook	10.47%	Hampton	7.61%	Milford	9.76%	Sandown	9.16%				
Columbia	11.59%	Hampton Falls	4.44%	Milton	14.01%	Sandwich	5.82%				
Concord	16.95%	Hancock	10.09%	Monroe	17.03%	Seabrook	12.51%				
Conway	8.59%	Hanover	13.01%	Mont Vernon	9.01%	Sharon	10.28%				
Cornish	5.88%	Harrisville	4.32%	Moultonborough	3.99%	Shelburne	15.38%				
Croydon	10.19%	Hart's Location	50.00%	Nashua	14.84%	Somersworth	9.20%				

## % 65+ with Self-Reported Independent Living Difficulty (Ranked)

Hart's Location	50.00%	Lebanon	14.16%	Bennington	10.34%	Lancaster	8.07%	Windham	5.29%	<b>Manchester</b>	
Newington	25.29%	Hinsdale	14.15%	Sharon	10.28%	Nelson	7.96%	Fracestown	5.14%	Central Manchester	17.40%
Chatham	24.66%	Grafton	14.15%	Easton	10.26%	Groton	7.87%	Winchester	5.12%	Manchester: South	15.78%
Newport	24.63%	Canaan	14.08%	Rochester	10.20%	Thornton	7.82%	Goshen	5.08%	Manchester: West	12.90%
Danbury	23.87%	Milton	14.01%	Croydon	10.19%	Holderness	7.79%	Hollis	5.00%	Manchester: North	12.41%
Plymouth	23.35%	Boscawen	14.01%	Stewartstown	10.12%	Belmont	7.76%	Orange	5.00%	Manchester: East	9.23%
Haverhill	22.19%	Claremont	13.95%	Hancock	10.09%	Wentworth	7.69%	Mason	4.78%		
Lincoln	22.11%	Exeter	13.63%	North Hampton	9.95%	Epsom	7.67%	Landaff	4.67%	<b>Nashua</b>	
Newmarket	21.48%	Cherry	13.61%	Walpole	9.94%	Hampton	7.61%	Campton	4.67%	Nashua: Zip 03060	17.69%
Rye	20.70%	Chesterfield	13.53%	Antrim	9.89%	Greenland	7.53%	Hampton Falls	4.44%	Nashua: Zip 03062	14.99%
Alexandria	19.58%	Rindge	13.46%	Milford	9.76%	Eaton	7.45%	South Hampton	4.43%	Nashua: Zip 03063	10.47%
Newfields	18.72%	Berlin	13.14%	Sugar Hill	9.69%	Brookfield	7.39%	Newbury	4.41%	Nashua: Zip 03064	9.39%
Plaistow	18.64%	Franklin	13.09%	Tuftonboro	9.65%	Temple	7.37%	New Castle	4.40%		
Greenville	18.52%	Hanover	13.01%	Gilford	9.63%	Orford	7.26%	Jackson	4.39%		
Barrington	18.23%	Rollinsford	12.92%	Effingham	9.59%	Fitzwilliam	7.24%	Harrisville	4.32%		
Sullivan	17.83%	Hooksett	12.84%	Hudson	9.53%	Enfield	7.22%	Litchfield	4.31%		
Brentwood	17.80%	Middleton	12.76%	New London	9.51%	Clarksville	7.14%	Stratham	4.17%	<b>Unincorporated Places</b>	
Lyman	17.78%	Deering	12.70%	Hopkinton	9.33%	Hampstead	7.11%	Atkinson	4.02%	<i>Atkinson and Gilmanton Academy Grant</i>	
Danville	17.22%	Greenfield	12.69%	Piermont	9.28%	New Hampton	7.05%	Moultonborough	3.99%	<i>Bean's Grant</i>	
Allenstown	17.07%	Pelham	12.58%	Bedford	9.27%	Northfield	7.04%	Canterbury	3.55%	<i>Bean's Purchase</i>	
Monroe	17.03%	Keene	12.56%	Unity	9.21%	Epping	7.01%	Chichester	3.43%	<i>Cambridge</i>	
Concord	16.95%	Meredith	12.53%	Somersworth	9.20%	Bradford	6.96%	Wakefield	3.34%	<i>Chandler's Purchase</i>	
Sanbornton	16.92%	Goffstown	12.52%	Sandown	9.16%	Peterborough	6.92%	Hale's Location	3.19%	<i>Crawford's Purchase</i>	
Andover	16.10%	Seabrook	12.51%	Kensington	9.12%	Charlestown	6.88%	Auburn	2.97%	<i>Cutt's Grant</i>	
Gorham	16.06%	Jaffrey	12.49%	Plainfield	9.05%	Carroll	6.64%	Weare	2.92%	<i>Dix's Grant</i>	
Salem	15.98%	Bridgewater	12.34%	Mont Vernon	9.01%	Wilmot	6.63%	Springfield	2.83%	<i>Dixville</i>	
Candia	15.94%	Amherst	12.33%	Center Harbor	8.94%	Brookline	6.60%	Raymond	2.83%	<i>Erving's Location</i>	
Swanzy	15.93%	Warner	12.27%	Chester	8.91%	New Durham	6.56%	Tamworth	2.83%	<i>Green's Grant</i>	
Pembroke	15.91%	Loudon	12.16%	Ashland	8.89%	Lyndeborough	6.44%	Lee	2.81%	<i>Hadley's Purchase</i>	
Bethlehem	15.60%	Lyme	11.90%	Dublin	8.79%	Hill	6.40%	Dummer	2.50%	<i>Kilkenny</i>	
Ossipee	15.52%	Laconia	11.89%	Benton	8.75%	Alton	6.33%	Stoddard	2.37%	<i>Livermore</i>	
Pittsfield	15.44%	Columbia	11.59%	Langdon	8.73%	Alstead	6.13%	Sutton	0.95%	<i>Low and Burbank's Grant</i>	
Shelburne	15.38%	Jefferson	11.48%	Richmond	8.64%	Sunapee	6.08%	Hale's Location	0.92%	<i>Martin's Location</i>	
Fremont	15.35%	Littleton	11.47%	Freedom	8.63%	Franconia	6.01%	Bartlett	0.00%	<i>Millsfield</i>	
Acworth	15.19%	Lempster	11.43%	Errol	8.60%	Londonderry	5.96%	Ellsworth	0.00%	<i>Odell</i>	
Northumberland	15.08%	Dover	11.38%	Conway	8.59%	Dunbarton	5.95%	Hillsborough	0.00%	<i>Pinkham's Grant</i>	
Manchester	14.99%	Strafford	11.15%	Wolfeboro	8.50%	Deerfield	5.94%	Waterville Valley	0.00%	<i>Sargent's Purchase</i>	
Dalton	14.98%	Roxbury	11.11%	Marlborough	8.40%	Cornish	5.88%	Windsor	0.00%	<i>Second College Grant</i>	
Nashua	14.84%	Troy	11.05%	Randolph	8.39%	Henniker	5.88%	Woodstock	0.00%	<i>Success</i>	
Whitefield	14.80%	Madison	11.02%	Gilmanton	8.33%	Sandwich	5.82%			<i>Thompson and Meserves Purchase</i>	
Stratford	14.74%	Dorchester	10.98%	Bath	8.33%	Salisbury	5.71%			<i>Wentworth's Location</i>	
Bristol	14.70%	Durham	10.90%	Milan	8.33%	Pittsburg	5.68%				
Derry	14.67%	Farmington	10.80%	Wilton	8.21%	Northwood	5.67%				
Grantham	14.53%	Madbury	10.67%	Barnstead	8.19%	New Boston	5.60%				
Westmoreland	14.50%	Warren	10.56%	New Ipswich	8.18%	Newton	5.47%				
Tilton	14.49%	Nottingham	10.53%	East Kingston	8.17%	Hebron	5.36%				
Lisbon	14.46%	Rumney	10.47%	Kingston	8.12%	Marlow	5.33%				
Bow	14.38%	Colebrook	10.47%	Gilsum	8.11%	Webster	5.30%				
Albany	14.29%	Portsmouth	10.43%	Merrimack	8.09%	Stark	5.30%				