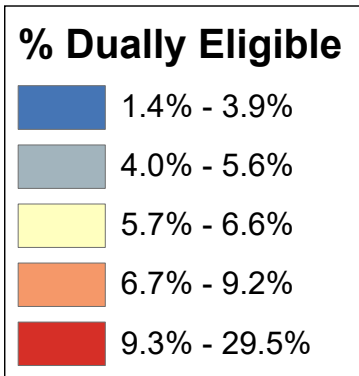
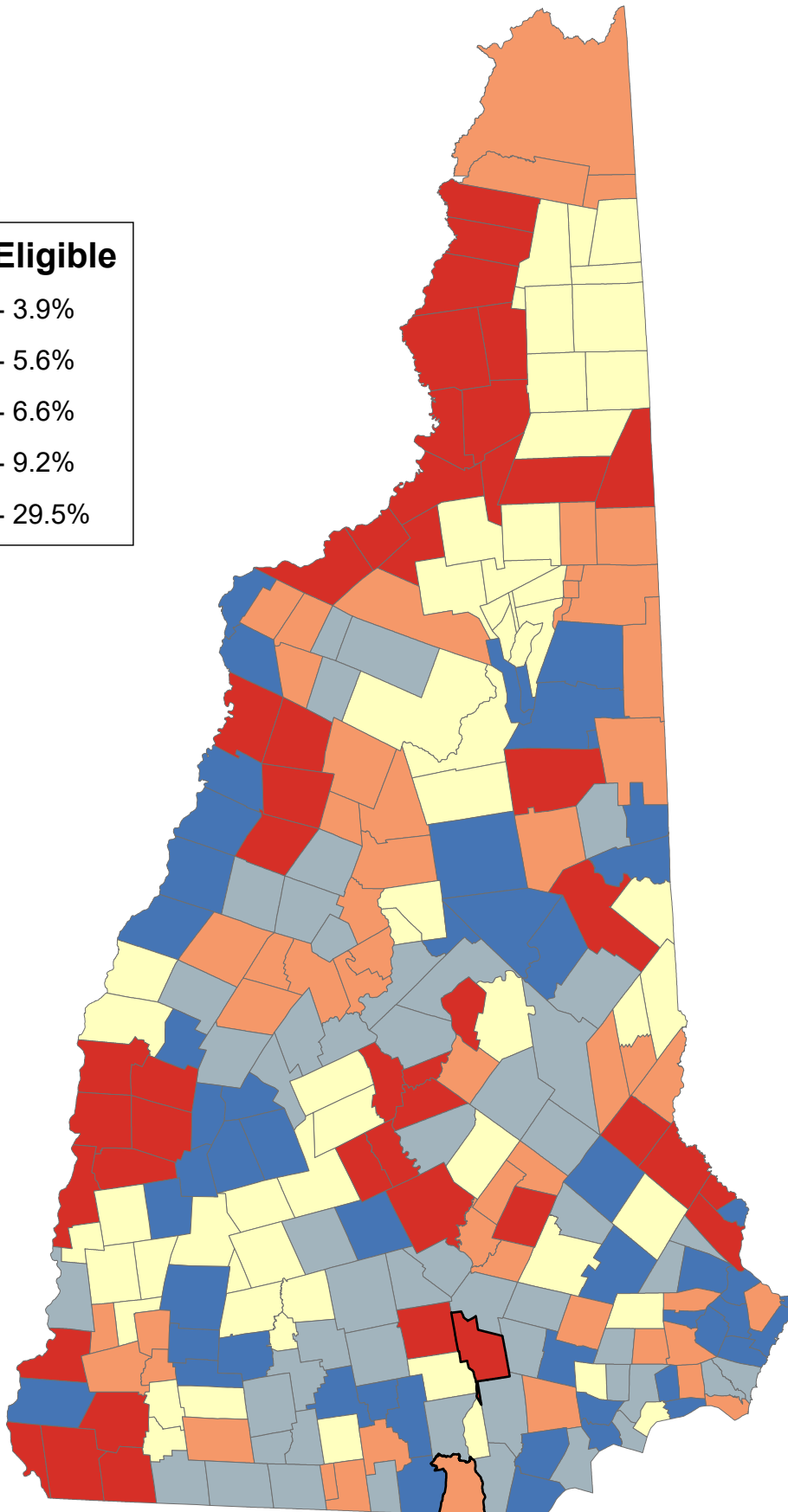


# Percentage of Medicare Beneficiaries Age 65+ Who Are Dually Eligible for Medicare / Medicaid

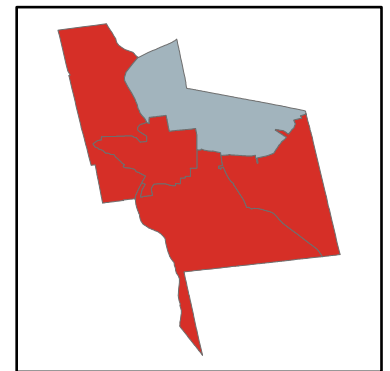


**State Average: 7.5%**

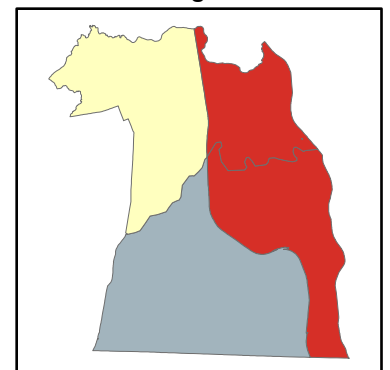
Source: CMS, 2015



**Manchester Neighborhoods**



**Nashua Neighborhoods**



## % Dually Eligible for Medicare and Medicaid

Acworth	5.70%	Dalton	21.84%	Haverhill	15.59%	Nelson	3.86%	South Hampton	2.21%	<b>Manchester</b>	
Albany	12.13%	Danbury	4.83%	Hebron	4.31%	New Boston	4.04%	Springfield	5.04%	Central Manchester	29.43%
Alexandria	7.18%	Danville	4.97%	Henniker	4.68%	New Castle	1.37%	Stark	12.10%	Manchester: West	9.86%
Allenstown	8.20%	Deerfield	6.12%	Hill	4.83%	New Durham	6.86%	Stewartstown	14.82%	Manchester: South	11.51%
Alstead	5.70%	Deering	6.22%	Hillsborough	6.22%	New Hampton	4.85%	Stoddard	3.86%	Manchester: North	5.04%
Alton	4.81%	Derry	8.32%	Hinsdale	11.16%	New Ipswich	5.28%	Strafford	3.59%	Manchester: East	10.95%
Amherst	2.62%	Dorchester	4.31%	Holderness	5.93%	New London	2.80%	Stratford	14.82%		
Andover	6.07%	Dover	9.99%	Hollis	2.65%	Newbury	3.82%	Stratham	2.36%	<b>Nashua</b>	
Antrim	6.08%	Dublin	6.07%	Hooksett	4.30%	Newfields	2.36%	Sugar Hill	4.59%	Nashua: Zip 03060	12.73%
Ashland	5.93%	Dummer	6.61%	Hopkinton	3.04%	Newington	2.60%	Sullivan	9.17%	Nashua: Zip 03062	5.16%
Atkinson	3.65%	Dunbarton	5.03%	Hudson	4.72%	Newmarket	6.96%	Sunapee	3.62%	Nashua: Zip 03063	6.35%
Auburn	4.30%	Durham	3.29%	Jackson	3.54%	Newport	12.36%	Surry	9.17%	Nashua: Zip 03064	9.44%
Barnstead	5.43%	East Kingston	2.21%	Jaffrey	7.69%	Newton	5.96%	Sutton	3.82%		
Barrington	6.14%	Easton	4.59%	Jefferson	5.65%	North Hampton	2.95%	Swanzey	9.52%		
Bartlett	3.54%	Eaton	3.08%	Keene	9.17%	Northfield	9.42%	Tamworth	7.91%		
Bath	3.59%	Effingham	6.14%	Kensington	7.40%	Northumberland	12.10%	Temple	4.40%		
Bedford	6.29%	Ellsworth	6.79%	Kingston	4.29%	Northwood	5.41%	Thornton	7.80%	<b>Unincorporated Places</b>	
Belmont	9.04%	Enfield	4.82%	Laconia	11.53%	Nottingham	3.30%	Tilton	9.42%	<i>Atkinson and Gilmanton Academy Grant</i>	
Bennington	6.08%	Epping	6.33%	Lancaster	17.23%	Orange	7.62%	Troy	6.07%	<i>Bean's Grant</i>	
Benton	15.59%	Epsom	10.40%	Landaff	7.86%	Orford	3.32%	Tuftonboro	2.35%	<i>Bean's Purchase</i>	
Berlin	16.87%	Errol	6.61%	Langdon	5.70%	Ossipee	12.31%	Unity	12.36%	<i>Cambridge</i>	
Bethlehem	6.67%	Exeter	7.40%	Lebanon	5.58%	Pelham	3.43%	Wakefield	6.14%	<i>Chandler's Purchase</i>	
Boscawen	12.36%	Farmington	10.62%	Lee	4.15%	Pembroke	8.20%	Walpole	4.90%	<i>Crawford's Purchase</i>	
Bow	4.01%	Fitzwilliam	5.56%	Lempster	3.62%	Peterborough	4.56%	Warner	6.14%	<i>Cutt's Grant</i>	
Bradford	6.14%	Francestown	4.40%	Lincoln	5.94%	Piermont	3.32%	Warren	14.59%	<i>Dix's Grant</i>	
Brentwood	7.40%	Franconia	4.59%	Lisbon	7.86%	Pittsburg	8.51%	Washington	6.22%	<i>Dixville</i>	
Bridgewater	7.18%	Franklin	13.58%	Litchfield	6.30%	Pittsfield	8.72%	Waterville Valley	5.94%	<i>Erving's Location</i>	
Bristol	7.18%	Freedom	3.08%	Littleton	11.87%	Plainfield	5.58%	Weare	5.03%	<i>Green's Grant</i>	
Brookfield	5.71%	Fremont	3.89%	Londonderry	4.11%	Plaisow	4.35%	Webster	12.36%	<i>Hadley's Purchase</i>	
Brookline	4.42%	Gilford	5.69%	Loudon	5.94%	Plymouth	7.18%	Wentworth	14.59%	<i>Kilkenny</i>	
Campton	6.79%	Gilmanton	4.12%	Lyman	7.86%	Portsmouth	8.11%	Westmoreland	18.07%	<i>Livermore</i>	
Canaan	7.62%	Gilsum	5.70%	Lyme	3.32%	Randolph	5.65%	Whitefield	21.84%	<i>Low and Burbank's Grant</i>	
Candia	5.12%	Goffstown	9.71%	Lyndeborough	2.77%	Raymond	7.19%	Wilmot	5.04%	<i>Martin's Location</i>	
Canterbury	5.38%	Gorham	8.79%	Madbury	4.15%	Richmond	9.52%	Wilton	5.94%	<i>Millsfield</i>	
Carroll	5.65%	Goshen	3.62%	Madison	4.10%	Rindge	5.56%	Winchester	9.52%	<i>Odell</i>	
Center Harbor	3.76%	Grafton	7.62%	Manchester	12.68%	Rochester	11.55%	Windham	3.54%	<i>Pinkham's Grant</i>	
Charlestown	12.36%	Grantham	2.03%	Marlborough	6.07%	Rollinsford	3.45%	Windsor	6.22%	<i>Sargent's Purchase</i>	
Chatham	8.82%	Greenfield	4.40%	Marlow	5.70%	Roxbury	9.17%	Wolfeboro	5.17%	<i>Second College Grant</i>	
Chester	3.06%	Greenland	2.60%	Mason	9.17%	Rumney	4.31%	Woodstock	7.80%	<i>Success</i>	
Chesterfield	3.80%	Greenville	9.17%	Meredith	4.85%	Rye	2.67%			<i>Thompson and Meserves Purchase</i>	
Chichester	8.72%	Groton	4.31%	Merrimack	4.29%	Salem	5.20%			<i>Wentworth's Location</i>	
Claremont	12.36%	Hale's Location	3.54%	Middleton	6.86%	Salisbury	6.07%				
Clarksville	8.51%	Hampstead	3.82%	Milan	6.61%	Sanbornton	4.83%				
Colebrook	14.82%	Hampton	5.05%	Milford	8.81%	Sandown	6.39%				
Columbia	14.82%	Hampton Falls	4.24%	Milton	7.56%	Sandwich	2.51%				
Concord	12.36%	Hancock	1.73%	Monroe	3.59%	Seabrook	6.96%				
Conway	8.82%	Hanover	2.51%	Mont Vernon	2.77%	Sharon	4.56%				
Cornish	12.36%	Harrisville	3.86%	Moultonborough	2.51%	Shelburne	8.79%				
Croydon	12.36%	Hart's Location	3.54%	Nashua	8.27%	Somersworth	9.96%				

## % Dually Eligible for Medicare and Medicaid (Ranked)

Dalton	21.84%	Chatham	8.82%	Washington	6.22%	Walpole	4.90%	Bath	3.59%	<b>Manchester</b>	
Whitefield	21.84%	Conway	8.82%	Windsor	6.22%	Meredith	4.85%	Monroe	3.59%	Central Manchester	29.43%
Westmoreland	18.07%	Milford	8.81%	Bradford	6.14%	New Hampton	4.85%	Strafford	3.59%	Manchester: South	11.51%
Lancaster	17.23%	Gorham	8.79%	Warner	6.14%	Danbury	4.83%	Windham	3.54%	Manchester: East	10.95%
Berlin	16.87%	Shelburne	8.79%	Barrington	6.14%	Hill	4.83%	Bartlett	3.54%	Manchester: West	9.86%
Benton	15.59%	Chichester	8.72%	Effingham	6.14%	Sanbornton	4.83%	Hale's Location	3.54%	Manchester: North	5.04%
Haverhill	15.59%	Pittsfield	8.72%	Wakefield	6.14%	Enfield	4.82%	Hart's Location	3.54%		
Colebrook	14.82%	Clarksville	8.51%	Deerfield	6.12%	Alton	4.81%	Jackson	3.54%	<b>Nashua</b>	
Columbia	14.82%	Pittsburg	8.51%	Antrim	6.08%	Hudson	4.72%	Rollinsford	3.45%	Nashua: Zip 03060	12.73%
Stewartstown	14.82%	Derry	8.32%	Bennington	6.08%	Henniker	4.68%	Pelham	3.43%	Nashua: Zip 03064	9.44%
Strafford	14.82%	Nashua	8.27%	Dublin	6.07%	Easton	4.59%	Lyme	3.32%	Nashua: Zip 03063	6.35%
Warren	14.59%	Allenstown	8.20%	Marlborough	6.07%	Franconia	4.59%	Orford	3.32%	Nashua: Zip 03062	5.16%
Wentworth	14.59%	Pembroke	8.20%	Troy	6.07%	Sugar Hill	4.59%	Piermont	3.32%		
Franklin	13.58%	Portsmouth	8.11%	Andover	6.07%	Peterborough	4.56%	Nottingham	3.30%		
Manchester	12.68%	Tamworth	7.91%	Salisbury	6.07%	Sharon	4.56%	Durham	3.29%		
Boscawen	12.36%	Landaff	7.86%	Newton	5.96%	Brookline	4.42%	Eaton	3.08%		
Concord	12.36%	Lisbon	7.86%	Lincoln	5.94%	Francestown	4.40%	Freedom	3.08%	<b>Unincorporated Places</b>	
Webster	12.36%	Lyman	7.86%	Waterville Valley	5.94%	Greenfield	4.40%	Chester	3.06%	<i>Atkinson and Gilmanton Academy Grant</i>	
Charlestown	12.36%	Thornton	7.80%	Wilton	5.94%	Temple	4.40%	Hopkinton	3.04%	<i>Bean's Grant</i>	
Claremont	12.36%	Woodstock	7.80%	Loudon	5.94%	Plaistow	4.35%	North Hampton	2.95%	<i>Bean's Purchase</i>	
Cornish	12.36%	Jaffrey	7.69%	Ashland	5.93%	Dorchester	4.31%	New London	2.80%	<i>Cambridge</i>	
Croydon	12.36%	Canaan	7.62%	Holderness	5.93%	Groton	4.31%	Lyndeborough	2.77%	<i>Chandler's Purchase</i>	
Newport	12.36%	Grafton	7.62%	Brookfield	5.71%	Hebron	4.31%	Stratham	2.77%	<i>Crawford's Purchase</i>	
Unity	12.36%	Orange	7.62%	Acworth	5.70%	Rumney	4.31%	Rye	2.67%	<i>Cutt's Grant</i>	
Ossipee	12.31%	Milton	7.56%	Alstead	5.70%	Hooksett	4.30%	Hollis	2.65%	<i>Dix's Grant</i>	
Albany	12.13%	Brentwood	7.40%	Gilsum	5.70%	Auburn	4.30%	Amherst	2.62%	<i>Dixville</i>	
Northumberland	12.10%	Exeter	7.40%	Langdon	5.70%	Kingston	4.29%	Greenland	2.60%	<i>Erving's Location</i>	
Stark	12.10%	Kensington	7.40%	Marlow	5.70%	Merrimack	4.29%	Newington	2.60%	<i>Green's Grant</i>	
Littleton	11.87%	Raymond	7.19%	Gilford	5.69%	Hampton Falls	4.24%	Moultonborough	2.51%	<i>Hadley's Purchase</i>	
Rochester	11.55%	Alexandria	7.18%	Carroll	5.65%	Lee	4.15%	Sandwich	2.51%	<i>Kilkenny</i>	
Laconia	11.53%	Bridgewater	7.18%	Jefferson	5.65%	Madbury	4.15%	Hanover	2.51%	<i>Livermore</i>	
Hinsdale	11.16%	Bristol	7.18%	Randolph	5.65%	Gilmanton	4.12%	Newfields	2.36%	<i>Low and Burbank's Grant</i>	
Farmington	10.62%	Plymouth	7.18%	Lebanon	5.58%	Londonderry	4.11%	Stratham	2.36%	<i>Martin's Location</i>	
Epsom	10.40%	Newmarket	6.96%	Plainfield	5.58%	Madison	4.10%	Tuftonboro	2.35%	<i>Millsfield</i>	
Dover	9.99%	Seabrook	6.96%	Fitzwilliam	5.56%	New Boston	4.04%	East Kingston	2.21%	<i>Odell</i>	
Somersworth	9.96%	Middleton	6.86%	Rindge	5.56%	Bow	4.01%	South Hampton	2.21%	<i>Pinkham's Grant</i>	
Goffstown	9.71%	New Durham	6.86%	Barnstead	5.43%	Fremont	3.89%	Grantham	2.03%	<i>Sargent's Purchase</i>	
Richmond	9.52%	Campton	6.79%	Northwood	5.41%	Harrisville	3.86%	Hancock	1.73%	<i>Second College Grant</i>	
Swanzey	9.52%	Ellsworth	6.79%	Canterbury	5.38%	Nelson	3.86%	New Castle	1.37%	<i>Success</i>	
Winchester	9.52%	Bethlehem	6.67%	New Ipswich	5.28%	Stoddard	3.86%			<i>Thompson and Meserves Purchase</i>	
Northfield	9.42%	Dummer	6.61%	Salem	5.20%	Hampstead	3.82%			<i>Wentworth's Location</i>	
Tilton	9.42%	Errol	6.61%	Wolfeboro	5.17%	Newbury	3.82%				
Keene	9.17%	Milan	6.61%	Candia	5.12%	Sutton	3.82%				
Roxbury	9.17%	Sandown	6.39%	Hampton	5.05%	Chesterfield	3.80%				
Sullivan	9.17%	Epping	6.33%	Springfield	5.04%	Center Harbor	3.76%				
Surry	9.17%	Litchfield	6.30%	Wilmot	5.04%	Atkinson	3.65%				
Greenville	9.17%	Bedford	6.29%	Dunbarton	5.03%	Goshen	3.62%				
Mason	9.17%	Deering	6.22%	Weare	5.03%	Lempster	3.62%				
Belmont	9.04%	Hillsborough	6.22%	Danville	4.97%	Sunapee	3.62%				