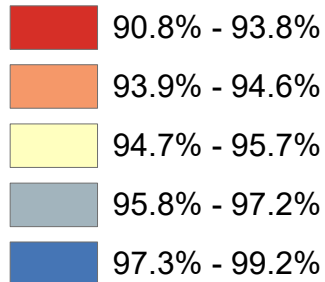


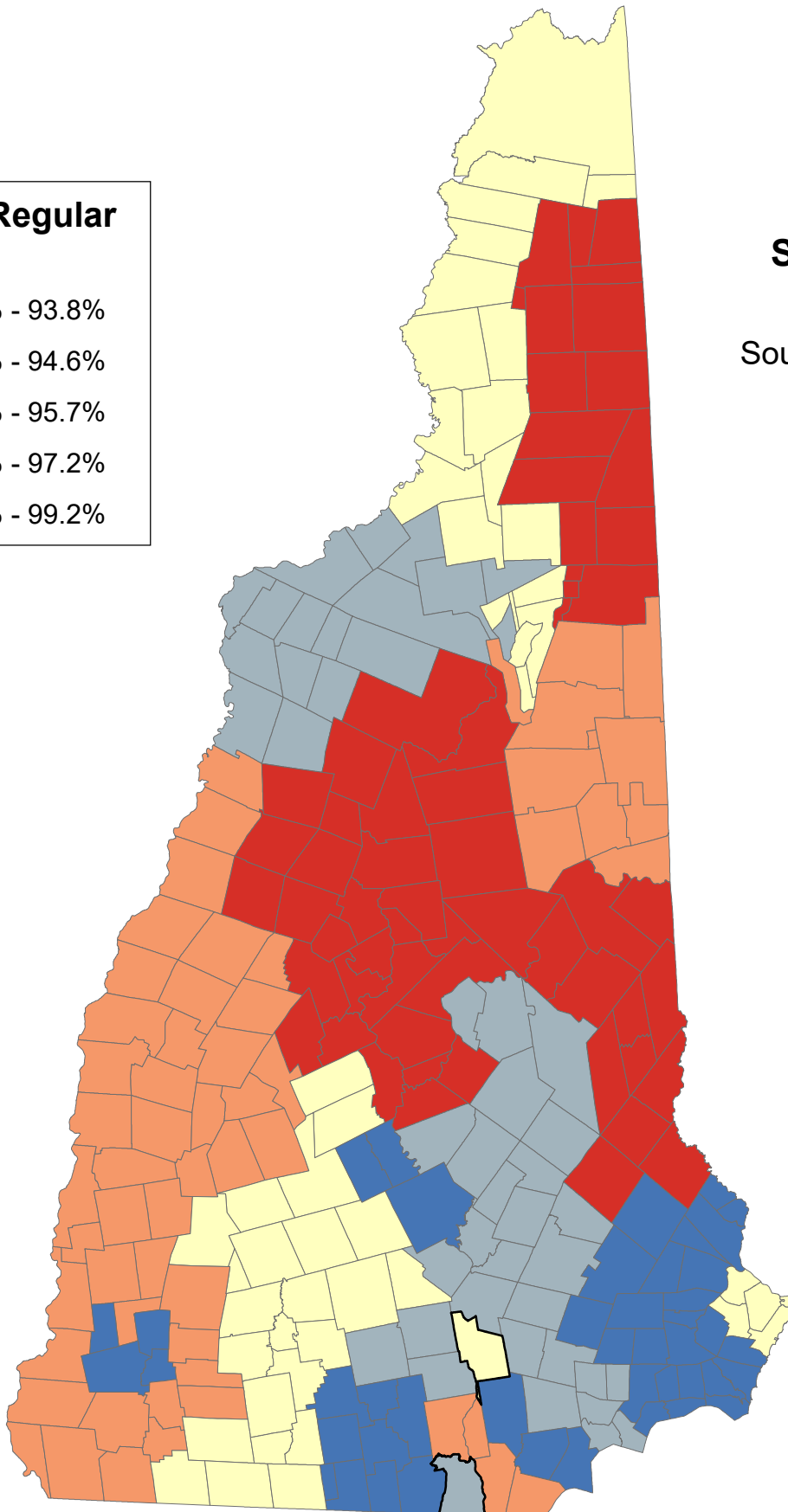
Percentage of Persons Age 60+ Years with a Regular Doctor

% with a Regular Doctor

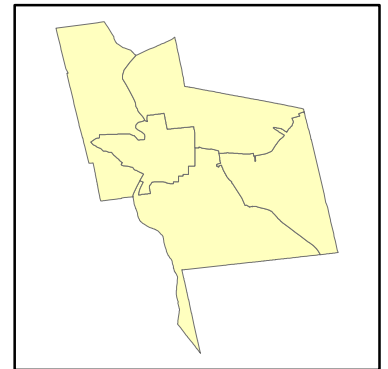


State Average: 95.8%

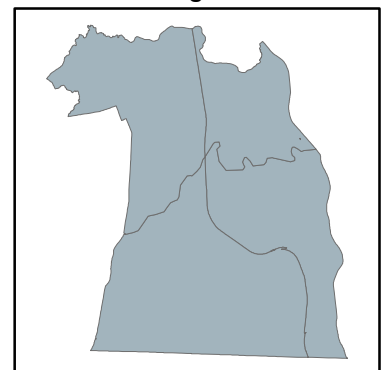
Source: BRFSS, 2014-2016



Manchester Neighborhoods



Nashua Neighborhoods



% 60+ with a Regular Doctor

Acworth	94.29%	Dalton	96.44%	Haverhill	96.44%	Nelson	94.65%	South Hampton	97.50%	Manchester	
Albany	94.17%	Danbury	93.52%	Hebron	90.85%	New Boston	96.41%	Springfield	94.29%	Central Manchester	94.97%
Alexandria	90.85%	Danville	97.20%	Henniker	95.65%	New Castle	95.16%	Stark	94.95%	Manchester: West	94.97%
Allenstown	96.95%	Deerfield	96.41%	Hill	93.52%	New Durham	93.82%	Stewartstown	94.95%	Manchester: South	94.97%
Alstead	94.29%	Deering	95.65%	Hillsborough	95.65%	New Hampton	93.52%	Stoddard	94.65%	Manchester: North	94.97%
Alton	96.80%	Derry	97.20%	Hinsdale	94.65%	New Ipswich	95.66%	Strafford	93.82%	Manchester: East	94.97%
Amherst	97.22%	Dorchester	90.85%	Holderness	90.85%	New London	94.29%	Stratford	94.95%		
Andover	95.65%	Dover	98.19%	Hollis	97.22%	Newbury	94.29%	Stratham	97.43%	Nashua	
Antrim	95.66%	Dublin	94.65%	Hooksett	96.41%	Newfields	97.43%	Sugar Hill	96.44%	Nashua: Zip 03060	95.93%
Ashland	90.85%	Dummer	93.84%	Hopkinton	95.65%	Newington	95.16%	Sullivan	97.49%	Nashua: Zip 03062	95.93%
Atkinson	97.20%	Dunbarton	95.65%	Hudson	94.37%	Newmarket	97.50%	Sunapee	94.29%	Nashua: Zip 03063	95.93%
Auburn	96.41%	Durham	98.19%	Jackson	94.17%	Newport	94.29%	Surry	97.49%	Nashua: Zip 03064	95.93%
Barnstead	96.80%	East Kingston	97.50%	Jaffrey	95.66%	Newton	97.50%	Sutton	94.29%		
Barrington	98.19%	Easton	96.44%	Jefferson	94.95%	North Hampton	97.43%	Swanzey	94.65%		
Bartlett	94.17%	Eaton	94.17%	Keene	97.49%	Northfield	93.52%	Tamworth	94.17%		
Bath	96.44%	Effingham	93.81%	Kensington	97.43%	Northumberland	94.95%	Temple	95.66%		
Bedford	96.41%	Ellsworth	90.85%	Kingston	97.50%	Northwood	96.95%	Thornton	90.85%	Unincorporated Places	
Belmont	93.52%	Enfield	94.43%	Laconia	96.80%	Nottingham	97.50%	Tilton	93.52%	<i>Atkinson and Gilmanton Academy Grant</i>	
Bennington	95.66%	Epping	97.50%	Lancaster	94.95%	Orange	94.43%	Troy	94.65%	<i>Bean's Grant</i>	
Benton	96.44%	Epsom	96.95%	Landaff	96.44%	Orford	94.43%	Tuftonboro	93.81%	<i>Bean's Purchase</i>	
Berlin	93.84%	Errol	93.84%	Langdon	94.29%	Ossipee	93.81%	Unity	94.29%	<i>Cambridge</i>	
Bethlehem	96.44%	Exeter	97.43%	Lebanon	94.43%	Pelham	94.37%	Wakefield	93.81%	<i>Chandler's Purchase</i>	
Boscawen	98.44%	Farmington	93.82%	Lee	98.19%	Pembroke	96.95%	Walpole	94.65%	<i>Crawford's Purchase</i>	
Bow	96.95%	Fitzwilliam	95.66%	Lempster	94.29%	Peterborough	95.66%	Warner	95.65%	<i>Cutt's Grant</i>	
Bradford	95.65%	Francestown	95.66%	Lincoln	90.85%	Piermont	94.43%	Warren	90.85%	<i>Dix's Grant</i>	
Brentwood	97.43%	Franconia	96.44%	Lisbon	96.44%	Pittsburg	94.95%	Washington	95.65%	<i>Dixville</i>	
Bridgewater	90.85%	Franklin	93.52%	Litchfield	94.37%	Pittsfield	96.95%	Waterville Valley	90.85%	<i>Erving's Location</i>	
Bristol	90.85%	Freedom	94.17%	Littleton	96.44%	Plainfield	94.43%	Weare	95.65%	<i>Green's Grant</i>	
Brookfield	93.81%	Fremont	97.50%	Londonderry	99.25%	Plaisrow	97.20%	Webster	98.44%	<i>Hadley's Purchase</i>	
Brookline	97.22%	Gilford	96.80%	Loudon	96.95%	Plymouth	90.85%	Wentworth	90.85%	<i>Kilkenny</i>	
Campton	90.85%	Gilmanton	96.80%	Lyman	96.44%	Portsmouth	95.16%	Westmoreland	94.65%	<i>Livermore</i>	
Canaan	94.43%	Gilsum	94.65%	Lyme	94.43%	Randolph	94.95%	Whitefield	96.44%	<i>Low and Burbank's Grant</i>	
Candia	96.41%	Goffstown	96.41%	Lyndeborough	97.22%	Raymond	97.50%	Wilmot	94.29%	<i>Martin's Location</i>	
Canterbury	96.95%	Gorham	93.84%	Madbury	98.19%	Richmond	94.65%	Wilton	97.22%	<i>Millsfield</i>	
Carroll	96.44%	Goshen	94.29%	Madison	94.17%	Rindge	95.66%	Winchester	94.65%	<i>Odell</i>	
Center Harbor	93.52%	Grafton	94.43%	Manchester	94.97%	Rochester	93.82%	Windham	99.25%	<i>Pinkham's Grant</i>	
Charlestown	94.29%	Grantham	94.43%	Marlborough	94.65%	Rollinsford	98.19%	Windsor	95.65%	<i>Sargent's Purchase</i>	
Chatham	94.17%	Greenfield	95.66%	Marlow	94.65%	Roxbury	97.49%	Wolfeboro	93.81%	<i>Second College Grant</i>	
Chester	97.20%	Greenland	95.16%	Mason	97.22%	Rumney	90.85%	Woodstock	90.85%	<i>Success</i>	
Chesterfield	94.65%	Greenville	97.22%	Meredith	93.52%	Rye	95.16%			<i>Thompson and Meserves Purchase</i>	
Chichester	96.95%	Groton	90.85%	Merrimack	94.37%	Salem	99.25%			<i>Wentworth's Location</i>	
Claremont	94.29%	Hale's Location	94.17%	Middleton	93.82%	Salisbury	95.65%				
Clarksville	94.95%	Hampstead	97.20%	Milan	93.84%	Sanbornton	93.52%				
Colebrook	94.95%	Hampton	97.43%	Milford	97.22%	Sandown	97.20%				
Columbia	94.95%	Hampton Falls	97.50%	Milton	93.82%	Sandwich	93.81%				
Concord	98.44%	Hancock	95.66%	Monroe	96.44%	Seabrook	97.50%				
Conway	94.17%	Hanover	94.43%	Mont Vernon	97.22%	Sharon	95.66%				
Cornish	94.29%	Harrisville	94.65%	Moultonborough	93.81%	Shelburne	93.84%				
Croydon	94.29%	Hart's Location	94.17%	Nashua	95.93%	Somersworth	98.19%				

% 60+ with a Regular Doctor (Ranked)

Londonderry	99.25%	Plaistow	97.20%	Sharon	95.66%	Grantham	94.43%	New Durham	93.82%	Manchester	
Salem	99.25%	Sandown	97.20%	Temple	95.66%	Hanover	94.43%	Rochester	93.82%	Central Manchester	94.97%
Windham	99.25%	Allenstown	96.95%	Andover	95.65%	Lebanon	94.43%	Strafford	93.82%	Manchester: West	94.97%
Boscawen	98.44%	Bow	96.95%	Bradford	95.65%	Lyme	94.43%	Brookfield	93.81%	Manchester: South	94.97%
Concord	98.44%	Canterbury	96.95%	Deering	95.65%	Orange	94.43%	Effingham	93.81%	Manchester: North	94.97%
Webster	98.44%	Chichester	96.95%	Dunbarton	95.65%	Orford	94.43%	Moultonborough	93.81%	Manchester: East	94.97%
Barrington	98.19%	Epsom	96.95%	Henniker	95.65%	Piermont	94.43%	Ossipee	93.81%		
Dover	98.19%	Loudon	96.95%	Hillsborough	95.65%	Plainfield	94.43%	Sandwich	93.81%	Nashua	
Durham	98.19%	Northwood	96.95%	Hopkinton	95.65%	Hudson	94.37%	Tuftonboro	93.81%	Nashua: Zip 03060	95.93%
Lee	98.19%	Pembroke	96.95%	Salisbury	95.65%	Litchfield	94.37%	Wakefield	93.81%	Nashua: Zip 03062	95.93%
Madbury	98.19%	Pittsfield	96.95%	Warner	95.65%	Merrimack	94.37%	Wolfeboro	93.81%	Nashua: Zip 03063	95.93%
Rollinsford	98.19%	Alton	96.80%	Washington	95.65%	Pelham	94.37%	Belmont	93.52%	Nashua: Zip 03064	95.93%
Somersworth	98.19%	Barnstead	96.80%	Weare	95.65%	Acworth	94.29%	Center Harbor	93.52%		
East Kingston	97.50%	Gilford	96.80%	Windsor	95.65%	Alstead	94.29%	Danbury	93.52%		
Epping	97.50%	Gilmanton	96.80%	Greenland	95.16%	Charlestown	94.29%	Franklin	93.52%		
Fremont	97.50%	Laconia	96.80%	New Castle	95.16%	Claremont	94.29%	Hill	93.52%		
Hampton Falls	97.50%	Bath	96.44%	Newington	95.16%	Cornish	94.29%	Meredith	93.52%	Unincorporated Places	
Kingston	97.50%	Benton	96.44%	Portsmouth	95.16%	Croydon	94.29%	New Hampton	93.52%	<i>Atkinson and Gilmanton Academy Grant</i>	
Newmarket	97.50%	Bethlehem	96.44%	Rye	95.16%	Goshen	94.29%	Northfield	93.52%	<i>Bean's Grant</i>	
Newton	97.50%	Carroll	96.44%	Manchester	94.97%	Langdon	94.29%	Sanbornton	93.52%	<i>Bean's Purchase</i>	
Nottingham	97.50%	Dalton	96.44%	Clarksville	94.95%	Lempster	94.29%	Tilton	93.52%	<i>Cambridge</i>	
Raymond	97.50%	Easton	96.44%	Colebrook	94.95%	New London	94.29%	Alexandria	90.85%	<i>Chandler's Purchase</i>	
Seabrook	97.50%	Franconia	96.44%	Columbia	94.95%	Newbury	94.29%	Plymouth	90.85%	<i>Crawford's Purchase</i>	
South Hampton	97.50%	Haverhill	96.44%	Jefferson	94.95%	Newport	94.29%	Bridgewater	90.85%	<i>Cutt's Grant</i>	
Keene	97.49%	Landaff	96.44%	Lancaster	94.95%	Springfield	94.29%	Bristol	90.85%	<i>Dix's Grant</i>	
Roxbury	97.49%	Lisbon	96.44%	Northumberland	94.95%	Sunapee	94.29%	Campton	90.85%	<i>Dixville</i>	
Sullivan	97.49%	Littleton	96.44%	Pittsburg	94.95%	Sutton	94.29%	Dorchester	90.85%	<i>Erving's Location</i>	
Surry	97.49%	Lyman	96.44%	Randolph	94.95%	Unity	94.29%	Ellsworth	90.85%	<i>Green's Grant</i>	
Brentwood	97.43%	Monroe	96.44%	Stark	94.95%	Wilmot	94.29%	Groton	90.85%	<i>Hadley's Purchase</i>	
Exeter	97.43%	Sugar Hill	96.44%	Stewartstown	94.95%	Albany	94.17%	Hebron	90.85%	<i>Kilkenny</i>	
Hampton	97.43%	Whitefield	96.44%	Stratford	94.95%	Bartlett	94.17%	Holderness	90.85%	<i>Livermore</i>	
Kensington	97.43%	Auburn	96.41%	Chesterfield	94.65%	Chatham	94.17%	Lincoln	90.85%	<i>Low and Burbank's Grant</i>	
Newfields	97.43%	Bedford	96.41%	Dublin	94.65%	Conway	94.17%	Plymouth	90.85%	<i>Martin's Location</i>	
North Hampton	97.43%	Candia	96.41%	Gilsum	94.65%	Eaton	94.17%	Rumney	90.85%	<i>Millsfield</i>	
Stratham	97.43%	Deerfield	96.41%	Harrisville	94.65%	Freedom	94.17%	Thornton	90.85%	<i>Odell</i>	
Amherst	97.22%	Goffstown	96.41%	Hinsdale	94.65%	Hale's Location	94.17%	Warren	90.85%	<i>Pinkham's Grant</i>	
Brookline	97.22%	Hooksett	96.41%	Marlborough	94.65%	Hart's Location	94.17%	Waterville Valley	90.85%	<i>Sargent's Purchase</i>	
Greenville	97.22%	New Boston	96.41%	Marlow	94.65%	Jackson	94.17%	Wentworth	90.85%	<i>Second College Grant</i>	
Hollis	97.22%	Nashua	95.93%	Nelson	94.65%	Madison	94.17%	Woodstock	90.85%	<i>Success</i>	
Lyndeborough	97.22%	Antrim	95.66%	Richmond	94.65%	Tamworth	94.17%			<i>Thompson and Meserves Purchase</i>	
Mason	97.22%	Bennington	95.66%	Stoddard	94.65%	Berlin	93.84%			<i>Wentworth's Location</i>	
Milford	97.22%	Fitzwilliam	95.66%	Swanzey	94.65%	Dummer	93.84%				
Mont Vernon	97.22%	Francestown	95.66%	Troy	94.65%	Errol	93.84%				
Wilton	97.22%	Greenfield	95.66%	Walpole	94.65%	Gorham	93.84%				
Atkinson	97.20%	Hancock	95.66%	Westmoreland	94.65%	Milan	93.84%				
Chester	97.20%	Jaffrey	95.66%	Winchester	94.65%	Shelburne	93.84%				
Danville	97.20%	New Ipswich	95.66%	Canaan	94.43%	Farmington	93.82%				
Derry	97.20%	Peterborough	95.66%	Enfield	94.43%	Middleton	93.82%				
Hampstead	97.20%	Rindge	95.66%	Grafton	94.43%	Milton	93.82%				