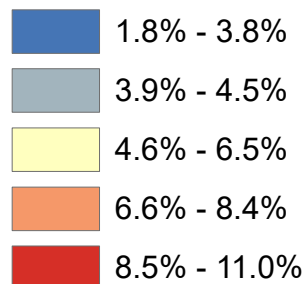


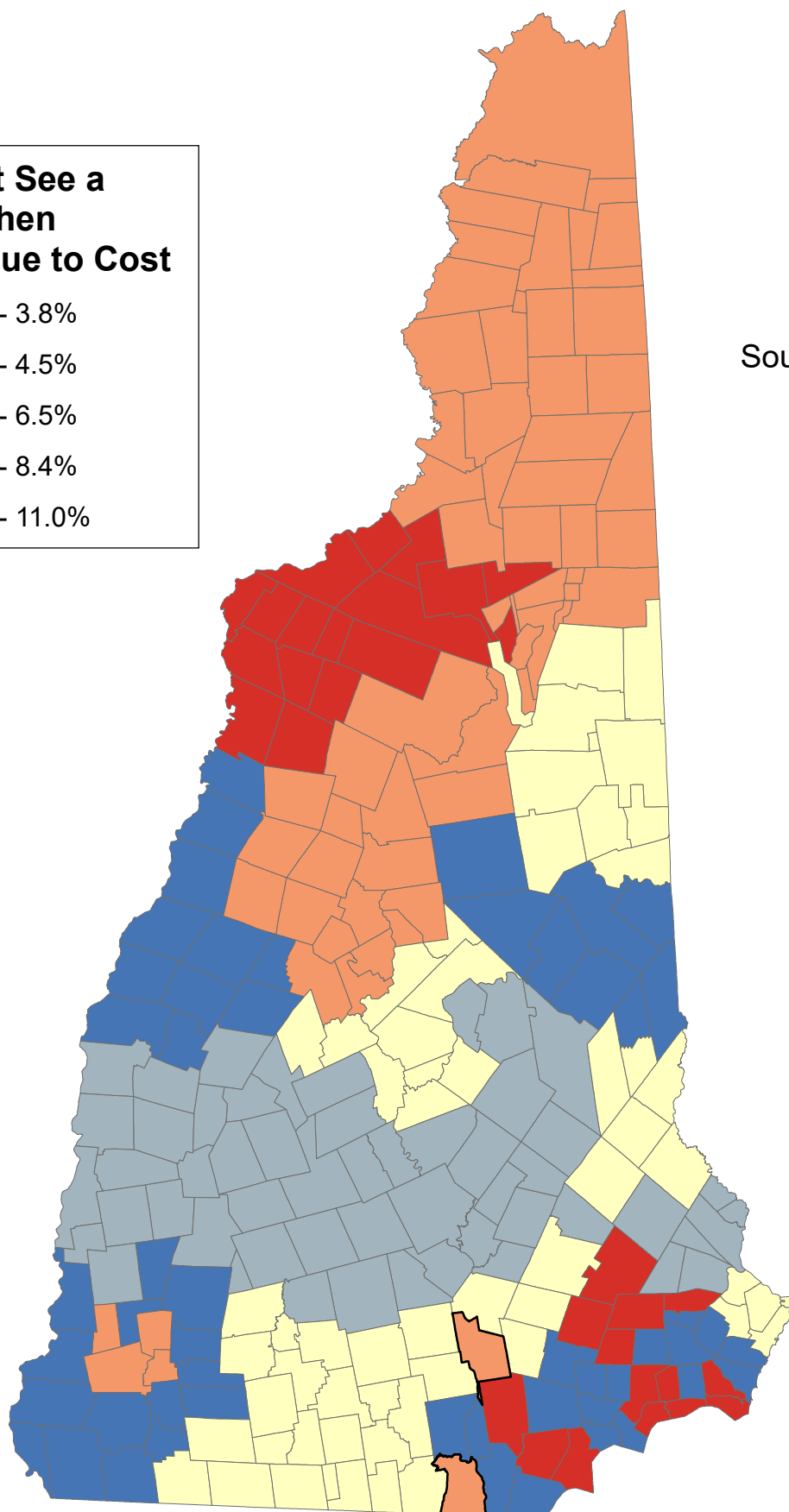
Percentage of Persons Age 60+ Years Who Did Not See a Doctor When Needed Due to Cost

% Did Not See a Doctor When Needed Due to Cost

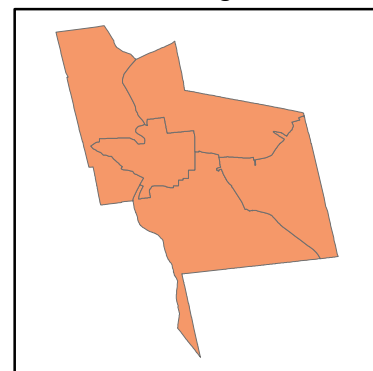


State Average: 5.4%

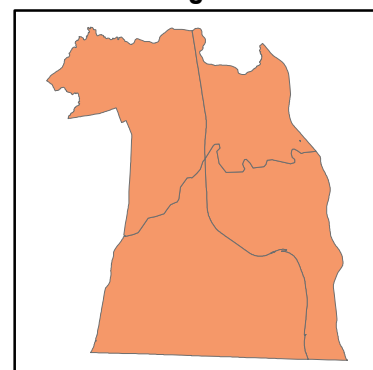
Source: BRFSS, 2014-2016



Manchester Neighborhoods



Nashua Neighborhoods



% 60+ Who Did Not See Doctor When Needed Due to Cost

Acworth	4.48%	Dalton	9.72%	Haverhill	9.72%	Nelson	3.31%	South Hampton	9.53%	Manchester	
Albany	5.97%	Danbury	6.55%	Hebron	6.74%	New Boston	4.55%	Springfield	4.48%	Central Manchester	7.13%
Alexandria	6.74%	Danville	2.68%	Henniker	4.44%	New Castle	5.44%	Stark	8.44%	Manchester: West	7.13%
Allenstown	4.07%	Deerfield	4.55%	Hill	6.55%	New Durham	4.91%	Stewartstown	8.44%	Manchester: South	7.13%
Alstead	4.48%	Deering	4.44%	Hillsborough	4.44%	New Hampton	6.55%	Stoddard	3.31%	Manchester: North	7.13%
Alton	4.24%	Derry	2.68%	Hinsdale	3.31%	New Ipswich	5.12%	Strafford	4.91%	Manchester: East	7.13%
Amherst	4.87%	Dorchester	6.74%	Holderness	6.74%	New London	4.48%	Stratford	8.44%		
Andover	4.44%	Dover	4.21%	Hollis	4.87%	Newbury	4.48%	Stratham	2.58%	Nashua	
Antrim	5.12%	Dublin	3.31%	Hooksett	4.55%	Newfields	2.58%	Sugar Hill	9.72%	Nashua: Zip 03060	7.80%
Ashland	6.74%	Dummer	8.24%	Hopkinton	4.44%	Newington	5.44%	Sullivan	8.19%	Nashua: Zip 03062	7.80%
Atkinson	2.68%	Dunbarton	4.44%	Hudson	1.76%	Newmarket	9.53%	Sunapee	4.48%	Nashua: Zip 03063	7.80%
Auburn	4.55%	Durham	4.21%	Jackson	5.97%	Newport	4.48%	Surry	8.19%	Nashua: Zip 03064	7.80%
Barnstead	4.24%	East Kingston	9.53%	Jaffrey	5.12%	Newton	9.53%	Sutton	4.48%		
Barrington	4.21%	Easton	9.72%	Jefferson	8.44%	North Hampton	2.58%	Swanzey	3.31%		
Bartlett	5.97%	Eaton	5.97%	Keene	8.19%	Northfield	6.55%	Tamworth	5.97%		
Bath	9.72%	Effingham	2.94%	Kensington	2.58%	Northumberland	8.44%	Temple	5.12%		
Bedford	4.55%	Ellsworth	6.74%	Kingston	9.53%	Northwood	4.07%	Thornton	6.74%	Unincorporated Places	
Belmont	6.55%	Enfield	3.79%	Laconia	4.24%	Nottingham	9.53%	Tilton	6.55%	<i>Atkinson and Gilmanton Academy Grant</i>	
Bennington	5.12%	Epping	9.53%	Lancaster	8.44%	Orange	3.79%	Troy	3.31%	<i>Bean's Grant</i>	
Benton	9.72%	Epsom	4.07%	Landaff	9.72%	Orford	3.79%	Tuftonboro	2.94%	<i>Bean's Purchase</i>	
Berlin	8.24%	Errol	8.24%	Langdon	4.48%	Ossipee	2.94%	Unity	4.48%	<i>Cambridge</i>	
Bethlehem	9.72%	Exeter	2.58%	Lebanon	3.79%	Pelham	1.76%	Wakefield	2.94%	<i>Chandler's Purchase</i>	
Boscawen	4.05%	Farmington	4.91%	Lee	4.21%	Pembroke	4.07%	Walpole	3.31%	<i>Crawford's Purchase</i>	
Bow	4.07%	Fitzwilliam	5.12%	Lempster	4.48%	Peterborough	5.12%	Warner	4.44%	<i>Cutt's Grant</i>	
Bradford	4.44%	Francestown	5.12%	Lincoln	6.74%	Piermont	3.79%	Warren	6.74%	<i>Dix's Grant</i>	
Brentwood	2.58%	Franconia	9.72%	Lisbon	9.72%	Pittsburg	8.44%	Washington	4.44%	<i>Dixville</i>	
Bridgewater	6.74%	Franklin	6.55%	Litchfield	1.76%	Pittsfield	4.07%	Waterville Valley	6.74%	<i>Erving's Location</i>	
Bristol	6.74%	Freedom	5.97%	Littleton	9.72%	Plainfield	3.79%	Weare	4.44%	<i>Green's Grant</i>	
Brookfield	2.94%	Fremont	9.53%	Londonderry	11.03%	Plaisow	2.68%	Webster	4.05%	<i>Hadley's Purchase</i>	
Brookline	4.87%	Gilford	4.24%	Loudon	4.07%	Plymouth	6.74%	Wentworth	6.74%	<i>Kilkenny</i>	
Campton	6.74%	Gilmanton	4.24%	Lyman	9.72%	Portsmouth	5.44%	Westmoreland	3.31%	<i>Livermore</i>	
Canaan	3.79%	Gilsum	3.31%	Lyme	3.79%	Randolph	8.44%	Whitefield	9.72%	<i>Low and Burbank's Grant</i>	
Candia	4.55%	Goffstown	4.55%	Lyndeborough	4.87%	Raymond	9.53%	Wilmot	4.48%	<i>Martin's Location</i>	
Canterbury	4.07%	Gorham	8.24%	Madbury	4.21%	Richmond	3.31%	Wilton	4.87%	<i>Millsfield</i>	
Carroll	9.72%	Goshen	4.48%	Madison	5.97%	Rindge	5.12%	Winchester	3.31%	<i>Odell</i>	
Center Harbor	6.55%	Grafton	3.79%	Manchester	7.13%	Rochester	4.91%	Windham	11.03%	<i>Pinkham's Grant</i>	
Charlestown	4.48%	Grantham	3.79%	Marlborough	3.31%	Rollinsford	4.21%	Windsor	4.44%	<i>Sargent's Purchase</i>	
Chatham	5.97%	Greenfield	5.12%	Marlow	3.31%	Roxbury	8.19%	Wolfeboro	2.94%	<i>Second College Grant</i>	
Chester	2.68%	Greenland	5.44%	Mason	4.87%	Rumney	6.74%	Woodstock	6.74%	<i>Success</i>	
Chesterfield	3.31%	Greenville	4.87%	Meredith	6.55%	Rye	5.44%			<i>Thompson and Meserves Purchase</i>	
Chichester	4.07%	Groton	6.74%	Merrimack	1.76%	Salem	11.03%			<i>Wentworth's Location</i>	
Claremont	4.48%	Hale's Location	5.97%	Middleton	4.91%	Salisbury	4.44%				
Clarksville	8.44%	Hampstead	2.68%	Milan	8.24%	Sanbornton	6.55%				
Colebrook	8.44%	Hampton	2.58%	Milford	4.87%	Sandown	2.68%				
Columbia	8.44%	Hampton Falls	9.53%	Milton	4.91%	Sandwich	2.94%				
Concord	4.05%	Hancock	5.12%	Monroe	9.72%	Seabrook	9.53%				
Conway	5.97%	Hanover	3.79%	Mont Vernon	4.87%	Sharon	5.12%				
Cornish	4.48%	Harrisville	3.31%	Moultonborough	2.94%	Shelburne	8.24%				
Croydon	4.48%	Hart's Location	5.97%	Nashua	7.80%	Somersworth	4.21%				

% 60+ Who Did Not See Doctor When Needed Due to Cost (Ranked)

Londonderry	11.03%	Surry	8.19%	Fitzwilliam	5.12%	Andover	4.44%	Gilsum	3.31%	Manchester	
Salem	11.03%	Nashua	7.80%	Francestown	5.12%	Bradford	4.44%	Harrisville	3.31%	Central Manchester	7.13%
Windham	11.03%	Manchester	7.13%	Greenfield	5.12%	Deering	4.44%	Hinsdale	3.31%	Manchester: West	7.13%
Bath	9.72%	Alexandria	6.74%	Hancock	5.12%	Dunbarton	4.44%	Marlborough	3.31%	Manchester: South	7.13%
Benton	9.72%	Ashland	6.74%	Jaffrey	5.12%	Henniker	4.44%	Marlow	3.31%	Manchester: North	7.13%
Bethlehem	9.72%	Bridgewater	6.74%	New Ipswich	5.12%	Hillsborough	4.44%	Nelson	3.31%	Manchester: East	7.13%
Carroll	9.72%	Bristol	6.74%	Peterborough	5.12%	Hopkinton	4.44%	Richmond	3.31%		
Dalton	9.72%	Campton	6.74%	Rindge	5.12%	Salisbury	4.44%	Stoddard	3.31%	Nashua	
Easton	9.72%	Dorchester	6.74%	Sharon	5.12%	Warner	4.44%	Swanzy	3.31%	Nashua: Zip 03060	7.80%
Franconia	9.72%	Ellsworth	6.74%	Temple	5.12%	Washington	4.44%	Troy	3.31%	Nashua: Zip 03062	7.80%
Haverhill	9.72%	Groton	6.74%	Farmington	4.91%	Weare	4.44%	Walpole	3.31%	Nashua: Zip 03063	7.80%
Landaff	9.72%	Hebron	6.74%	Middleton	4.91%	Windsor	4.44%	Westmoreland	3.31%	Nashua: Zip 03064	7.80%
Lisbon	9.72%	Holderness	6.74%	Milton	4.91%	Alton	4.24%	Winchester	3.31%		
Littleton	9.72%	Lincoln	6.74%	New Durham	4.91%	Barnstead	4.24%	Brookfield	2.94%		
Lyman	9.72%	Plymouth	6.74%	Rochester	4.91%	Gilford	4.24%	Effingham	2.94%		
Monroe	9.72%	Rumney	6.74%	Strafford	4.91%	Gilmanton	4.24%	Moultonborough	2.94%		
Sugar Hill	9.72%	Thornton	6.74%	Amherst	4.87%	Laconia	4.24%	Ossipee	2.94%	Unincorporated Places	
Whitefield	9.72%	Warren	6.74%	Brookline	4.87%	Barrington	4.21%	Sandwich	2.94%	<i>Atkinson and Gilmanton Academy Grant</i>	
East Kingston	9.53%	Waterville Valley	6.74%	Greenville	4.87%	Dover	4.21%	Tuftonboro	2.94%	<i>Bean's Grant</i>	
Epping	9.53%	Wentworth	6.74%	Hollis	4.87%	Durham	4.21%	Wakefield	2.94%	<i>Bean's Purchase</i>	
Fremont	9.53%	Woodstock	6.74%	Lyndeborough	4.87%	Lee	4.21%	Wolfeboro	2.94%	<i>Cambridge</i>	
Hampton Falls	9.53%	Belmont	6.55%	Mason	4.87%	Madbury	4.21%	Atkinson	2.68%	<i>Chandler's Purchase</i>	
Kingston	9.53%	Center Harbor	6.55%	Milford	4.87%	Rollinsford	4.21%	Newfields	2.68%	<i>Crawford's Purchase</i>	
Newmarket	9.53%	Danbury	6.55%	Mont Vernon	4.87%	Somersworth	4.21%	Danville	2.68%	<i>Cutt's Grant</i>	
Newton	9.53%	Franklin	6.55%	Wilton	4.87%	Allenstown	4.07%	Derry	2.68%	<i>Dix's Grant</i>	
Nottingham	9.53%	Hill	6.55%	Auburn	4.55%	Bow	4.07%	Hampstead	2.68%	<i>Dixville</i>	
Raymond	9.53%	Meredith	6.55%	Bedford	4.55%	Canterbury	4.07%	Plaistow	2.68%	<i>Erving's Location</i>	
Seabrook	9.53%	New Hampton	6.55%	Candia	4.55%	Chichester	4.07%	Sandown	2.68%	<i>Green's Grant</i>	
South Hampton	9.53%	Northfield	6.55%	Deerfield	4.55%	Epsom	4.07%	Brentwood	2.58%	<i>Hadley's Purchase</i>	
Clarksville	8.44%	Sanbornton	6.55%	Goffstown	4.55%	Loudon	4.07%	Exeter	2.58%	<i>Kilkenny</i>	
Colebrook	8.44%	Tilton	6.55%	Hooksett	4.55%	Northwood	4.07%	Hampton	2.58%	<i>Livermore</i>	
Columbia	8.44%	Albany	5.97%	New Boston	4.55%	Pembroke	4.07%	Kensington	2.58%	<i>Low and Burbank's Grant</i>	
Jefferson	8.44%	Bartlett	5.97%	Acworth	4.48%	Pittsfield	4.07%	Newfields	2.58%	<i>Martin's Location</i>	
Lancaster	8.44%	Chatham	5.97%	Alstead	4.48%	Boscawen	4.05%	North Hampton	2.58%	<i>Millsfield</i>	
Northumberland	8.44%	Conway	5.97%	Charlestown	4.48%	Concord	4.05%	Stratham	2.58%	<i>Odell</i>	
Pittsburg	8.44%	Eaton	5.97%	Claremont	4.48%	Webster	4.05%	Hudson	1.76%	<i>Pinkham's Grant</i>	
Randolph	8.44%	Freedom	5.97%	Cornish	4.48%	Canaan	3.79%	Litchfield	1.76%	<i>Sargent's Purchase</i>	
Stark	8.44%	Hale's Location	5.97%	Croydon	4.48%	Enfield	3.79%	Merrimack	1.76%	<i>Second College Grant</i>	
Stewartstown	8.44%	Hart's Location	5.97%	Goshen	4.48%	Grafton	3.79%	Pelham	1.76%	<i>Success</i>	
Stratford	8.44%	Jackson	5.97%	Langdon	4.48%	Grantham	3.79%			<i>Thompson and Meserves Purchase</i>	
Berlin	8.24%	Madison	5.97%	Lempster	4.48%	Hanover	3.79%			<i>Wentworth's Location</i>	
Dummer	8.24%	Tamworth	5.97%	New London	4.48%	Lebanon	3.79%				
Errol	8.24%	Greenland	5.44%	Newbury	4.48%	Lyme	3.79%				
Gorham	8.24%	New Castle	5.44%	Newport	4.48%	Orange	3.79%				
Milan	8.24%	Newington	5.44%	Springfield	4.48%	Orford	3.79%				
Shelburne	8.24%	Portsmouth	5.44%	Sunapee	4.48%	Piermont	3.79%				
Keene	8.19%	Rye	5.44%	Sutton	4.48%	Plainfield	3.79%				
Roxbury	8.19%	Antrim	5.12%	Unity	4.48%	Chesterfield	3.31%				
Sullivan	8.19%	Bennington	5.12%	Wilmot	4.48%	Dublin	3.31%				