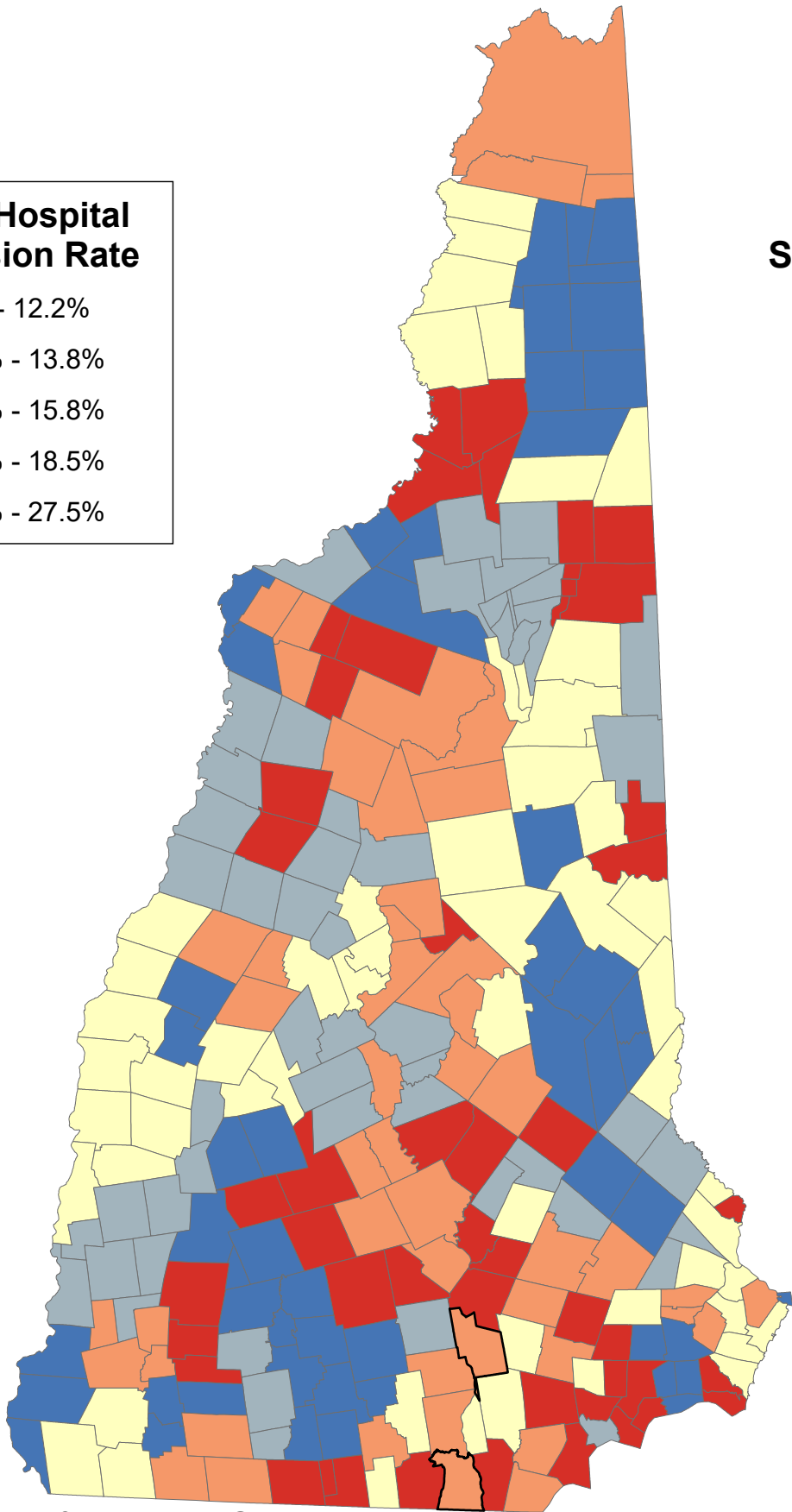
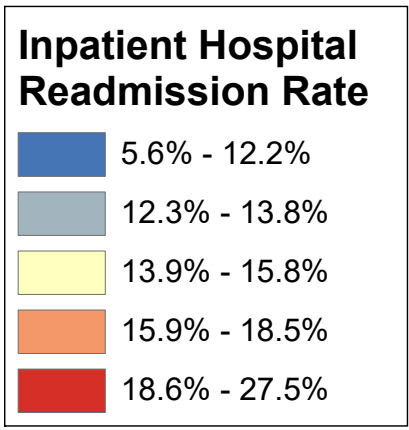


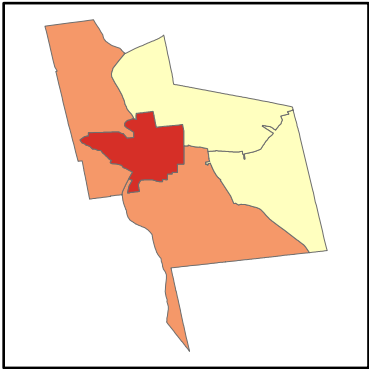
Inpatient Hospital Readmissions as a % of Admissions for Medicare Beneficiaries Age 65+ Years



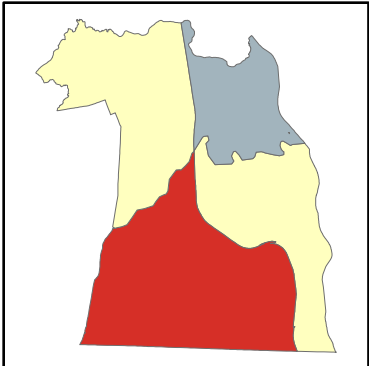
State Average: 15.8%

Source: CMS, 2015

Manchester Neighborhoods



Nashua Neighborhoods



Medicare Inpatient Hospital Readmissions (as % of Admissions)

Acworth	13.01%	Dalton	8.67%	Haverhill	12.94%	Nelson	21.84%	South Hampton	10.74%	Manchester	
Albany	15.33%	Danbury	13.38%	Hebron	13.79%	New Boston	11.83%	Springfield	14.77%	Central Manchester	20.28%
Alexandria	14.21%	Danville	19.63%	Henniker	27.50%	New Castle	8.33%	Stark	19.05%	Manchester: West	16.38%
Allenstown	19.89%	Deerfield	18.02%	Hill	13.38%	New Durham	12.16%	Stewartstown	14.34%	Manchester: South	16.13%
Alstead	13.01%	Deering	11.03%	Hillsborough	11.03%	New Hampton	17.74%	Stoddard	21.84%	Manchester: North	14.58%
Alton	8.74%	Derry	20.22%	Hinsdale	9.20%	New Ipswich	20.29%	Strafford	5.56%	Manchester: East	14.14%
Amherst	15.71%	Dorchester	13.79%	Holderness	17.90%	New London	14.06%	Stratford	14.34%		
Andover	12.36%	Dover	15.18%	Hollis	19.25%	Newbury	11.11%	Stratham	17.86%	Nashua	
Antrim	9.82%	Dublin	7.83%	Hooksett	19.38%	Newfields	17.86%	Sugar Hill	18.82%	Nashua: Zip 03060	14.97%
Ashland	17.90%	Dummer	11.48%	Hopkinton	16.92%	Newington	15.50%	Sullivan	16.58%	Nashua: Zip 03062	19.37%
Atkinson	13.55%	Dunbarton	19.64%	Hudson	19.26%	Newmarket	16.90%	Sunapee	12.72%	Nashua: Zip 03063	14.03%
Auburn	14.29%	Durham	14.43%	Jackson	15.82%	Newport	15.74%	Surry	16.58%	Nashua: Zip 03064	12.68%
Barnstead	19.53%	East Kingston	10.74%	Jaffrey	16.76%	Newton	24.19%	Sutton	11.11%		
Barrington	11.71%	Easton	18.82%	Jefferson	12.50%	North Hampton	14.06%	Swanzey	14.49%		
Bartlett	15.82%	Eaton	19.09%	Keene	16.58%	Northfield	12.55%	Tamworth	8.24%		
Bath	7.55%	Effingham	15.75%	Kensington	11.23%	Northumberland	19.05%	Temple	11.72%		
Bedford	16.03%	Ellsworth	12.34%	Kingston	21.61%	Northwood	13.29%	Thornton	16.46%	Unincorporated Places	
Belmont	15.85%	Enfield	8.46%	Laconia	16.01%	Nottingham	16.67%	Tilton	12.55%	<i>Atkinson and Gilmanton Academy Grant</i>	
Bennington	9.82%	Epping	14.29%	Lancaster	18.99%	Orange	16.46%	Troy	7.83%	<i>Bean's Grant</i>	
Benton	12.94%	Epsom	15.15%	Landaff	17.14%	Orford	12.84%	Tuftonboro	10.28%	<i>Bean's Purchase</i>	
Berlin	14.78%	Errol	11.48%	Langdon	13.01%	Ossipee	15.18%	Unity	15.74%	<i>Cambridge</i>	
Bethlehem	7.55%	Exeter	11.23%	Lebanon	14.60%	Pelham	15.88%	Wakefield	15.75%	<i>Chandler's Purchase</i>	
Boscawen	16.00%	Farmington	13.66%	Lee	13.51%	Pembroke	19.89%	Walpole	13.21%	<i>Crawford's Purchase</i>	
Bow	17.12%	Fitzwilliam	17.13%	Lempster	12.72%	Peterborough	12.92%	Warner	19.15%	<i>Cutt's Grant</i>	
Bradford	19.15%	Francestown	11.72%	Lincoln	17.71%	Piermont	12.84%	Warren	19.80%	<i>Dix's Grant</i>	
Brentwood	11.23%	Franconia	18.82%	Lisbon	17.14%	Pittsburg	16.25%	Washington	11.03%	<i>Dixville</i>	
Bridgewater	14.21%	Franklin	16.38%	Litchfield	14.72%	Pittsfield	12.92%	Waterville Valley	17.71%	<i>Erving's Location</i>	
Bristol	14.21%	Freedom	19.09%	Littleton	12.80%	Plainfield	14.60%	Weare	19.64%	<i>Green's Grant</i>	
Brookfield	12.00%	Fremont	20.45%	Londonderry	14.56%	Plaistow	21.81%	Webster	16.00%	<i>Hadley's Purchase</i>	
Brookline	14.29%	Gilford	14.88%	Loudon	18.71%	Plymouth	14.21%	Wentworth	19.80%	<i>Kilkenny</i>	
Campton	12.34%	Gilmanton	15.97%	Lyman	17.14%	Portsmouth	18.05%	Westmoreland	8.93%	<i>Livermore</i>	
Canaan	16.46%	Gilsum	13.01%	Lyme	12.84%	Randolph	12.50%	Whitefield	8.67%	<i>Low and Burbank's Grant</i>	
Candia	16.53%	Goffstown	13.82%	Lyndeborough	9.09%	Raymond	19.78%	Wilmot	14.77%	<i>Martin's Location</i>	
Canterbury	20.75%	Gorham	18.82%	Madbury	13.51%	Richmond	14.49%	Wilton	11.70%	<i>Millsfield</i>	
Carroll	12.50%	Goshen	12.72%	Madison	14.71%	Rindge	17.13%	Winchester	14.49%	<i>Odell</i>	
Center Harbor	20.55%	Grafton	16.46%	Manchester	16.56%	Rochester	13.42%	Windham	16.67%	<i>Pinkham's Grant</i>	
Charlestown	15.74%	Grantham	10.00%	Marlborough	7.83%	Rollinsford	19.18%	Windsor	11.03%	<i>Sargent's Purchase</i>	
Chatham	13.62%	Greenfield	11.72%	Marlow	13.01%	Roxbury	16.58%	Wolfeboro	11.11%	<i>Second College Grant</i>	
Chester	15.91%	Greenland	15.50%	Mason	18.92%	Rumney	13.79%	Woodstock	16.46%	<i>Success</i>	
Chesterfield	9.20%	Greenville	18.92%	Meredith	17.74%	Rye	14.94%			<i>Thompson and Meserves Purchase</i>	
Chichester	12.92%	Groton	13.79%	Merrimack	18.52%	Salem	18.77%			<i>Wentworth's Location</i>	
Claremont	15.74%	Hale's Location	15.82%	Middleton	12.16%	Salisbury	12.36%				
Clarksville	16.25%	Hampstead	19.73%	Milan	11.48%	Sanbornton	13.38%				
Colebrook	14.34%	Hampton	13.98%	Milford	17.08%	Sandown	14.56%				
Columbia	14.34%	Hampton Falls	20.41%	Milton	15.50%	Sandwich	14.29%				
Concord	16.00%	Hancock	13.04%	Monroe	7.55%	Seabrook	19.05%				
Conway	13.62%	Hanover	14.16%	Mont Vernon	9.09%	Sharon	12.92%				
Cornish	15.74%	Harrisville	21.84%	Moultonborough	14.29%	Shelburne	18.82%				
Croydon	15.74%	Hart's Location	15.82%	Nashua	16.10%	Somersworth	14.86%				

Medicare Inpatient Hospital Readmissions (as % of Admissions) (Ranked)

Henniker	27.50%	Newfields	17.86%	Claremont	15.74%	Hebron	13.79%	Barrington	11.71%	Manchester	
Newton	24.19%	Stratham	17.86%	Cornish	15.74%	Rumney	13.79%	Wilton	11.70%	Central Manchester	20.28%
Harrisville	21.84%	Meredith	17.74%	Croydon	15.74%	Farmington	13.66%	Dummer	11.48%	Manchester: West	16.38%
Nelson	21.84%	New Hampton	17.74%	Newport	15.74%	Chatham	13.62%	Errol	11.48%	Manchester: South	16.13%
Stoddard	21.84%	Lincoln	17.71%	Unity	15.74%	Conway	13.62%	Milan	11.48%	Manchester: North	14.58%
Plaistow	21.81%	Waterville Valley	17.71%	Amherst	15.71%	Atkinson	13.55%	Brentwood	11.23%	Manchester: East	14.14%
Kingston	21.61%	Landaff	17.14%	Greenland	15.50%	Lee	13.51%	Exeter	11.23%		
Canterbury	20.75%	Lisbon	17.14%	Newington	15.50%	Madbury	13.51%	Kensington	11.23%	Nashua	
Center Harbor	20.55%	Lyman	17.14%	Milton	15.50%	Rochester	13.42%	Newbury	11.11%	Nashua: Zip 03062	19.37%
Fremont	20.45%	Fitzwilliam	17.13%	Albany	15.33%	Danbury	13.38%	Sutton	11.11%	Nashua: Zip 03060	14.97%
Hampton Falls	20.41%	Rindge	17.13%	Dover	15.18%	Hill	13.38%	Wolfeboro	11.11%	Nashua: Zip 03063	14.03%
New Ipswich	20.29%	Bow	17.12%	Ossipee	15.18%	Sanbornton	13.38%	Deering	11.03%	Nashua: Zip 03064	12.68%
Derry	20.22%	Milford	17.08%	Epsom	15.15%	Northwood	13.29%	Hillsborough	11.03%		
Allenstown	19.89%	Hopkinton	16.92%	Rye	14.94%	Walpole	13.21%	Washington	11.03%		
Pembroke	19.89%	Newmarket	16.90%	Gilford	14.88%	Hancock	13.04%	Windsor	11.03%		
Warren	19.80%	Jaffrey	16.76%	Somersworth	14.86%	Acworth	13.01%	East Kingston	10.74%		
Wentworth	19.80%	Nottingham	16.67%	Berlin	14.78%	Alstead	13.01%	South Hampton	10.74%	Unincorporated Places	
Raymond	19.78%	Windham	16.67%	Springfield	14.77%	Gilsum	13.01%	Tuftonboro	10.28%	<i>Atkinson and Gilmanton Academy Grant</i>	
Hamptstead	19.73%	Keene	16.58%	Wilmot	14.77%	Langdon	13.01%	Grantham	10.00%	<i>Bean's Grant</i>	
Dunbarton	19.64%	Roxbury	16.58%	Litchfield	14.72%	Marlow	13.01%	Antrim	9.82%	<i>Bean's Purchase</i>	
Weare	19.64%	Sullivan	16.58%	Madison	14.71%	Benton	12.94%	Bennington	9.82%	<i>Cambridge</i>	
Danville	19.63%	Surry	16.58%	Lebanon	14.60%	Haverhill	12.94%	Chesterfield	9.20%	<i>Chandler's Purchase</i>	
Barnstead	19.53%	Manchester	16.56%	Plainfield	14.60%	Chichester	12.92%	Dublin	9.20%	<i>Crawford's Purchase</i>	
Hooksett	19.38%	Candia	16.53%	Londonderry	14.56%	Pittsfield	12.92%	Lyndeborough	9.09%	<i>Cutt's Grant</i>	
Hudson	19.26%	Thornton	16.46%	Sandown	14.56%	Peterborough	12.92%	Mont Vernon	9.09%	<i>Dix's Grant</i>	
Hollis	19.25%	Woodstock	16.46%	Richmond	14.49%	Sharon	12.92%	Westmoreland	8.93%	<i>Dixville</i>	
Rollinsford	19.18%	Canaan	16.46%	Swanzey	14.49%	Lyme	12.84%	Alton	8.74%	<i>Erving's Location</i>	
Bradford	19.15%	Grafton	16.46%	Winchester	14.49%	Orford	12.84%	Dalton	8.67%	<i>Green's Grant</i>	
Warner	19.15%	Orange	16.46%	Durham	14.43%	Piermont	12.84%	Whitefield	8.67%	<i>Hadley's Purchase</i>	
Eaton	19.09%	Franklin	16.38%	Colebrook	14.34%	Littleton	12.80%	Enfield	8.46%	<i>Kilkenny</i>	
Freedom	19.09%	Clarksville	16.25%	Columbia	14.34%	Goshen	12.72%	New Castle	8.33%	<i>Livermore</i>	
Northumberland	19.05%	Pittsburg	16.25%	Stewartstown	14.34%	Lempster	12.72%	Tamworth	8.24%	<i>Low and Burbank's Grant</i>	
Stark	19.05%	Nashua	16.10%	Stratford	14.34%	Sunapee	12.72%	Dublin	7.83%	<i>Martin's Location</i>	
Seabrook	19.05%	Bedford	16.03%	Auburn	14.29%	Northfield	12.55%	Marlborough	7.83%	<i>Millsfield</i>	
Lancaster	18.99%	Laconia	16.01%	Brookline	14.29%	Tilton	12.55%	Troy	7.83%	<i>Odell</i>	
Greenville	18.92%	Boscawen	16.00%	Epping	14.29%	Carroll	12.50%	Bath	7.55%	<i>Pinkham's Grant</i>	
Mason	18.92%	Concord	16.00%	Moultonborough	14.29%	Jefferson	12.50%	Monroe	7.55%	<i>Sargent's Purchase</i>	
Easton	18.82%	Webster	16.00%	Sandwich	14.29%	Randolph	12.50%	Bethlehem	7.55%	<i>Second College Grant</i>	
Franconia	18.82%	Gilmanton	15.97%	Alexandria	14.21%	Andover	12.36%	Strafford	5.56%	<i>Success</i>	
Sugar Hill	18.82%	Chester	15.91%	Bridgewater	14.21%	Salisbury	12.36%			<i>Thompson and Meserves Purchase</i>	
Gorham	18.82%	Pelham	15.88%	Bristol	14.21%	Campton	12.34%			<i>Wentworth's Location</i>	
Shelburne	18.82%	Belmont	15.85%	Plymouth	14.21%	Ellsworth	12.34%				
Salem	18.77%	Bartlett	15.82%	Hanover	14.16%	Middleton	12.16%				
Loudon	18.71%	Hale's Location	15.82%	North Hampton	14.06%	New Durham	12.16%				
Merrimack	18.52%	Hart's Location	15.82%	New London	14.06%	Brookfield	12.00%				
Portsmouth	18.05%	Jackson	15.82%	Hampton	13.98%	New Boston	11.83%				
Deerfield	18.02%	Effingham	15.75%	Goffstown	13.82%	Francesstown	11.72%				
Ashland	17.90%	Wakefield	15.75%	Dorchester	13.79%	Greenfield	11.72%				
Holderness	17.90%	Charlestown	15.74%	Groton	13.79%	Temple	11.72%				