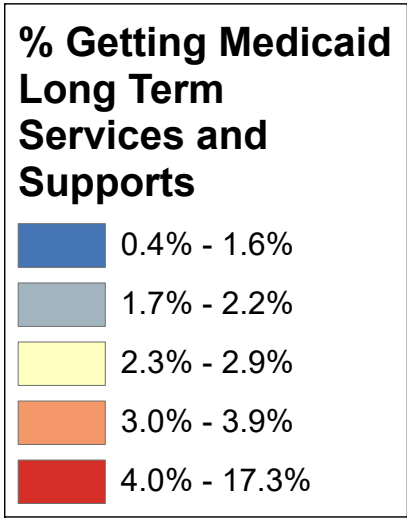
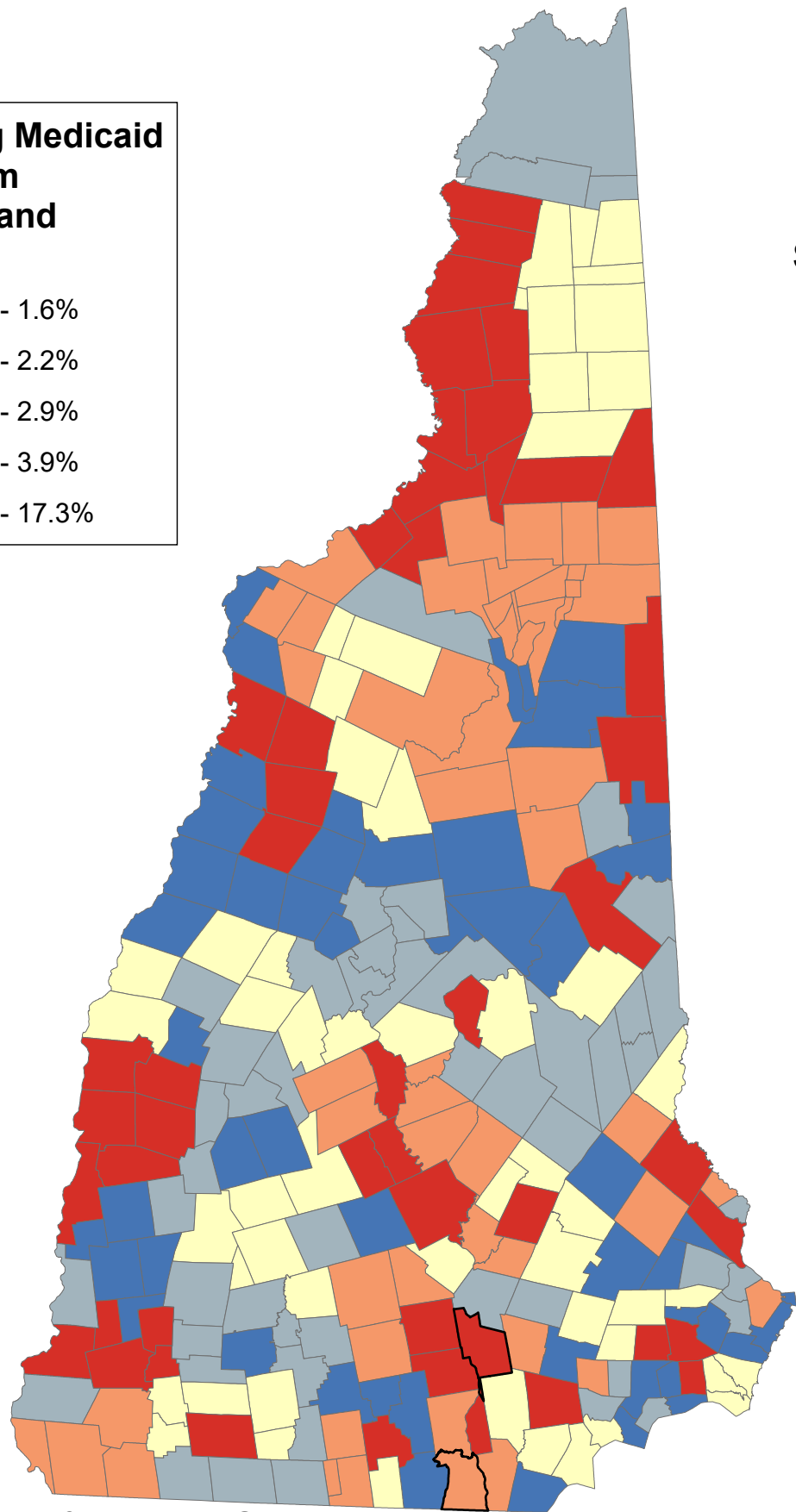


Percentage of Medicare Beneficiaries Age 65+ Getting Medicaid Long Term Services and Supports

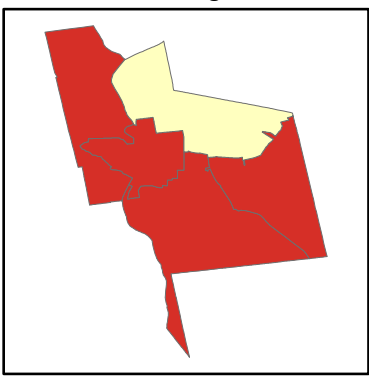


State Average: 3.7%

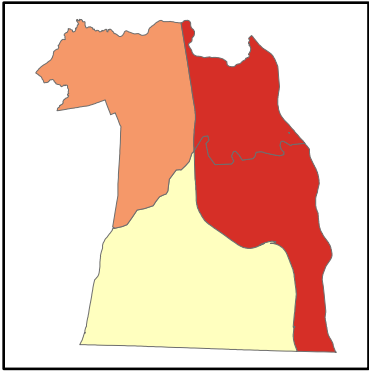
Source: CMS, 2015



Manchester Neighborhoods



Nashua Neighborhoods



% 65+ Getting Medicaid Long Term Services and Supports

Acworth	1.35%	Dalton	12.63%	Haverhill	9.48%	Nelson	1.85%	South Hampton	1.47%	Manchester	
Albany	3.61%	Danbury	2.67%	Hebron	1.25%	New Boston	2.89%	Springfield	2.16%	Central Manchester	12.06%
Alexandria	2.16%	Danville	1.99%	Henniker	1.62%	New Castle	0.82%	Stark	4.16%	Manchester: West	5.11%
Allenstown	2.93%	Deerfield	2.62%	Hill	2.67%	New Durham	2.07%	Stewartstown	6.27%	Manchester: South	4.98%
Alstead	1.35%	Deering	2.87%	Hillsborough	2.87%	New Hampton	2.20%	Stoddard	1.85%	Manchester: North	2.80%
Alton	1.65%	Derry	4.75%	Hinsdale	3.39%	New Ipswich	1.87%	Strafford	1.56%	Manchester: East	6.29%
Amherst	1.61%	Dorchester	1.25%	Holderness	1.98%	New London	1.70%	Stratford	6.27%		
Andover	3.55%	Dover	5.56%	Hollis	1.40%	Newbury	1.36%	Stratham	1.25%	Nashua	
Antrim	1.82%	Dublin	2.29%	Hooksett	2.08%	Newfields	1.25%	Sugar Hill	2.55%	Nashua: Zip 03060	3.97%
Ashland	1.98%	Dummer	2.53%	Hopkinton	1.36%	Newington	1.88%	Sullivan	4.01%	Nashua: Zip 03062	2.76%
Atkinson	2.31%	Dunbarton	2.96%	Hudson	2.90%	Newmarket	2.61%	Sunapee	2.01%	Nashua: Zip 03063	3.21%
Auburn	2.95%	Durham	1.85%	Jackson	0.84%	Newport	5.94%	Surry	4.01%	Nashua: Zip 03064	5.54%
Barnstead	1.90%	East Kingston	1.47%	Jaffrey	4.09%	Newton	2.08%	Sutton	1.36%		
Barrington	3.07%	Easton	2.55%	Jefferson	3.94%	North Hampton	1.16%	Swanzey	3.40%		
Bartlett	0.84%	Eaton	1.20%	Keene	4.01%	Northfield	3.74%	Tamworth	3.06%		
Bath	1.54%	Effingham	1.99%	Kensington	4.90%	Northumberland	4.16%	Temple	1.63%		
Bedford	5.21%	Ellsworth	1.38%	Kingston	1.30%	Northwood	2.28%	Thornton	2.72%	Unincorporated Places	
Belmont	2.05%	Enfield	2.18%	Laconia	5.87%	Nottingham	0.86%	Tilton	3.74%	<i>Atkinson and Gilmanton Academy Grant</i>	
Bennington	1.82%	Epping	2.55%	Lancaster	8.75%	Orange	2.33%	Troy	2.29%	<i>Bean's Grant</i>	
Benton	9.48%	Epsom	4.88%	Landaff	2.95%	Orford	1.35%	Tuftonboro	0.97%	<i>Bean's Purchase</i>	
Berlin	8.94%	Errol	2.53%	Langdon	1.35%	Ossipee	7.77%	Unity	5.94%	<i>Cambridge</i>	
Bethlehem	1.78%	Exeter	4.90%	Lebanon	2.59%	Pelham	1.42%	Wakefield	1.99%	<i>Chandler's Purchase</i>	
Boscawen	8.23%	Farmington	3.31%	Lee	1.34%	Pembroke	2.93%	Walpole	1.88%	<i>Crawford's Purchase</i>	
Bow	2.48%	Fitzwilliam	1.78%	Lempster	2.01%	Peterborough	2.81%	Warner	2.26%	<i>Cutt's Grant</i>	
Bradford	2.26%	Francestown	1.63%	Lincoln	3.18%	Piermont	1.35%	Warren	10.77%	<i>Dix's Grant</i>	
Brentwood	4.90%	Franconia	2.55%	Lisbon	2.95%	Pittsburg	2.06%	Washington	2.87%	<i>Dixville</i>	
Bridgewater	2.16%	Franklin	5.45%	Litchfield	5.05%	Pittsfield	2.56%	Waterville Valley	3.18%	<i>Erving's Location</i>	
Bristol	2.16%	Freedom	1.20%	Littleton	3.49%	Plainfield	2.59%	Weare	2.96%	<i>Green's Grant</i>	
Brookfield	2.14%	Fremont	2.54%	Londonderry	2.33%	Plaisow	1.58%	Webster	8.23%	<i>Hadley's Purchase</i>	
Brookline	2.50%	Gilford	2.52%	Loudon	2.91%	Plymouth	2.16%	Wentworth	10.77%	<i>Kilkenny</i>	
Campton	1.38%	Gilmanton	1.98%	Lyman	2.95%	Portsmouth	3.91%	Westmoreland	17.33%	<i>Livermore</i>	
Canaan	2.33%	Gilsum	1.35%	Lyme	1.35%	Randolph	3.94%	Whitefield	12.63%	<i>Low and Burbank's Grant</i>	
Candia	2.05%	Goffstown	7.63%	Lyndeborough	1.31%	Raymond	2.58%	Wilmot	2.16%	<i>Martin's Location</i>	
Canterbury	2.99%	Gorham	3.23%	Madbury	1.34%	Richmond	3.40%	Wilton	3.63%	<i>Millsfield</i>	
Carroll	3.94%	Goshen	2.01%	Madison	1.84%	Rindge	1.78%	Winchester	3.40%	<i>Odell</i>	
Center Harbor	1.30%	Grafton	2.33%	Manchester	5.89%	Rochester	4.70%	Windham	2.69%	<i>Pinkham's Grant</i>	
Charlestown	5.94%	Grantham	1.43%	Marlborough	2.29%	Rollinsford	1.72%	Windsor	2.87%	<i>Sargent's Purchase</i>	
Chatham	4.41%	Greenfield	1.63%	Marlow	1.35%	Roxbury	4.01%	Wolfeboro	2.52%	<i>Second College Grant</i>	
Chester	1.29%	Greenland	1.88%	Mason	3.40%	Rumney	1.25%	Woodstock	2.72%	<i>Success</i>	
Chesterfield	1.76%	Greenville	3.40%	Meredith	2.20%	Rye	1.54%			<i>Thompson and Meserves Purchase</i>	
Chichester	2.56%	Groton	1.25%	Merrimack	3.09%	Salem	2.29%			<i>Wentworth's Location</i>	
Claremont	5.94%	Hale's Location	0.84%	Middleton	2.07%	Salisbury	3.55%				
Clarksville	2.06%	Hampstead	1.97%	Milan	2.53%	Sanbornton	2.67%				
Colebrook	6.27%	Hampton	2.36%	Milford	4.84%	Sandown	3.84%				
Columbia	6.27%	Hampton Falls	2.33%	Milton	2.43%	Sandwich	0.93%				
Concord	8.23%	Hancock	0.43%	Monroe	1.54%	Seabrook	2.35%				
Conway	4.41%	Hanover	1.59%	Mont Vernon	1.31%	Sharon	2.81%				
Cornish	5.94%	Harrisville	1.85%	Moultonborough	0.93%	Shelburne	3.23%				
Croydon	5.94%	Hart's Location	0.84%	Nashua	3.63%	Somersworth	3.55%				

% 65+ Getting Medicaid Long Term Services and Supports (Ranked)

Westmoreland	17.33%	Portsmouth	3.91%	Deerfield	2.62%	Clarksville	2.06%	Campton	1.38%	Manchester	
Dalton	12.63%	Sandown	3.84%	Newmarket	2.61%	Pittsburg	2.06%	Ellsworth	1.38%	Central Manchester	12.06%
Whitefield	12.63%	Northfield	3.74%	Lebanon	2.59%	Belmont	2.05%	Newbury	1.36%	Manchester: East	6.29%
Warren	10.77%	Tilton	3.74%	Plainfield	2.59%	Candia	2.05%	Sutton	1.36%	Manchester: West	5.11%
Wentworth	10.77%	Nashua	3.63%	Raymond	2.58%	Goshen	2.01%	Hopkinton	1.36%	Manchester: South	4.98%
Benton	9.48%	Wilton	3.63%	Chichester	2.56%	Lempster	2.01%	Lyme	1.35%	Manchester: North	2.80%
Haverhill	9.48%	Albany	3.61%	Pittsfield	2.56%	Sunapee	2.01%	Orford	1.35%		
Berlin	8.94%	Andover	3.55%	Epping	2.55%	Effingham	1.99%	Piermont	1.35%	Nashua	
Lancaster	8.75%	Salisbury	3.55%	Easton	2.55%	Wakefield	1.99%	Acworth	1.35%	Nashua: Zip 03064	5.54%
Boscawen	8.23%	Somersworth	3.55%	Franconia	2.55%	Danville	1.99%	Alstead	1.35%	Nashua: Zip 03060	3.97%
Concord	8.23%	Littleton	3.49%	Sugar Hill	2.55%	Gilmanston	1.98%	Gilsum	1.35%	Nashua: Zip 03063	3.21%
Webster	8.23%	Richmond	3.40%	Fremont	2.54%	Ashland	1.98%	Langdon	1.35%	Nashua: Zip 03062	2.76%
Ossipee	7.77%	Swanzey	3.40%	Dummer	2.53%	Holderness	1.98%	Marlow	1.35%		
Goffstown	7.63%	Winchester	3.40%	Errol	2.53%	Hampstead	1.97%	Lee	1.34%		
Colebrook	6.27%	Greenville	3.40%	Milan	2.53%	Barnstead	1.90%	Madbury	1.34%		
Columbia	6.27%	Mason	3.40%	Gilford	2.52%	Walpole	1.88%	Lyndeborough	1.31%		
Stewartstown	6.27%	Hinsdale	3.39%	Wolfboro	2.52%	Greenland	1.88%	Mont Vernon	1.31%	Unincorporated Places	
Stratford	6.27%	Farmington	3.31%	Brookline	2.50%	Newington	1.88%	Kingston	1.30%	<i>Atkinson and Gilmanston Academy Grant</i>	
Charlestown	5.94%	Gorham	3.23%	Bow	2.48%	New Ipswich	1.87%	Center Harbor	1.30%	<i>Bean's Grant</i>	
Claremont	5.94%	Shelburne	3.23%	Milton	2.43%	Harrisville	1.85%	Chester	1.29%	<i>Bean's Purchase</i>	
Cornish	5.94%	Lincoln	3.18%	Hampton	2.36%	Nelson	1.85%	Dorchester	1.25%	<i>Cambridge</i>	
Croydon	5.94%	Waterville Valley	3.18%	Seabrook	2.35%	Stoddard	1.85%	Groton	1.25%	<i>Chandler's Purchase</i>	
Newport	5.94%	Merrimack	3.09%	Hampton Falls	2.33%	Durham	1.85%	Nottingham	1.25%	<i>Crawford's Purchase</i>	
Unity	5.94%	Barrington	3.07%	Londonderry	2.33%	Madison	1.84%	Rumney	1.25%	<i>Cutt's Grant</i>	
Manchester	5.89%	Tamworth	3.06%	Canaan	2.33%	Antrim	1.82%	Newfields	1.25%	<i>Dix's Grant</i>	
Laconia	5.87%	Canterbury	2.99%	Grafton	2.33%	Bennington	1.82%	Stratham	1.25%	<i>Dixville</i>	
Dover	5.56%	Dunbarton	2.96%	Orange	2.33%	Fitzwilliam	1.78%	Eaton	1.20%	<i>Erving's Location</i>	
Franklin	5.45%	Weare	2.96%	Atkinson	2.31%	Rindge	1.78%	Freedom	1.20%	<i>Green's Grant</i>	
Bedford	5.21%	Auburn	2.95%	Salem	2.29%	Bethlehem	1.78%	North Hampton	1.16%	<i>Hadley's Purchase</i>	
Litchfield	5.05%	Landaff	2.95%	Dublin	2.29%	Chesterfield	1.76%	Tuftonboro	0.97%	<i>Kilkenny</i>	
Brentwood	4.90%	Lisbon	2.95%	Marlborough	2.29%	Rollinsford	1.72%	Moultonborough	0.93%	<i>Livermore</i>	
Exeter	4.90%	Lyman	2.95%	Troy	2.29%	New London	1.70%	Sandwich	0.93%	<i>Low and Burbank's Grant</i>	
Kensington	4.90%	Allenstown	2.93%	Northwood	2.28%	Alton	1.65%	Nottingham	0.86%	<i>Martin's Location</i>	
Epsom	4.88%	Pembroke	2.93%	Bradford	2.26%	Francestown	1.63%	Bartlett	0.84%	<i>Millsfield</i>	
Milford	4.84%	Loudon	2.91%	Warner	2.26%	Greenfield	1.63%	Hale's Location	0.84%	<i>Odell</i>	
Derry	4.75%	Hudson	2.90%	Meredith	2.20%	Temple	1.63%	Hart's Location	0.84%	<i>Pinkham's Grant</i>	
Rochester	4.70%	New Boston	2.89%	New Hampton	2.20%	Henniker	1.62%	Jackson	0.84%	<i>Sargent's Purchase</i>	
Chatham	4.41%	Deering	2.87%	Enfield	2.18%	Amherst	1.61%	New Castle	0.82%	<i>Second College Grant</i>	
Conway	4.41%	Hillsborough	2.87%	Alexandria	2.16%	Hanover	1.59%	Hancock	0.43%	<i>Success</i>	
Northumberland	4.16%	Washington	2.87%	Bridgewater	2.16%	Plaistow	1.58%			<i>Thompson and Meserves Purchase</i>	
Stark	4.16%	Windsor	2.87%	Bristol	2.16%	Strafford	1.56%			<i>Wentworth's Location</i>	
Jaffrey	4.09%	Peterborough	2.81%	Plymouth	2.16%	Rye	1.54%				
Keene	4.01%	Sharon	2.81%	Springfield	2.16%	Bath	1.54%				
Roxbury	4.01%	Thornton	2.72%	Wilmot	2.16%	Monroe	1.54%				
Sullivan	4.01%	Woodstock	2.72%	Brookfield	2.14%	East Kingston	1.47%				
Surry	4.01%	Windham	2.69%	Hooksett	2.08%	South Hampton	1.47%				
Carroll	3.94%	Danbury	2.67%	Newton	2.08%	Grantham	1.43%				
Jefferson	3.94%	Hill	2.67%	Middleton	2.07%	Pelham	1.42%				
Randolph	3.94%	Sanbornton	2.67%	New Durham	2.07%	Hollis	1.40%				