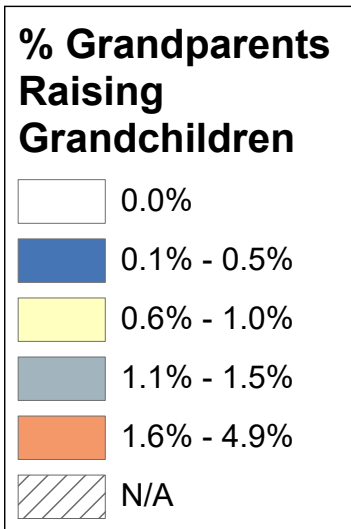
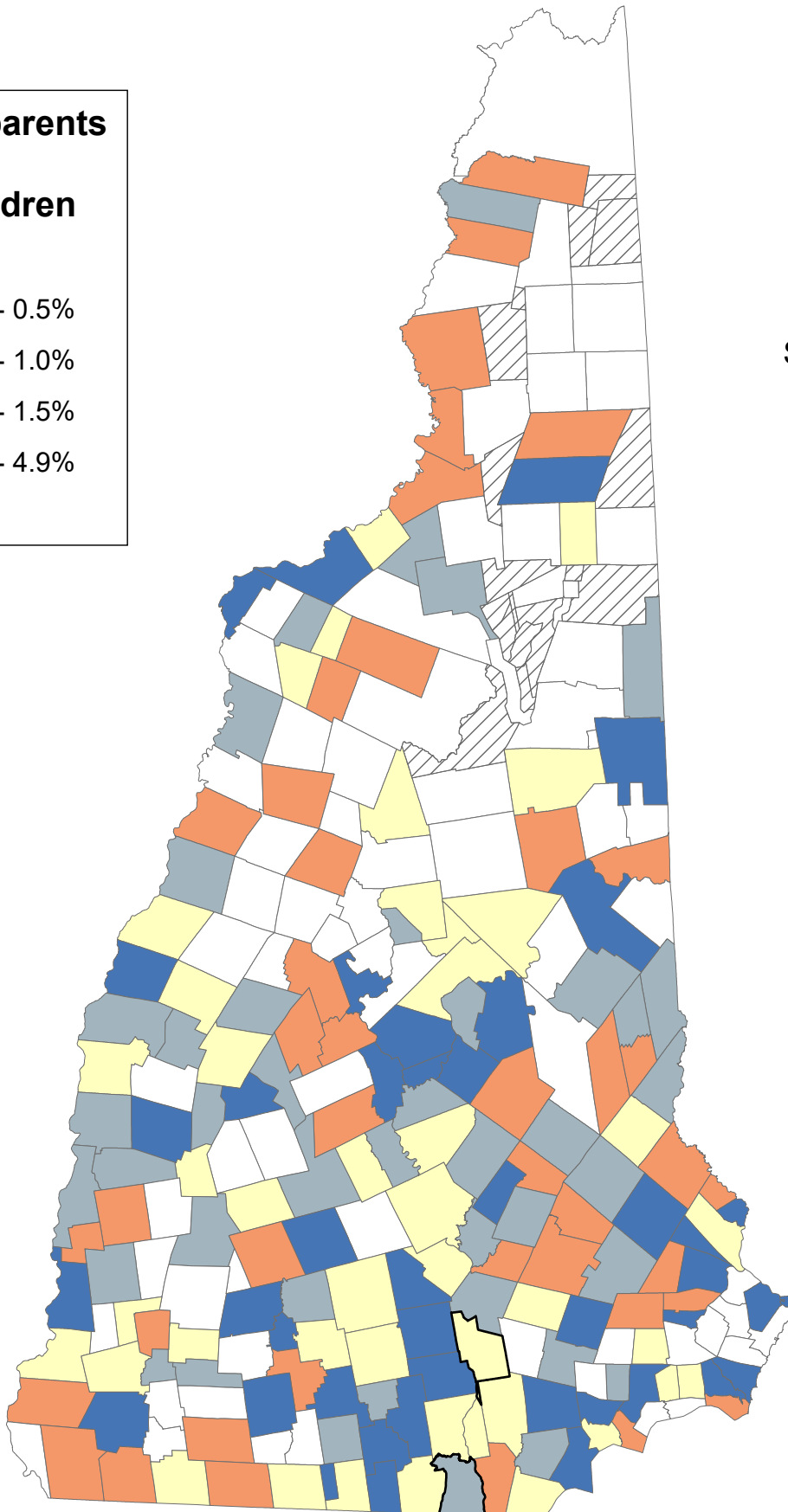


# Percentage of Grandparents Raising Grandchildren

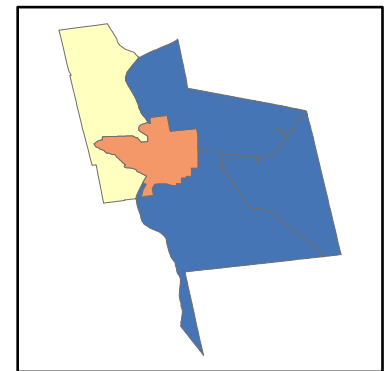


**State Average: 0.8%**

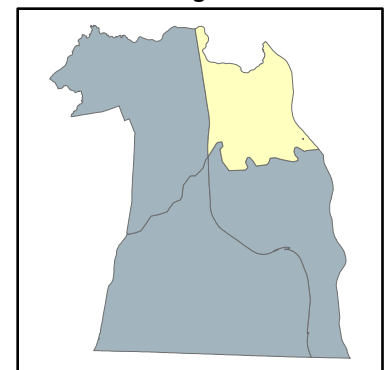
Source: ACS, 2012-2016



**Manchester Neighborhoods**



**Nashua Neighborhoods**



## % of Grandparents Raising Grandchildren

Acworth	1.69%	Dalton	0.69%	Haverhill	1.28%	Nelson	0.80%	South Hampton	0.00%	<b>Manchester</b>	
Albany	0.79%	Danbury	1.48%	Hebron	0.00%	New Boston	0.59%	Springfield	0.96%	Central Manchester	2.18%
Alexandria	4.68%	Danville	1.16%	Henniker	0.48%	New Castle	0.38%	Stark	0.00%	Manchester: West	0.96%
Allenstown	1.78%	Deerfield	2.35%	Hill	2.05%	New Durham	3.05%	Stewartstown	1.17%	Manchester: South	0.35%
Alstead	1.14%	Deering	1.02%	Hillsborough	1.68%	New Hampton	0.00%	Stoddard	0.00%	Manchester: North	0.46%
Alton	0.00%	Derry	0.51%	Hinsdale	0.00%	New Ipswich	0.65%	Strafford	1.29%	Manchester: East	0.07%
Amherst	0.10%	Dorchester	0.00%	Holderness	0.68%	New London	0.22%	Stratford	3.33%		
Andover	0.00%	Dover	0.53%	Hollis	0.63%	Newbury	0.00%	Stratham	0.00%	<b>Nashua</b>	
Antrim	0.11%	Dublin	0.00%	Hooksett	1.38%	Newfields	0.20%	Sugar Hill	0.70%	Nashua: Zip 03060	1.12%
Ashland	0.98%	Dummer	0.00%	Hopkinton	0.00%	Newington	0.00%	Sullivan	1.97%	Nashua: Zip 03062	1.28%
Atkinson	0.73%	Dunbarton	0.32%	Hudson	1.69%	Newmarket	1.91%	Sunapee	1.07%	Nashua: Zip 03063	1.14%
Auburn	0.00%	Durham	0.17%	Jackson	0.00%	Newport	0.02%	Surry	0.00%	Nashua: Zip 03064	0.79%
Barnstead	1.43%	East Kingston	0.83%	Jaffrey	3.49%	Newton	0.00%	Sutton	0.00%		
Barrington	0.42%	Easton	2.35%	Jefferson	0.00%	North Hampton	0.00%	Swanzey	0.40%		
Bartlett	0.00%	Eaton	0.00%	Keene	0.62%	Northfield	1.25%	Tamworth	3.28%		
Bath	0.00%	Effingham	0.00%	Kensington	0.53%	Northumberland	4.92%	Temple	0.00%		
Bedford	0.37%	Ellsworth	0.00%	Kingston	0.42%	Northwood	2.99%	Thornton	0.95%	<b>Unincorporated Places</b>	
Belmont	0.29%	Enfield	0.63%	Laconia	1.13%	Nottingham	1.21%	Tilton	0.45%	<i>Atkinson and Gilmanton Academy Grant</i>	
Bennington	0.34%	Epping	1.58%	Lancaster	2.36%	Orange	0.00%	Troy	0.00%	<i>Bean's Grant</i>	
Benton	0.00%	Epsom	1.46%	Landaff	0.91%	Orford	1.52%	Tuftonboro	0.00%	<i>Bean's Purchase</i>	
Berlin	0.51%	Errol	0.00%	Langdon	2.18%	Ossipee	0.53%	Unity	1.21%	<i>Cambridge</i>	
Bethlehem	0.00%	Exeter	0.00%	Lebanon	0.33%	Pelham	0.84%	Wakefield	1.23%	<i>Chandler's Purchase</i>	
Boscawen	1.23%	Farmington	0.61%	Lee	1.54%	Pembroke	1.02%	Walpole	0.16%	<i>Crawford's Purchase</i>	
Bow	0.61%	Fitzwilliam	0.60%	Lempster	0.00%	Peterborough	0.35%	Warner	1.02%	<i>Cutt's Grant</i>	
Bradford	0.69%	Francestown	0.64%	Lincoln	0.00%	Piermont	0.00%	Warren	1.64%	<i>Dix's Grant</i>	
Brentwood	0.58%	Franconia	1.65%	Lisbon	1.26%	Pittsburg	0.00%	Washington	0.99%	<i>Dixville</i>	
Bridgewater	0.00%	Franklin	0.43%	Litchfield	0.80%	Pittsfield	2.82%	Waterville Valley	0.00%	<i>Erving's Location</i>	
Bristol	0.15%	Freedom	2.10%	Littleton	0.38%	Plainfield	1.41%	Weare	0.70%	<i>Green's Grant</i>	
Brookfield	1.38%	Fremont	0.00%	Londonderry	0.60%	Plaistow	1.59%	Webster	0.82%	<i>Hadley's Purchase</i>	
Brookline	0.35%	Gilford	0.26%	Loudon	1.14%	Plymouth	0.00%	Wentworth	0.00%	<i>Kilkenny</i>	
Campton	0.00%	Gilmanton	1.88%	Lyman	0.00%	Portsmouth	0.51%	Westmoreland	0.84%	<i>Livermore</i>	
Canaan	0.00%	Gilsum	0.96%	Lyme	1.05%	Randolph	0.00%	Whitefield	1.02%	<i>Low and Burbank's Grant</i>	
Candia	0.94%	Goffstown	0.51%	Lyndeborough	0.38%	Raymond	0.50%	Wilmot	1.10%	<i>Martin's Location</i>	
Canterbury	0.96%	Gorham	0.64%	Madbury	0.18%	Richmond	3.47%	Wilton	1.27%	<i>Millsfield</i>	
Carroll	1.19%	Goshen	0.82%	Madison	0.00%	Rindge	2.93%	Winchester	1.46%	<i>Odell</i>	
Center Harbor	0.64%	Grafton	0.99%	Manchester	0.93%	Rochester	2.00%	Windham	1.02%	<i>Pinkham's Grant</i>	
Charlestown	0.98%	Grantham	1.41%	Marlborough	0.00%	Rollinsford	0.51%	Windsor	0.00%	<i>Sargent's Purchase</i>	
Chatham	1.23%	Greenfield	2.62%	Marlow	0.00%	Roxbury	1.31%	Wolfeboro	1.25%	<i>Second College Grant</i>	
Chester	1.40%	Greenland	0.00%	Mason	0.70%	Rumney	2.82%	Woodstock	0.00%	<i>Success</i>	
Chesterfield	1.60%	Greenville	0.52%	Meredith	0.80%	Rye	0.00%			<i>Thompson and Meserves Purchase</i>	
Chichester	0.53%	Groton	0.00%	Merrimack	0.65%	Salem	0.50%			<i>Wentworth's Location</i>	
Claremont	0.99%	Hale's Location	0.00%	Middleton	1.48%	Salisbury	1.68%				
Clarksville	3.14%	Hampstead	0.26%	Milan	1.81%	Sanbornton	0.23%				
Colebrook	2.00%	Hampton	0.40%	Milford	0.11%	Sandown	0.00%				
Columbia	0.00%	Hampton Falls	0.31%	Milton	1.08%	Sandwich	0.00%				
Concord	0.58%	Hancock	0.00%	Monroe	0.45%	Seabrook	2.91%				
Conway	0.22%	Hanover	0.90%	Mont Vernon	1.15%	Sharon	0.00%				
Cornish	0.69%	Harrisville	1.07%	Moultonborough	0.72%	Shelburne	0.00%				
Croydon	0.00%	Hart's Location	0.00%	Nashua	1.12%	Somersworth	1.78%				

## % of Grandparents Raising Grandchildren (Ranked)

Northumberland	4.92%	Roxbury	1.31%	Nelson	0.80%	New Castle	0.38%	Hebron	0.00%	<b>Manchester</b>	
Alexandria	4.68%	Strafford	1.29%	Meredith	0.80%	Bedford	0.37%	Hinsdale	0.00%	Central Manchester	2.18%
Jaffrey	3.49%	Haverhill	1.28%	Albany	0.79%	Brookline	0.35%	Hopkinton	0.00%	Manchester: West	0.96%
Richmond	3.47%	Wilton	1.27%	Atkinson	0.73%	Peterborough	0.35%	Jackson	0.00%	Manchester: North	0.46%
Stratford	3.33%	Lisbon	1.26%	Moultonborough	0.72%	Bennington	0.34%	Jefferson	0.00%	Manchester: South	0.35%
Tamworth	3.28%	Northfield	1.25%	Sugar Hill	0.70%	Lebanon	0.33%	Lempster	0.00%	Manchester: East	0.07%
Clarksville	3.14%	Wolfeboro	1.25%	Weare	0.70%	Dunbarton	0.32%	Lincoln	0.00%		
New Durham	3.05%	Wakefield	1.23%	Mason	0.70%	Hampton Falls	0.31%	Lyman	0.00%	<b>Nashua</b>	
Northwood	2.99%	Chatham	1.23%	Dalton	0.69%	Belmont	0.29%	Madison	0.00%	Nashua: Zip 03062	1.28%
Rindge	2.93%	Boscawen	1.23%	Bradford	0.69%	Hampstead	0.26%	Marlborough	0.00%	Nashua: Zip 03063	1.14%
Seabrook	2.91%	Nottingham	1.21%	Cornish	0.69%	Gilford	0.26%	Marlow	0.00%	Nashua: Zip 03060	1.12%
Rumney	2.82%	Unity	1.21%	Holderness	0.68%	Sanbornton	0.23%	New Hampton	0.00%	Nashua: Zip 03064	0.79%
Pittsfield	2.82%	Carroll	1.19%	Merrimack	0.65%	New London	0.22%	Newbury	0.00%		
Greenfield	2.62%	Stewartstown	1.17%	New Ipswich	0.65%	Conway	0.22%	Newington	0.00%		
Lancaster	2.36%	Danville	1.16%	Francestown	0.64%	Newfields	0.20%	Newton	0.00%		
Deerfield	2.35%	Mont Vernon	1.15%	Center Harbor	0.64%	Madbury	0.18%	North Hampton	0.00%		
Easton	2.35%	Loudon	1.14%	Gorham	0.64%	Durham	0.17%	Orange	0.00%	<b>Unincorporated Places</b>	
Langdon	2.18%	Alstead	1.14%	Hollis	0.63%	Walpole	0.16%	Piermont	0.00%	<i>Atkinson and Gilmanton Academy Grant</i>	
Freedom	2.10%	Laconia	1.13%	Enfield	0.63%	Bristol	0.15%	Pittsburg	0.00%	<i>Bean's Grant</i>	
Hill	2.05%	Nashua	1.12%	Keene	0.62%	Antrim	0.11%	Plymouth	0.00%	<i>Bean's Purchase</i>	
Rochester	2.00%	Wilmot	1.10%	Farmington	0.61%	Milford	0.11%	Randolph	0.00%	<i>Cambridge</i>	
Colebrook	2.00%	Milton	1.08%	Bow	0.61%	Amherst	0.10%	Rye	0.00%	<i>Chandler's Purchase</i>	
Sullivan	1.97%	Sunapee	1.07%	Fitzwilliam	0.60%	Newport	0.02%	Temple	0.00%	<i>Crawford's Purchase</i>	
Newmarket	1.91%	Harrisville	1.07%	Londonderry	0.60%	Alton	0.00%	Sandwich	0.00%	<i>Cutt's Grant</i>	
Gilmanton	1.88%	Lyme	1.05%	New Boston	0.59%	Andover	0.00%	Sharon	0.00%	<i>Dix's Grant</i>	
Milan	1.81%	Pembroke	1.02%	Concord	0.58%	Auburn	0.00%	Shelburne	0.00%	<i>Dixville</i>	
Allenstown	1.78%	Windham	1.02%	Brentwood	0.58%	Bartlett	0.00%	South Hampton	0.00%	<i>Erving's Location</i>	
Somersworth	1.78%	Whitefield	1.02%	Dover	0.53%	Bath	0.00%	Stark	0.00%	<i>Green's Grant</i>	
Acworth	1.69%	Deering	1.02%	Kensington	0.53%	Benton	0.00%	Stoddard	0.00%	<i>Hadley's Purchase</i>	
Hudson	1.69%	Warner	1.02%	Ossipee	0.53%	Bethlehem	0.00%	Stratham	0.00%	<i>Kilkenny</i>	
Salisbury	1.68%	Claremont	0.99%	Chichester	0.53%	Bridgewater	0.00%	Surry	0.00%	<i>Livermore</i>	
Hillsborough	1.68%	Grafton	0.99%	Greenville	0.52%	Campton	0.00%	Sutton	0.00%	<i>Low and Burbank's Grant</i>	
Franconia	1.65%	Washington	0.99%	Berlin	0.51%	Canaan	0.00%	Temple	0.00%	<i>Martin's Location</i>	
Warren	1.64%	Charlestown	0.98%	Portsmouth	0.51%	Columbia	0.00%	Troy	0.00%	<i>Millsfield</i>	
Chesterfield	1.60%	Ashland	0.98%	Rollinsford	0.51%	Croydon	0.00%	Tuftonboro	0.00%	<i>Odell</i>	
Plaistow	1.59%	Gilsum	0.96%	Derry	0.51%	Dorchester	0.00%	Waterville Valley	0.00%	<i>Pinkham's Grant</i>	
Epping	1.58%	Canterbury	0.96%	Goffstown	0.51%	Dublin	0.00%	Wentworth	0.00%	<i>Sargent's Purchase</i>	
Lee	1.54%	Springfield	0.96%	Raymond	0.50%	Dummer	0.00%	Windsor	0.00%	<i>Second College Grant</i>	
Orford	1.52%	Thornton	0.95%	Salem	0.50%	Eaton	0.00%	Woodstock	0.00%	<i>Success</i>	
Middleton	1.48%	Candia	0.94%	Henniker	0.48%	Effingham	0.00%			<i>Thompson and Meserves Purchase</i>	
Danbury	1.48%	Manchester	0.93%	Monroe	0.45%	Ellsworth	0.00%			<i>Wentworth's Location</i>	
Winchester	1.46%	Landaff	0.91%	Tilton	0.45%	Errol	0.00%				
Epsom	1.46%	Hanover	0.90%	Franklin	0.43%	Exeter	0.00%				
Barnstead	1.43%	Pelham	0.84%	Kingston	0.42%	Fremont	0.00%				
Grantham	1.41%	Westmoreland	0.84%	Barrington	0.42%	Greenland	0.00%				
Plainfield	1.41%	East Kingston	0.83%	Hampton	0.40%	Groton	0.00%				
Chester	1.40%	Goshen	0.82%	Swanzey	0.40%	Hale's Location	0.00%				
Brookfield	1.38%	Webster	0.82%	Lyndeborough	0.38%	Hancock	0.00%				
Hooksett	1.38%	Litchfield	0.80%	Littleton	0.38%	Hart's Location	0.00%				