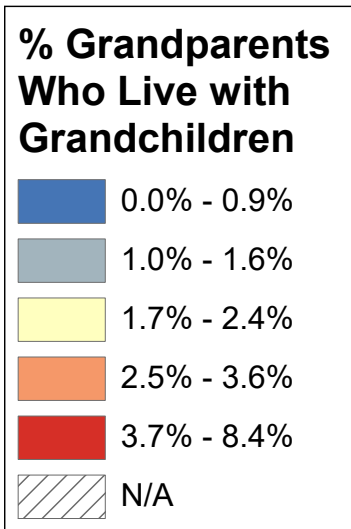
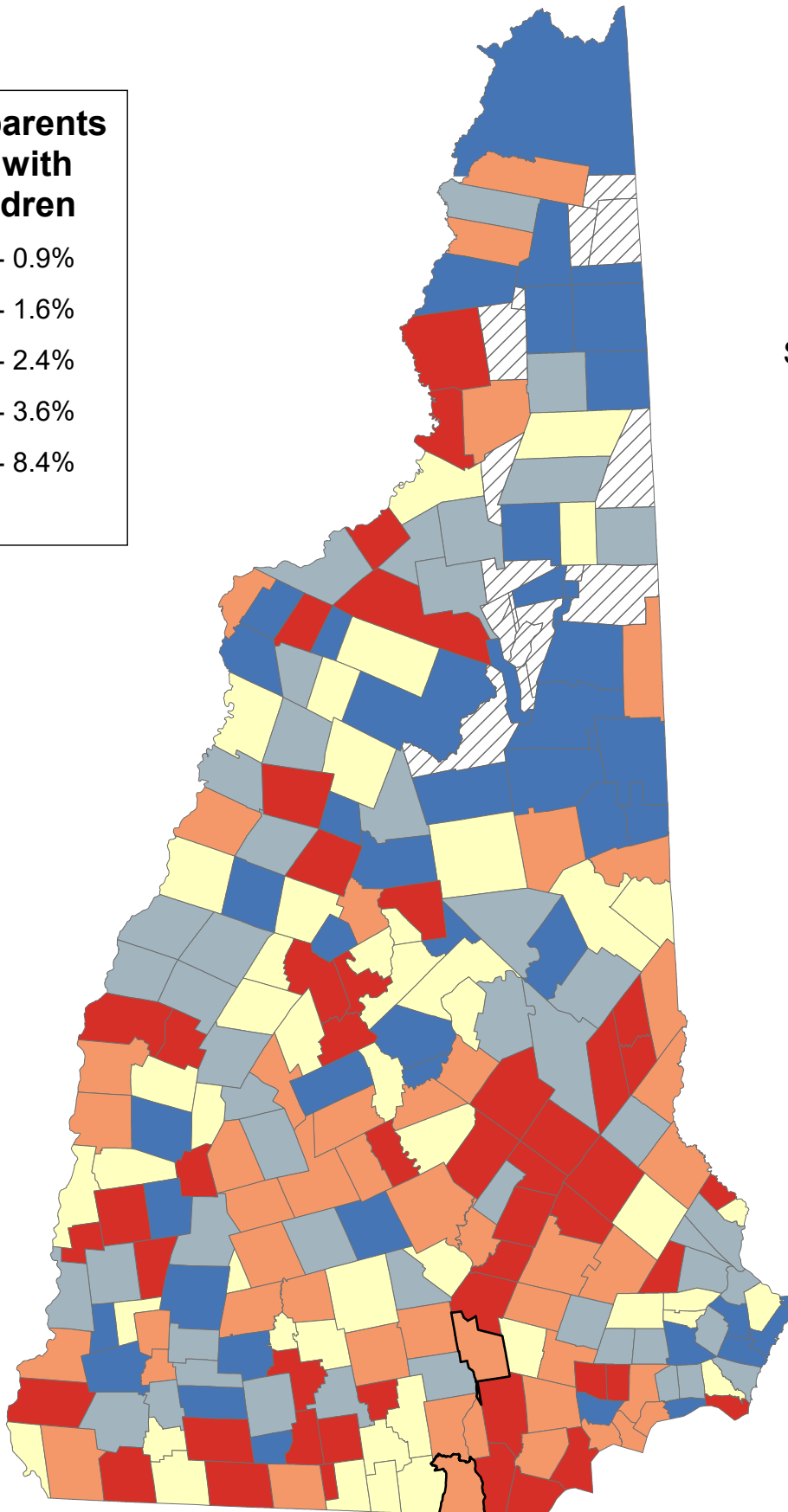


Percentage of Grandparents Who Live with Grandchildren

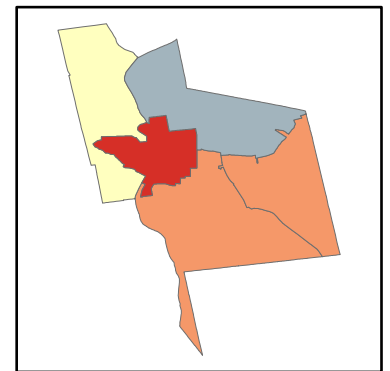


State Average: 2.5%

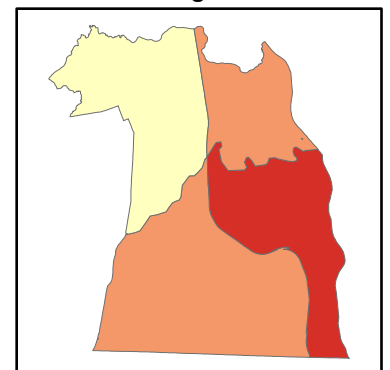
Source: ACS, 2012-2016



Manchester Neighborhoods



Nashua Neighborhoods



% of Grandparents Who Live with Grandchildren

Acworth	4.08%	Dalton	3.88%	Haverhill	2.21%	Nelson	1.59%	South Hampton	0.69%	Manchester	
Albany	0.79%	Danbury	1.70%	Hebron	0.00%	New Boston	2.75%	Springfield	0.96%	Central Manchester	4.60%
Alexandria	8.36%	Danville	5.39%	Henniker	1.24%	New Castle	0.63%	Stark	3.16%	Manchester: West	2.31%
Allenstown	4.06%	Deerfield	3.44%	Hill	4.24%	New Durham	5.48%	Stewartstown	1.17%	Manchester: South	3.25%
Alstead	1.52%	Deering	3.20%	Hillsborough	3.10%	New Hampton	2.07%	Stoddard	0.00%	Manchester: North	1.42%
Alton	1.56%	Derry	2.42%	Hinsdale	2.37%	New Ipswich	3.54%	Strafford	3.68%	Manchester: East	2.46%
Amherst	2.14%	Dorchester	0.00%	Holderness	4.10%	New London	1.08%	Stratford	4.44%		
Andover	0.37%	Dover	1.48%	Hollis	1.88%	Newbury	2.56%	Stratham	1.22%	Nashua	
Antrim	3.45%	Dublin	0.40%	Hooksett	3.66%	Newfields	2.40%	Sugar Hill	0.70%	Nashua: Zip 03060	4.21%
Ashland	1.73%	Dummer	1.04%	Hopkinton	0.49%	Newington	1.49%	Sullivan	3.50%	Nashua: Zip 03062	2.93%
Atkinson	2.79%	Dunbarton	1.11%	Hudson	4.84%	Newmarket	2.22%	Sunapee	1.82%	Nashua: Zip 03063	1.63%
Auburn	1.86%	Durham	1.16%	Jackson	0.00%	Newport	0.41%	Surry	0.73%	Nashua: Zip 03064	2.60%
Barnstead	4.08%	East Kingston	1.54%	Jaffrey	5.92%	Newton	3.52%	Sutton	1.54%		
Barrington	1.77%	Easton	2.35%	Jefferson	0.95%	North Hampton	0.00%	Swanzy	1.38%		
Bartlett	0.00%	Eaton	0.83%	Keene	0.83%	Northfield	2.79%	Tamworth	3.28%		
Bath	0.59%	Effingham	2.03%	Kensington	1.59%	Northumberland	5.25%	Temple	5.26%		
Bedford	1.51%	Ellsworth	0.00%	Kingston	3.07%	Northwood	4.22%	Thornton	0.95%	Unincorporated Places	
Belmont	2.77%	Enfield	1.55%	Laconia	2.15%	Nottingham	2.99%	Tilton	0.45%	<i>Atkinson and Gilmanton Academy Grant</i>	
Bennington	1.93%	Epping	2.21%	Lancaster	2.36%	Orange	1.61%	Troy	1.84%	<i>Bean's Grant</i>	
Benton	1.57%	Epsom	4.10%	Landaff	0.91%	Orford	3.03%	Tuftonboro	0.00%	<i>Bean's Purchase</i>	
Berlin	1.57%	Errol	0.00%	Langdon	4.00%	Ossipee	2.18%	Unity	1.99%	<i>Cambridge</i>	
Bethlehem	3.88%	Exeter	0.88%	Lebanon	1.40%	Pelham	3.99%	Wakefield	2.86%	<i>Chandler's Purchase</i>	
Boscawen	7.09%	Farmington	1.24%	Lee	3.71%	Pembroke	2.83%	Walpole	1.51%	<i>Crawford's Purchase</i>	
Bow	1.90%	Fitzwilliam	2.00%	Lempster	0.66%	Peterborough	1.00%	Warner	3.16%	<i>Cutt's Grant</i>	
Bradford	3.11%	Francestown	2.11%	Lincoln	0.00%	Piermont	0.98%	Warren	4.37%	<i>Dix's Grant</i>	
Brentwood	1.16%	Franconia	2.00%	Lisbon	4.42%	Pittsburg	0.00%	Washington	0.99%	<i>Dixville</i>	
Bridgewater	1.68%	Franklin	1.83%	Litchfield	3.11%	Pittsfield	5.91%	Waterville Valley	0.00%	<i>Erving's Location</i>	
Bristol	4.07%	Fremont	3.56%	Littleton	1.21%	Plainfield	3.94%	Weare	1.80%	<i>Green's Grant</i>	
Brookfield	5.54%	Fremont	1.30%	Londonderry	3.84%	Plaisow	2.77%	Webster	2.77%	<i>Hadley's Purchase</i>	
Brookline	1.92%	Gilford	1.17%	Loudon	4.45%	Plymouth	2.92%	Wentworth	1.02%	<i>Kilkenny</i>	
Campton	0.00%	Gilmanton	4.39%	Lyman	0.00%	Portsmouth	1.63%	Westmoreland	2.74%	<i>Livermore</i>	
Canaan	1.40%	Gilsum	1.93%	Lyme	2.34%	Randolph	0.00%	Whitefield	1.02%	<i>Low and Burbank's Grant</i>	
Candia	2.73%	Goffstown	2.44%	Lyndeborough	1.23%	Raymond	1.38%	Wilmot	3.04%	<i>Martin's Location</i>	
Canterbury	2.24%	Gorham	1.64%	Madbury	1.01%	Richmond	4.21%	Wilton	3.74%	<i>Millsfield</i>	
Carroll	1.53%	Goshen	6.19%	Madison	0.33%	Rindge	4.39%	Winchester	3.47%	<i>Odell</i>	
Center Harbor	0.64%	Grafton	1.98%	Manchester	3.05%	Rochester	3.21%	Windham	3.50%	<i>Pinkham's Grant</i>	
Charlestown	2.28%	Grantham	3.73%	Marlborough	1.52%	Rollinsford	2.36%	Windsor	1.93%	<i>Sargent's Purchase</i>	
Chatham	2.87%	Greenfield	5.07%	Marlow	4.31%	Roxbury	3.27%	Wolfeboro	1.42%	<i>Second College Grant</i>	
Chester	3.11%	Greenland	0.88%	Mason	2.39%	Rumney	3.86%	Woodstock	2.04%	<i>Success</i>	
Chesterfield	3.75%	Greenville	4.64%	Meredith	1.66%	Rye	0.70%			<i>Thompson and Meserves Purchase</i>	
Chichester	1.23%	Groton	2.21%	Merrimack	2.67%	Salem	3.68%			<i>Wentworth's Location</i>	
Claremont	3.31%	Hale's Location	0.00%	Middleton	5.56%	Salisbury	3.02%				
Clarksville	3.14%	Hampstead	0.72%	Milan	2.42%	Sanbornton	0.65%				
Colebrook	3.39%	Hampton	1.57%	Milford	1.92%	Sandown	4.64%				
Columbia	0.57%	Hampton Falls	1.95%	Milton	2.64%	Sandwich	1.85%				
Concord	2.51%	Hancock	0.62%	Monroe	3.02%	Seabrook	5.29%				
Conway	0.52%	Hanover	1.03%	Mont Vernon	6.65%	Sharon	0.00%				
Cornish	2.42%	Harrisville	1.60%	Moultonborough	0.98%	Shelburne	1.33%				
Croydon	1.81%	Hart's Location	0.00%	Nashua	3.05%	Somersworth	3.58%				

% of Grandparents Who Live with Grandchildren (Ranked)

Alexandria	8.36%	New Ipswich	3.54%	Mason	2.39%	Hampton	1.57%	Keene	0.83%	Manchester	
Boscawen	7.09%	Newton	3.52%	Hinsdale	2.37%	Berlin	1.57%	Albany	0.79%	Central Manchester	4.60%
Mont Vernon	6.65%	Sullivan	3.50%	Lancaster	2.36%	Benton	1.57%	Surry	0.73%	Manchester: South	3.25%
Goshen	6.19%	Windham	3.50%	Rollinsford	2.36%	Alton	1.56%	Hampstead	0.72%	Manchester: East	2.46%
Jaffrey	5.92%	Winchester	3.47%	Easton	2.35%	Enfield	1.55%	Sugar Hill	0.70%	Manchester: West	2.31%
Pittsfield	5.91%	Antrim	3.45%	Lyme	2.34%	Sutton	1.54%	Rye	0.70%	Manchester: North	1.42%
Middleton	5.56%	Deerfield	3.44%	Charlestown	2.28%	East Kingston	1.54%	South Hampton	0.69%		
Brookfield	5.54%	Colebrook	3.39%	Canterbury	2.24%	Carroll	1.53%	Lempster	0.66%	Nashua	
New Durham	5.48%	Claremont	3.31%	Newmarket	2.22%	Alstead	1.52%	Sanbornton	0.65%	Nashua: Zip 03060	4.21%
Danville	5.39%	Tamworth	3.28%	Epping	2.21%	Marlborough	1.52%	Center Harbor	0.64%	Nashua: Zip 03062	2.93%
Seabrook	5.29%	Roxbury	3.27%	Groton	2.21%	Bedford	1.51%	New Castle	0.63%	Nashua: Zip 03064	2.60%
Temple	5.26%	Rochester	3.21%	Haverhill	2.21%	Walpole	1.51%	Hancock	0.62%	Nashua: Zip 03063	1.63%
Northumberland	5.25%	Deering	3.20%	Ossipee	2.18%	Newington	1.49%	Bath	0.59%		
Greenfield	5.07%	Warner	3.16%	Laconia	2.15%	Dover	1.48%	Columbia	0.57%		
Hudson	4.84%	Stark	3.16%	Amherst	2.14%	Wolfeboro	1.42%	Conway	0.52%		
Greenville	4.64%	Clarksville	3.14%	Francestown	2.11%	Lebanon	1.40%	Hopkinton	0.49%		
Sandown	4.64%	Bradford	3.11%	New Hampton	2.07%	Canaan	1.40%	Tilton	0.45%	Unincorporated Places	
Loudon	4.45%	Litchfield	3.11%	Woodstock	2.04%	Raymond	1.38%	Newport	0.41%	<i>Atkinson and Gilmanton Academy Grant</i>	
Stratford	4.44%	Chester	3.11%	Effingham	2.03%	Swanzey	1.38%	Dublin	0.40%	<i>Bean's Grant</i>	
Lisbon	4.42%	Hillsborough	3.10%	Franconia	2.00%	Shelburne	1.33%	Andover	0.37%	<i>Bean's Purchase</i>	
Gilmanton	4.39%	Kingston	3.07%	Fitzwilliam	2.00%	Fremont	1.30%	Madison	0.33%	<i>Cambridge</i>	
Rindge	4.39%	Manchester	3.05%	Unity	1.99%	Farmington	1.24%	Bartlett	0.00%	<i>Chandler's Purchase</i>	
Warren	4.37%	Nashua	3.05%	Grafton	1.98%	Henniker	1.24%	North Hampton	0.00%	<i>Crawford's Purchase</i>	
Marlow	4.31%	Wilmot	3.04%	Hampton Falls	1.95%	Lyndeborough	1.23%	Dorchester	0.00%	<i>Cutt's Grant</i>	
Hill	4.24%	Orford	3.03%	Windsor	1.93%	Chichester	1.23%	Ellsworth	0.00%	<i>Dix's Grant</i>	
Northwood	4.22%	Salisbury	3.02%	Bennington	1.93%	Stratham	1.22%	Errol	0.00%	<i>Dixville</i>	
Richmond	4.21%	Monroe	3.02%	Gilsum	1.93%	Littleton	1.21%	Hale's Location	0.00%	<i>Erving's Location</i>	
Holderness	4.10%	Nottingham	2.99%	Brookline	1.92%	Stewartstown	1.17%	Hart's Location	0.00%	<i>Green's Grant</i>	
Epsom	4.10%	Plymouth	2.92%	Millford	1.92%	Gilford	1.17%	Hebron	0.00%	<i>Hadley's Purchase</i>	
Acworth	4.08%	Chatham	2.87%	Bow	1.90%	Durham	1.16%	Jackson	0.00%	<i>Kilkenny</i>	
Barnstead	4.08%	Wakefield	2.86%	Hollis	1.88%	Brentwood	1.16%	Lincoln	0.00%	<i>Livermore</i>	
Bristol	4.07%	Pembroke	2.83%	Auburn	1.86%	Dunbarton	1.11%	Lyman	0.00%	<i>Low and Burbank's Grant</i>	
Allenstown	4.06%	Atkinson	2.79%	Sandwich	1.85%	New London	1.08%	North Hampton	0.00%	<i>Martin's Location</i>	
Langdon	4.00%	Northfield	2.79%	Troy	1.84%	Dummer	1.04%	Pittsburg	0.00%	<i>Millsfield</i>	
Pelham	3.99%	Plaistow	2.77%	Franklin	1.83%	Hanover	1.03%	Randolph	0.00%	<i>Odell</i>	
Plainfield	3.94%	Webster	2.77%	Sunapee	1.82%	Wentworth	1.02%	Sharon	0.00%	<i>Pinkham's Grant</i>	
Dalton	3.88%	Belmont	2.77%	Croydon	1.81%	Whitefield	1.02%	Stoddard	0.00%	<i>Sargent's Purchase</i>	
Bethlehem	3.88%	New Boston	2.75%	Weare	1.80%	Madbury	1.01%	Tuftonboro	0.00%	<i>Second College Grant</i>	
Rumney	3.86%	Westmoreland	2.74%	Barrington	1.77%	Peterborough	1.00%	Waterville Valley	0.00%	<i>Success</i>	
Londonderry	3.84%	Candia	2.73%	Ashland	1.73%	Washington	0.99%			<i>Thompson and Meserves Purchase</i>	
Chesterfield	3.75%	Merrimack	2.67%	Danbury	1.70%	Piermont	0.98%			<i>Wentworth's Location</i>	
Wilton	3.74%	Milton	2.64%	Bridgewater	1.68%	Moultonborough	0.98%				
Grantham	3.73%	Newbury	2.56%	Meredith	1.66%	Springfield	0.96%				
Lee	3.71%	Concord	2.51%	Gorham	1.64%	Thornton	0.95%				
Strafford	3.68%	Goffstown	2.44%	Portsmouth	1.63%	Jefferson	0.95%				
Salem	3.68%	Derry	2.42%	Orange	1.61%	Landaff	0.91%				
Hooksett	3.66%	Cornish	2.42%	Harrisville	1.60%	Exeter	0.88%				
Somersworth	3.58%	Milan	2.42%	Nelson	1.59%	Greenland	0.88%				
Freedom	3.56%	Newfields	2.40%	Kensington	1.59%	Eaton	0.83%				