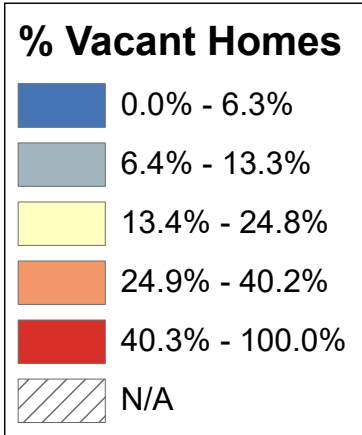
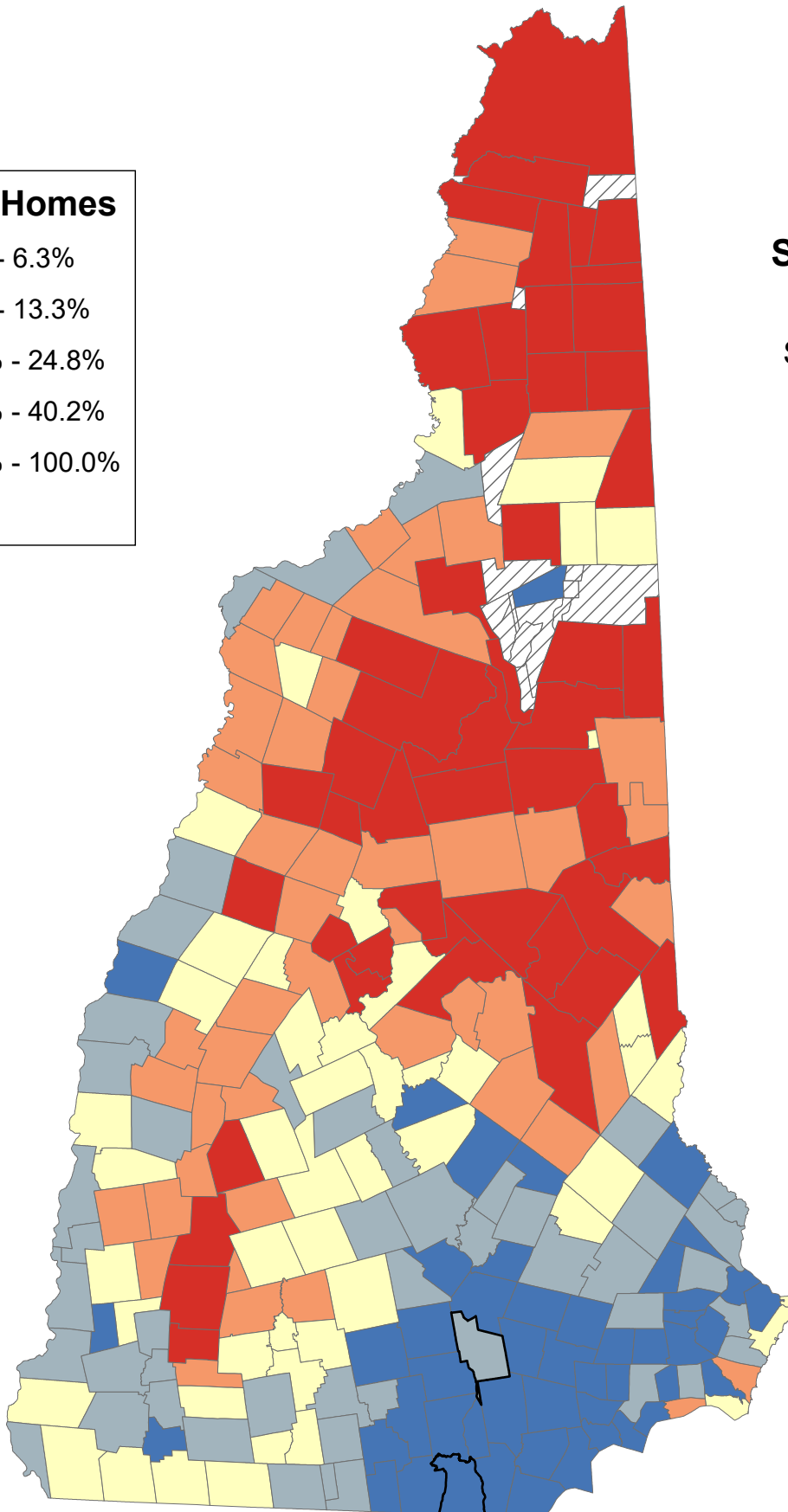


# Percentage of Vacant Homes in Community

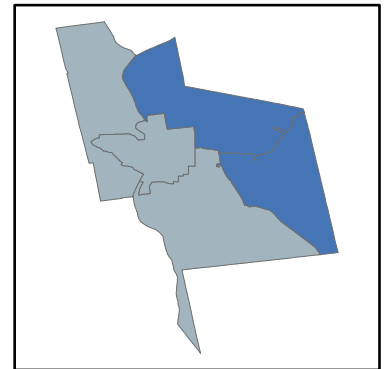


**State Average: 16.0%**

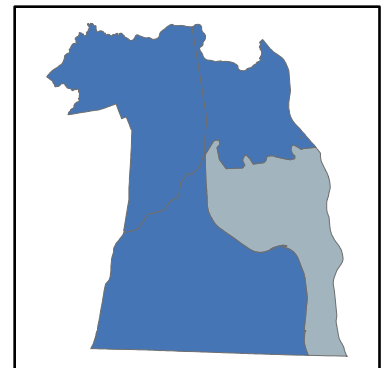
Source: ACS, 2012-2016



**Manchester Neighborhoods**



**Nashua Neighborhoods**



## % of Vacant Homes in Community

Acworth	31.21%	Dalton	25.56%	Haverhill	25.09%	Nelson	46.59%	South Hampton	27.08%	<b>Manchester</b>	
Albany	41.07%	Danbury	22.72%	Hebron	58.71%	New Boston	2.64%	Springfield	33.19%	Central Manchester	10.99%
Alexandria	31.98%	Danville	4.57%	Henniker	16.87%	New Castle	15.38%	Stark	51.17%	Manchester: West	6.73%
Allenstown	4.47%	Deerfield	11.32%	Hill	19.68%	New Durham	39.41%	Stewartstown	60.85%	Manchester: South	6.36%
Alstead	13.58%	Deering	24.97%	Hillsborough	22.56%	New Hampton	22.38%	Stoddard	53.93%	Manchester: North	4.40%
Alton	53.28%	Derry	4.76%	Hinsdale	8.67%	New Ipswich	12.72%	Strafford	16.55%	Manchester: East	5.96%
Amherst	3.16%	Dorchester	40.81%	Holderness	42.06%	New London	25.36%	Stratford	49.21%		
Andover	14.39%	Dover	6.36%	Hollis	5.74%	Newbury	50.39%	Stratham	3.32%	<b>Nashua</b>	
Antrim	26.93%	Dublin	24.80%	Hooksett	2.00%	Newfields	1.47%	Sugar Hill	29.89%	Nashua: Zip 03060	8.18%
Ashland	36.47%	Dummer	59.19%	Hopkinton	10.17%	Newington	5.93%	Sullivan	7.38%	Nashua: Zip 03062	2.09%
Atkinson	5.02%	Dunbarton	7.02%	Hudson	3.25%	Newmarket	4.71%	Sunapee	40.08%	Nashua: Zip 03063	4.20%
Auburn	3.27%	Durham	12.29%	Jackson	53.43%	Newport	10.31%	Surry	2.11%	Nashua: Zip 03064	5.11%
Barnstead	30.39%	East Kingston	6.00%	Jaffrey	11.48%	Newton	3.96%	Sutton	24.24%		
Barrington	9.26%	Easton	36.63%	Jefferson	32.93%	North Hampton	10.49%	Swanzey	8.72%		
Bartlett	67.37%	Eaton	39.16%	Keene	6.54%	Northfield	3.17%	Tamworth	32.20%		
Bath	36.08%	Effingham	38.01%	Kensington	6.83%	Northumberland	18.09%	Temple	16.32%		
Bedford	2.85%	Ellsworth	56.78%	Kingston	8.17%	Northwood	24.05%	Thornton	51.02%	<b>Unincorporated Places</b>	
Belmont	24.57%	Enfield	23.49%	Laconia	32.23%	Nottingham	11.41%	Tilton	13.77%	<i>Atkinson and Gilmanton Academy Grant</i>	
Bennington	21.78%	Epping	10.69%	Lancaster	12.58%	Orange	20.69%	Troy	0.45%	<i>Bean's Grant</i>	
Benton	31.98%	Epsom	8.04%	Landaff	16.59%	Orford	17.62%	Tuftonboro	60.11%	<i>Bean's Purchase</i>	
Berlin	16.91%	Errol	65.24%	Langdon	11.78%	Ossipee	40.99%	Unity	21.30%	<i>Cambridge</i>	
Bethlehem	31.57%	Exeter	2.00%	Lebanon	5.55%	Pelham	4.13%	Wakefield	46.95%	<i>Chandler's Purchase</i>	
Boscawen	10.14%	Farmington	8.98%	Lee	0.00%	Pembroke	9.82%	Walpole	7.84%	<i>Crawford's Purchase</i>	
Bow	3.46%	Fitzwilliam	15.10%	Lempster	35.38%	Peterborough	9.07%	Warner	20.91%	<i>Cutt's Grant</i>	
Bradford	29.24%	Francestown	23.29%	Lincoln	81.48%	Piermont	28.88%	Warren	43.05%	<i>Dix's Grant</i>	
Brentwood	0.40%	Franconia	46.54%	Lisbon	26.28%	Pittsburg	76.46%	Washington	59.45%	<i>Dixville</i>	
Bridgewater	55.08%	Franklin	15.15%	Litchfield	1.42%	Pittsfield	5.09%	Waterville Valley	92.48%	<i>Erving's Location</i>	
Bristol	46.08%	Freedom	69.56%	Littleton	13.13%	Plainfield	8.99%	Weare	16.69%	<i>Green's Grant</i>	
Brookfield	15.36%	Fremont	0.59%	Londonderry	3.52%	Plaisow	4.68%	Webster	15.48%	<i>Hadley's Purchase</i>	
Brookline	0.71%	Gilford	38.64%	Loudon	5.77%	Plymouth	18.55%	Wentworth	37.35%	<i>Kilkenny</i>	
Campton	40.17%	Gilmanton	35.83%	Lyman	31.64%	Portsmouth	4.46%	Westmoreland	11.72%	<i>Livermore</i>	
Canaan	22.23%	Gilsum	20.58%	Lyme	13.26%	Randolph	43.14%	Whitefield	26.83%	<i>Low and Burbank's Grant</i>	
Candia	1.61%	Goffstown	4.22%	Lyndeborough	9.12%	Raymond	5.12%	Wilmot	11.17%	<i>Martin's Location</i>	
Canterbury	15.25%	Gorham	13.65%	Madbury	6.34%	Richmond	15.67%	Wilton	12.65%	<i>Millsfield</i>	
Carroll	63.17%	Goshen	28.71%	Madison	47.47%	Rindge	15.77%	Winchester	13.74%	<i>Odell</i>	
Center Harbor	47.52%	Grafton	34.24%	Manchester	7.55%	Rochester	5.58%	Windham	3.95%	<i>Pinkham's Grant</i>	
Charlestown	8.90%	Grantham	28.72%	Marlborough	9.04%	Rollinsford	8.88%	Windsor	38.71%	<i>Sargent's Purchase</i>	
Chatham	40.38%	Greenfield	17.65%	Marlow	32.61%	Roxbury	12.12%	Wolfeboro	41.11%	<i>Second College Grant</i>	
Chester	2.70%	Greenland	7.27%	Mason	10.13%	Rumney	32.86%	Woodstock	68.59%	<i>Success</i>	
Chesterfield	18.15%	Greenville	11.80%	Meredith	41.94%	Rye	17.74%			<i>Thompson and Meserves Purchase</i>	
Chichester	8.49%	Groton	37.64%	Merrimack	3.67%	Salem	5.48%			<i>Wentworth's Location</i>	
Claremont	15.19%	Hale's Location	22.22%	Middleton	24.40%	Salisbury	10.23%				
Clarksville	68.94%	Hampstead	5.54%	Milan	30.15%	Sanbornton	28.20%				
Colebrook	30.37%	Hampton	27.72%	Milford	4.61%	Sandown	4.43%				
Columbia	35.12%	Hampton Falls	3.63%	Milton	15.93%	Sandwich	38.90%				
Concord	7.27%	Hancock	18.55%	Monroe	11.14%	Seabrook	17.59%				
Conway	35.93%	Hanover	11.78%	Mont Vernon	9.23%	Sharon	14.62%				
Cornish	11.53%	Harrisville	37.77%	Moultonborough	63.58%	Shelburne	15.94%				
Croydon	35.43%	Hart's Location	61.40%	Nashua	5.09%	Somersworth	6.91%				

## % of Vacant Homes in Community (Ranked)

Waterville Valley	92.48%	Groton	37.64%	New Hampton	22.38%	Hanover	11.78%	Raymond	5.12%	<b>Manchester</b>	
Lincoln	81.48%	Wentworth	37.35%	Canaan	22.23%	Westmoreland	11.72%	Nashua	5.09%	Central Manchester	10.99%
Pittsburg	76.46%	Easton	36.63%	Hale's Location	22.22%	Cornish	11.53%	Pittsfield	5.09%	Manchester: West	6.73%
Freedom	69.56%	Ashland	36.47%	Bennington	21.78%	Jaffrey	11.48%	Atkinson	5.02%	Manchester: South	6.36%
Clarksville	68.94%	Bath	36.08%	Unity	21.30%	Nottingham	11.41%	Derry	4.76%	Manchester: East	5.96%
Woodstock	68.59%	Conway	35.93%	Warner	20.91%	Deerfield	11.32%	Newmarket	4.71%	Manchester: North	4.40%
Bartlett	67.37%	Gilmanton	35.83%	Orange	20.69%	Wilmot	11.17%	Plaistow	4.68%		
Errol	65.24%	Croydon	35.43%	Gilsum	20.58%	Monroe	11.14%	Milford	4.61%	<b>Nashua</b>	
Moultonborough	63.58%	Lempster	35.38%	Hill	19.68%	Epping	10.69%	Danville	4.57%	Nashua: Zip 03060	8.18%
Carroll	63.17%	Columbia	35.12%	Plymouth	18.55%	North Hampton	10.49%	Allenstown	4.47%	Nashua: Zip 03064	5.11%
Hart's Location	61.40%	Grafton	34.24%	Hancock	18.55%	Newport	10.31%	Portsmouth	4.46%	Nashua: Zip 03063	4.20%
Stewartstown	60.85%	Springfield	33.19%	Chesterfield	18.15%	Salisbury	10.23%	Sandown	4.43%	Nashua: Zip 03062	2.09%
Tuftonboro	60.11%	Jefferson	32.93%	Northumberland	18.09%	Hopkinton	10.17%	Goffstown	4.22%		
Washington	59.45%	Rumney	32.86%	Rye	17.74%	Boscawen	10.14%	Pelham	4.13%		
Dummer	59.19%	Marlow	32.61%	Greenfield	17.65%	Mason	10.13%	Newton	3.96%		
Hebron	58.71%	Laconia	32.23%	Orford	17.62%	Pembroke	9.82%	Windham	3.95%		
Ellsworth	56.78%	Tamworth	32.20%	Seabrook	17.59%	Barrington	9.26%	Merrimack	3.67%	<b>Unincorporated Places</b>	
Bridgewater	55.08%	Benton	31.98%	Berlin	16.91%	Mont Vernon	9.23%	Hampton Falls	3.63%	<i>Atkinson and Gilmanton Academy Grant</i>	
Stoddard	53.93%	Alexandria	31.98%	Henriker	16.87%	Lyndeborough	9.12%	Londonderry	3.52%	<i>Bean's Grant</i>	
Jackson	53.43%	Lyman	31.64%	Weare	16.69%	Peterborough	9.07%	Bow	3.46%	<i>Bean's Purchase</i>	
Alton	53.28%	Bethlehem	31.57%	Landaff	16.59%	Marlborough	9.04%	Stratham	3.32%	<i>Cambridge</i>	
Stark	51.17%	Acworth	31.21%	Strafford	16.55%	Plainfield	8.99%	Auburn	3.27%	<i>Chandler's Purchase</i>	
Thornton	51.02%	Barnstead	30.39%	Temple	16.32%	Farmington	8.98%	Newfields	3.25%	<i>Crawford's Purchase</i>	
Newbury	50.39%	Colebrook	30.37%	Shelburne	15.94%	Charlestown	8.90%	Northfield	3.17%	<i>Cutt's Grant</i>	
Stratford	49.21%	Milan	30.15%	Milton	15.93%	Rollinsford	8.88%	Amherst	3.16%	<i>Dix's Grant</i>	
Center Harbor	47.52%	Sugar Hill	29.89%	Rindge	15.77%	Swanzy	8.72%	Bedford	2.85%	<i>Dixville</i>	
Madison	47.47%	Bradford	29.24%	Richmond	15.67%	Hinsdale	8.67%	Chester	2.70%	<i>Erving's Location</i>	
Wakefield	46.95%	Piermont	28.88%	Webster	15.48%	Chichester	8.49%	New Boston	2.64%	<i>Green's Grant</i>	
Nelson	46.59%	Grantham	28.72%	New Castle	15.38%	Kingston	8.17%	Surry	2.11%	<i>Hadley's Purchase</i>	
Franconia	46.54%	Goshen	28.71%	Brookfield	15.36%	Epsom	8.04%	Hooksett	2.00%	<i>Kilkenny</i>	
Bristol	46.08%	Sanbornton	28.20%	Canterbury	15.25%	Walpole	7.84%	Exeter	2.00%	<i>Livermore</i>	
Randolph	43.14%	Hampton	27.72%	Claremont	15.19%	Manchester	7.55%	Candia	1.61%	<i>Low and Burbank's Grant</i>	
Warren	43.05%	South Hampton	27.08%	Franklin	15.15%	Sullivan	7.38%	Newfields	1.47%	<i>Martin's Location</i>	
Holderness	42.06%	Antrim	26.93%	Fitzwilliam	15.10%	Concord	7.27%	Litchfield	1.42%	<i>Millsfield</i>	
Meredith	41.94%	Whitefield	26.83%	Sharon	14.62%	Greenland	7.27%	Brookline	0.71%	<i>Odell</i>	
Wolfeboro	41.11%	Lisbon	26.28%	Andover	14.39%	Dunbarton	7.02%	Fremont	0.59%	<i>Pinkham's Grant</i>	
Albany	41.07%	Dalton	25.56%	Tilton	13.77%	Somersworth	6.91%	Troy	0.45%	<i>Sargent's Purchase</i>	
Ossipee	40.99%	New London	25.36%	Winchester	13.74%	Kensington	6.83%	Brentwood	0.40%	<i>Second College Grant</i>	
Dorchester	40.81%	Haverhill	25.09%	Gorham	13.65%	Keene	6.54%	Lee	0.00%	<i>Success</i>	
Chatham	40.38%	Deering	24.97%	Alstead	13.58%	Dover	6.36%			<i>Thompson and Meserves Purchase</i>	
Campton	40.17%	Dublin	24.80%	Lyme	13.26%	Madbury	6.34%			<i>Wentworth's Location</i>	
Sunapee	40.08%	Belmont	24.57%	Littleton	13.13%	East Kingston	6.00%				
New Durham	39.41%	Middleton	24.40%	New Ipswich	12.72%	Newington	5.93%				
Eaton	39.16%	Sutton	24.24%	Wilton	12.65%	Loudon	5.77%				
Sandwich	38.90%	Northwood	24.05%	Lancaster	12.58%	Hollis	5.74%				
Windsor	38.71%	Enfield	23.49%	Durham	12.29%	Rochester	5.58%				
Gilford	38.64%	Francetown	23.29%	Roxbury	12.12%	Lebanon	5.55%				
Effingham	38.01%	Danbury	22.72%	Greenville	11.80%	Hampstead	5.54%				
Harrisville	37.77%	Hillsborough	22.56%	Langdon	11.78%	Salem	5.48%				