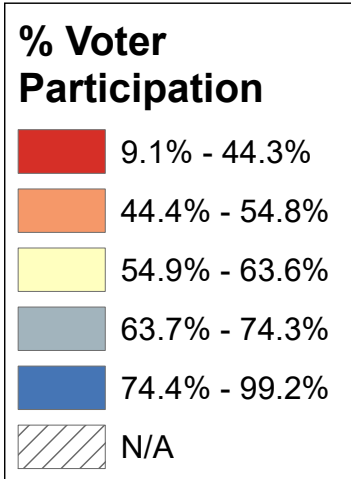
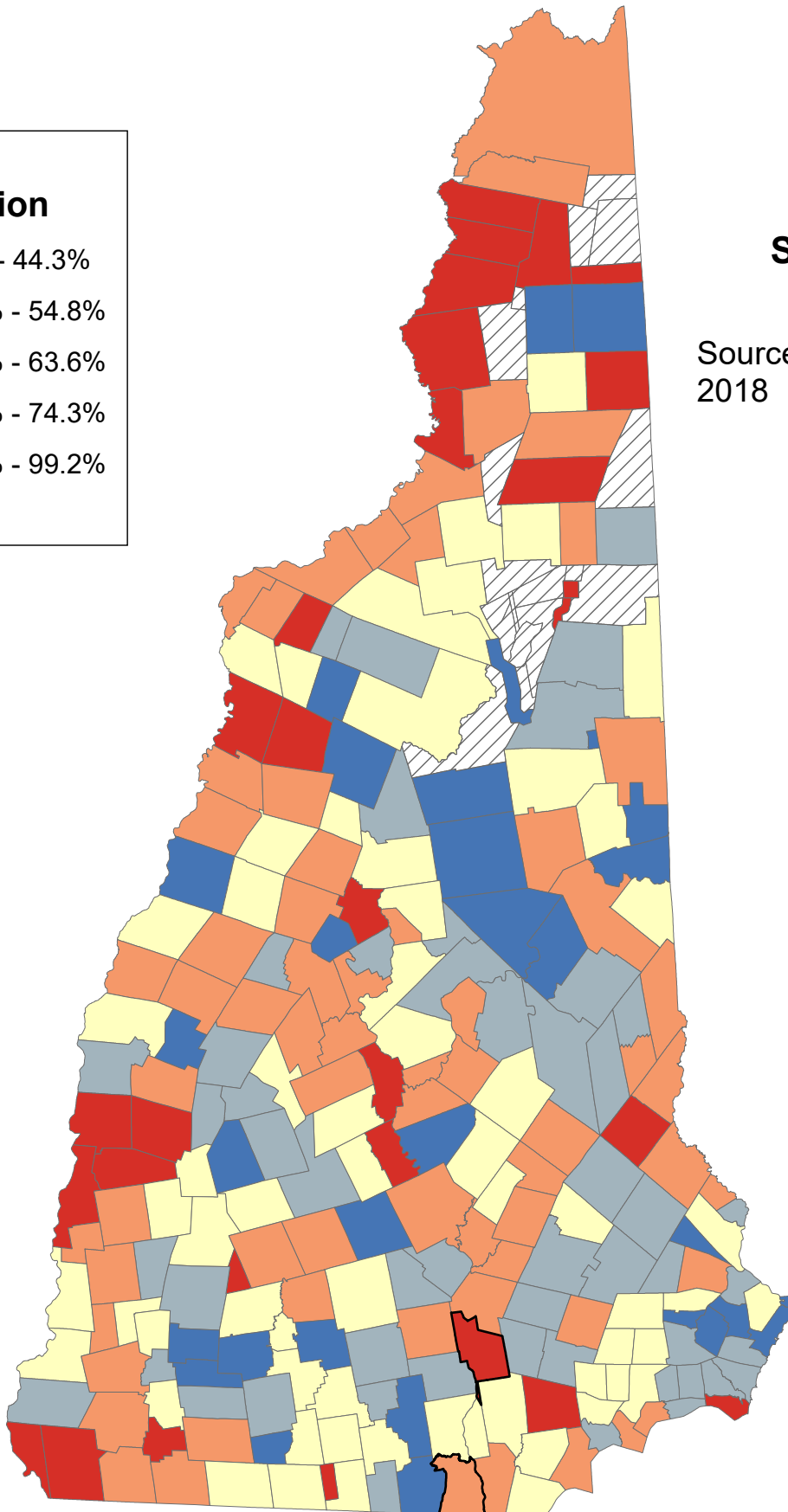


Participation Rate of Voters Age 18+ Years in the 2018 Presidential Election

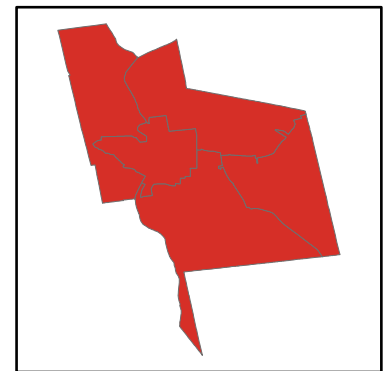


State Average: 54.7%

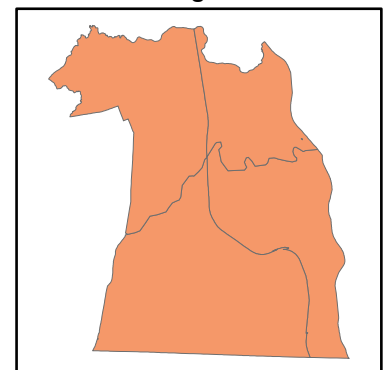
Source: NH Secretary of State, 2018



Manchester Neighborhoods



Nashua Neighborhoods



Voter Participation Rate in 2018 Election (Age 18+)

Acworth	54.78%	Dalton	45.79%	Haverhill	44.22%	Nelson	85.85%	South Hampton	73.47%	Manchester	
Albany	59.04%	Danbury	49.85%	Hebron	77.18%	New Boston	69.83%	Springfield	71.81%	Central Manchester	42.59%
Alexandria	52.33%	Danville	56.34%	Henniker	54.52%	New Castle	87.38%	Stark	49.46%	Manchester: West	42.59%
Allenstown	45.50%	Deerfield	68.94%	Hill	50.54%	New Durham	64.47%	Stewartstown	34.03%	Manchester: South	42.59%
Alstead	54.55%	Deering	52.11%	Hillsborough	51.47%	New Hampton	60.83%	Stoddard	66.07%	Manchester: North	42.59%
Alton	66.99%	Derry	44.09%	Hinsdale	41.86%	New Ipswich	59.20%	Strafford	66.13%	Manchester: East	42.59%
Amherst	77.09%	Dorchester	58.46%	Holderness	61.14%	New London	64.07%	Stratford	43.12%		
Andover	51.22%	Dover	58.55%	Hollis	77.85%	Newbury	75.71%	Stratham	76.93%	Nashua	
Antrim	57.55%	Dublin	74.30%	Hooksett	53.15%	Newfields	92.61%	Sugar Hill	65.13%	Nashua: Zip 03060	45.82%
Ashland	50.25%	Dummer	56.11%	Hopkinton	76.72%	Newington	70.49%	Sullivan	57.50%	Nashua: Zip 03062	45.82%
Atkinson	66.70%	Dunbarton	67.84%	Hudson	49.20%	Newmarket	62.02%	Sunapee	65.77%	Nashua: Zip 03063	45.82%
Auburn	69.57%	Durham	45.97%	Jackson	70.65%	Newport	41.17%	Surry	53.72%	Nashua: Zip 03064	45.82%
Barnstead	53.88%	East Kingston	70.19%	Jaffrey	53.79%	Newton	53.81%	Sutton	68.57%		
Barrington	64.08%	Easton	80.00%	Jefferson	60.12%	North Hampton	73.31%	Swanzey	49.40%		
Bartlett	74.14%	Eaton	99.23%	Keene	48.78%	Northfield	46.66%	Tamworth	50.61%		
Bath	59.60%	Effingham	56.19%	Kensington	73.30%	Northumberland	39.14%	Temple	61.25%		
Bedford	68.87%	Ellsworth	59.09%	Kingston	57.61%	Northwood	59.95%	Thornton	65.80%	Unincorporated Places	
Belmont	46.90%	Enfield	51.97%	Laconia	48.35%	Nottingham	65.35%	Tilton	47.48%	<i>Atkinson and Gilmanton Academy Grant</i>	
Bennington	58.36%	Epping	60.16%	Lancaster	45.13%	Orange	69.08%	Troy	42.99%	<i>Bean's Grant</i>	
Benton	39.32%	Epsom	54.36%	Landaff	56.13%	Orford	51.59%	Tuftonboro	83.38%	<i>Bean's Purchase</i>	
Berlin	33.80%	Errol	77.55%	Langdon	49.29%	Ossipee	46.16%	Unity	43.47%	<i>Cambridge</i>	
Bethlehem	61.65%	Exeter	68.85%	Lebanon	54.85%	Pelham	56.09%	Wakefield	49.50%	<i>Chandler's Purchase</i>	
Boscawen	42.48%	Farmington	42.71%	Lee	67.69%	Pembroke	53.35%	Walpole	59.18%	<i>Crawford's Purchase</i>	
Bow	72.47%	Fitzwilliam	53.96%	Lempster	61.99%	Peterborough	63.92%	Warner	65.66%	<i>Cutt's Grant</i>	
Bradford	60.02%	Francestown	75.06%	Lincoln	62.19%	Piermont	50.30%	Warren	50.80%	<i>Dix's Grant</i>	
Brentwood	61.54%	Franconia	68.43%	Lisbon	38.13%	Pittsburg	52.38%	Washington	60.82%	<i>Dixville</i>	
Bridgewater	68.50%	Franklin	42.77%	Litchfield	59.36%	Pittsfield	44.93%	Waterville Valley	93.52%	<i>Erving's Location</i>	
Bristol	53.65%	Freedom	74.72%	Littleton	48.29%	Plainfield	61.30%	Weare	55.76%	<i>Green's Grant</i>	
Brookfield	65.25%	Fremont	57.38%	Londonderry	56.79%	Plaisow	52.15%	Webster	57.56%	<i>Hadley's Purchase</i>	
Brookline	70.43%	Gilford	64.17%	Loudon	62.60%	Plymouth	44.24%	Wentworth	62.95%	<i>Kilkenny</i>	
Campton	55.22%	Gilmanton	56.74%	Lyman	49.81%	Portsmouth	62.45%	Westmoreland	56.37%	<i>Livermore</i>	
Canaan	46.03%	Gilsum	59.84%	Lyme	77.88%	Randolph	60.11%	Whitefield	53.81%	<i>Low and Burbank's Grant</i>	
Candia	65.89%	Goffstown	50.35%	Lyndeborough	60.34%	Raymond	50.36%	Wilmot	61.25%	<i>Martin's Location</i>	
Canterbury	76.83%	Gorham	52.91%	Madbury	76.52%	Richmond	54.38%	Wilton	62.45%	<i>Millsfield</i>	
Carroll	56.94%	Goshen	58.89%	Madison	60.74%	Rindge	55.19%	Winchester	41.70%	<i>Odell</i>	
Center Harbor	67.32%	Grafton	52.41%	Manchester	42.59%	Rochester	48.20%	Windham	63.61%	<i>Pinkham's Grant</i>	
Charlestown	42.56%	Grantham	77.68%	Marlborough	58.44%	Rollinsford	66.15%	Windsor	39.60%	<i>Sargent's Purchase</i>	
Chatham	56.27%	Greenfield	56.14%	Marlow	67.87%	Roxbury	65.14%	Wolfeboro	70.75%	<i>Second College Grant</i>	
Chester	63.98%	Greenland	80.86%	Mason	62.58%	Rumney	54.05%	Woodstock	74.68%	<i>Success</i>	
Chesterfield	66.31%	Greenville	40.38%	Meredith	65.99%	Rye	79.88%			<i>Thompson and Meserves Purchase</i>	
Chichester	60.63%	Groton	48.92%	Merrimack	58.41%	Salem	49.51%			<i>Wentworth's Location</i>	
Claremont	39.45%	Hale's Location	76.32%	Middleton	53.05%	Salisbury	61.13%				
Clarksville	52.05%	Hampstead	60.98%	Milan	48.66%	Sanbornton	61.65%				
Colebrook	41.71%	Hampton	67.58%	Milford	56.07%	Sandown	57.43%				
Columbia	44.27%	Hampton Falls	70.42%	Milton	48.68%	Sandwich	82.48%				
Concord	52.40%	Hancock	75.26%	Monroe	53.29%	Seabrook	43.82%				
Conway	50.15%	Hanover	62.81%	Mont Vernon	71.88%	Sharon	78.60%				
Cornish	66.82%	Harrisville	75.87%	Moultonborough	81.35%	Shelburne	67.09%				
Croydon	53.25%	Hart's Location	82.93%	Nashua	45.82%	Somersworth	45.58%				

Voter Participation Rate in 2018 Election (Age 18+) (Ranked)

Eaton	99.23%	Exeter	68.85%	Salisbury	61.13%	Henniker	54.52%	Littleton	48.29%	Manchester	
Waterville Valley	93.52%	Sutton	68.57%	Hampstead	60.98%	Richmond	54.38%	Rochester	48.20%	Central Manchester	42.59%
Newfields	92.61%	Bridgewater	68.50%	New Hampton	60.83%	Epsom	54.36%	Tilton	47.48%	Manchester: West	42.59%
New Castle	87.38%	Franconia	68.43%	Washington	60.82%	Rumney	54.05%	Belmont	46.90%	Manchester: South	42.59%
Nelson	85.85%	Marlow	67.87%	Madison	60.74%	Fitzwilliam	53.96%	Northfield	46.66%	Manchester: North	42.59%
Tuftonboro	83.38%	Dunbarton	67.84%	Chichester	60.63%	Barnstead	53.88%	Ossipee	46.16%	Manchester: East	42.59%
Hart's Location	82.93%	Lee	67.69%	Lyndeborough	60.34%	Whitefield	53.81%	Canaan	46.03%		
Sandwich	82.48%	Hampton	67.58%	Epping	60.16%	Newton	53.81%	Durham	45.97%	Nashua	
Moultonborough	81.35%	Center Harbor	67.32%	Jefferson	60.12%	Jaffrey	53.79%	Nashua	45.82%	Nashua: Zip 03060	45.82%
Greenland	80.86%	Shelburne	67.09%	Randolph	60.11%	Surry	53.72%	Dalton	45.79%	Nashua: Zip 03062	45.82%
Easton	80.00%	Alton	66.99%	Bradford	60.02%	Bristol	53.65%	Somersworth	45.58%	Nashua: Zip 03063	45.82%
Rye	79.88%	Cornish	66.82%	Northwood	59.95%	Pembroke	53.35%	Allenstown	45.50%	Nashua: Zip 03064	45.82%
Sharon	78.60%	Atkinson	66.70%	Gilsum	59.84%	Monroe	53.29%	Lancaster	45.13%		
Lyme	77.88%	Chesterfield	66.31%	Bath	59.60%	Croydon	53.25%	Pittsfield	44.93%	Unincorporated Places	
Hollis	77.85%	Rollinsford	66.15%	Litchfield	59.36%	Hooksett	53.15%	Columbia	44.27%	<i>Atkinson and Gilmanton Academy Grant</i>	
Grantham	77.68%	Strafford	66.13%	New Ipswich	59.20%	Middleton	53.05%	Plymouth	44.24%	<i>Bean's Grant</i>	
Errol	77.55%	Stoddard	66.07%	Walpole	59.18%	Gorham	52.91%	Haverhill	44.22%	<i>Bean's Purchase</i>	
Hebron	77.18%	Meredith	65.99%	Ellsworth	59.09%	Grafton	52.41%	Derry	44.09%	<i>Cambridge</i>	
Amherst	77.09%	Candia	65.89%	Albany	59.04%	Concord	52.40%	Seabrook	43.82%	<i>Chandler's Purchase</i>	
Stratham	76.93%	Thornton	65.80%	Goshen	58.89%	Pittsburg	52.38%	Unity	43.47%	<i>Crawford's Purchase</i>	
Canterbury	76.83%	Sunapee	65.77%	Dover	58.55%	Alexandria	52.33%	Stratford	43.12%	<i>Cutt's Grant</i>	
Hopkinton	76.72%	Warner	65.66%	Dorchester	58.46%	Plaistow	52.15%	Troy	42.99%	<i>Dix's Grant</i>	
Madbury	76.52%	Nottingham	65.35%	Marlborough	58.44%	Deering	52.11%	Windsor	42.77%	<i>Dixville</i>	
Hale's Location	76.32%	Brookfield	65.25%	Merrimack	58.41%	Clarksville	52.05%	Farmington	42.71%	<i>Erving's Location</i>	
Harrisville	75.87%	Roxbury	65.14%	Bennington	58.36%	Enfield	51.97%	Manchester	42.59%	<i>Green's Grant</i>	
Newbury	75.71%	Sugar Hill	65.13%	Kingston	57.61%	Orford	51.59%	Charlestown	42.56%	<i>Hadley's Purchase</i>	
Hancock	75.26%	New Durham	64.47%	Webster	57.56%	Hillsborough	51.47%	Boscawen	42.48%	<i>Kilkenny</i>	
Freestown	75.06%	Gilford	64.17%	Antrim	57.55%	Andover	51.22%	Hinsdale	41.86%	<i>Livermore</i>	
Freedom	74.72%	Barrington	64.08%	Sullivan	57.50%	Warren	50.80%	Colebrook	41.71%	<i>Low and Burbank's Grant</i>	
Woodstock	74.68%	New London	64.07%	Sandown	57.43%	Tamworth	50.61%	Winchester	41.70%	<i>Martin's Location</i>	
Dublin	74.30%	Chester	63.98%	Fremont	57.38%	Hill	50.54%	Newport	41.17%	<i>Millsfield</i>	
Bartlett	74.14%	Peterborough	63.92%	Carroll	56.94%	Raymond	50.36%	Greenville	40.38%	<i>Odell</i>	
South Hampton	73.47%	Windham	63.61%	Londonderry	56.79%	Goffstown	50.35%	Windsor	39.60%	<i>Pinkham's Grant</i>	
North Hampton	73.31%	Wentworth	62.95%	Gilmanton	56.74%	Piermont	50.30%	Claremont	39.45%	<i>Sargent's Purchase</i>	
Kensington	73.30%	Hanover	62.81%	Westmoreland	56.37%	Ashland	50.25%	Benton	39.32%	<i>Second College Grant</i>	
Bow	72.47%	Loudon	62.60%	Danville	56.34%	Ashland	50.25%	Northumberland	39.14%	<i>Success</i>	
Mont Vernon	71.88%	Mason	62.58%	Chatham	56.27%	Conway	50.15%	Lisbon	38.13%	<i>Thompson and Meserves Purchase</i>	
Springfield	71.81%	Portsmouth	62.45%	Effingham	56.19%	Danbury	49.85%	Stewartstown	34.03%	<i>Wentworth's Location</i>	
Wolfeboro	70.75%	Wilton	62.45%	Greenfield	56.14%	Lyman	49.81%	Berlin	33.80%		
Jackson	70.65%	Lincoln	62.19%	Landaff	56.13%	Salem	49.51%				
Newington	70.49%	Newmarket	62.02%	Dummer	56.11%	Wakefield	49.50%				
Brookline	70.43%	Lempster	61.99%	Pelham	56.09%	Stark	49.46%				
Hampton Falls	70.42%	Sanbornton	61.65%	Milford	56.07%	Swanzy	49.40%				
East Kingston	70.19%	Bethlehem	61.65%	Weare	55.76%	Langdon	49.29%				
New Boston	69.83%	Brentwood	61.54%	Campton	55.22%	Hudson	49.20%				
Auburn	69.57%	Plainfield	61.30%	Rindge	55.19%	Groton	48.92%				
Orange	69.08%	Wilmot	61.25%	Lebanon	54.85%	Keene	48.78%				
Deerfield	68.94%	Temple	61.25%	Acworth	54.78%	Milton	48.68%				
Bedford	68.87%	Holderness	61.14%	Alstead	54.55%	Milan	48.66%				
						Laconia	48.35%				