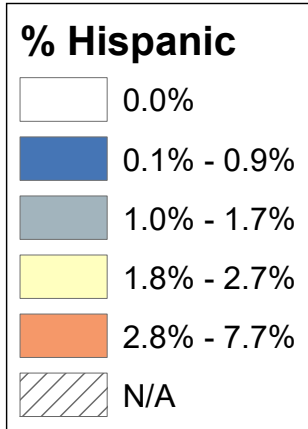
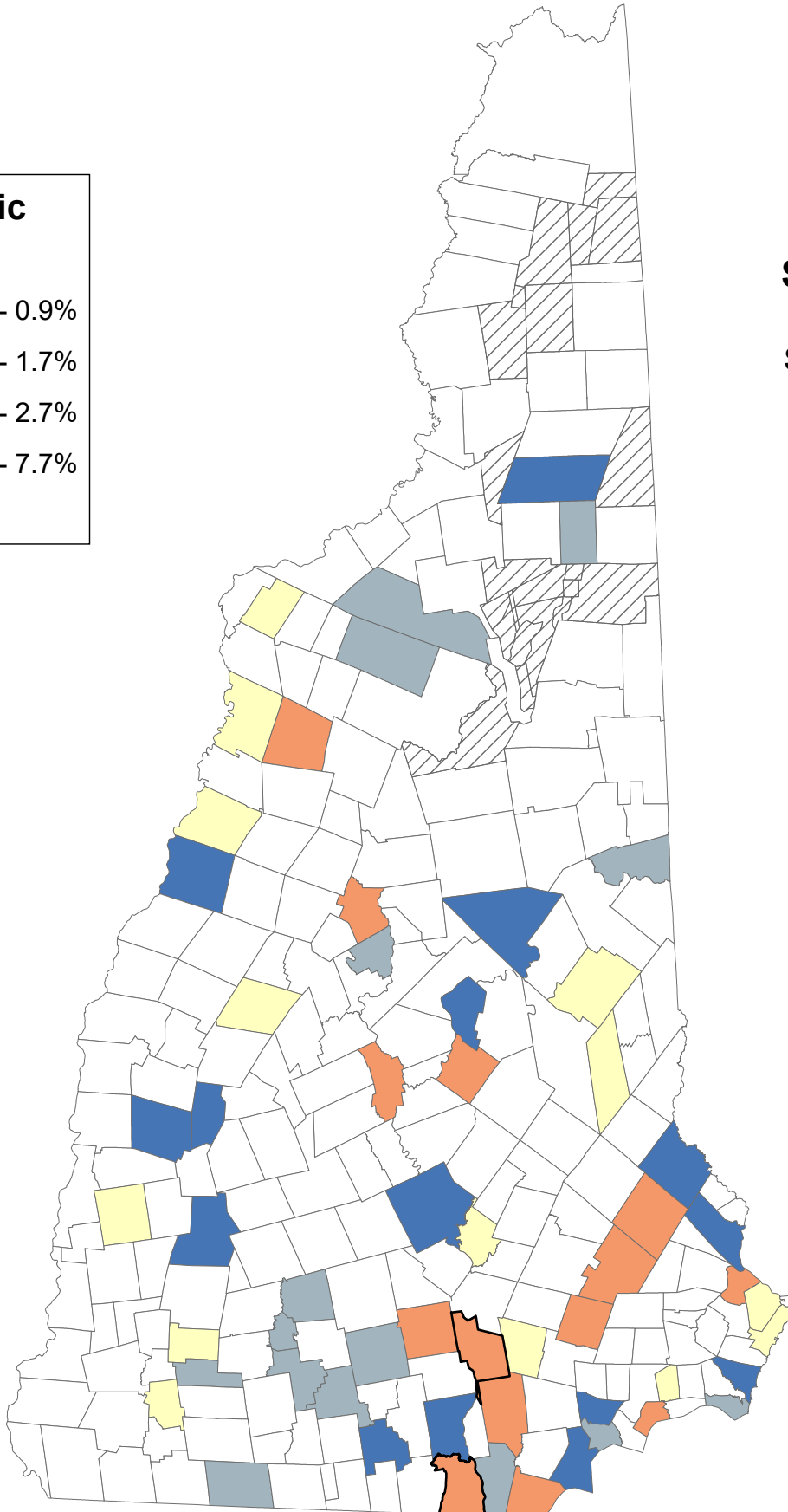


Percentage of Population Age 65+ Years Hispanic

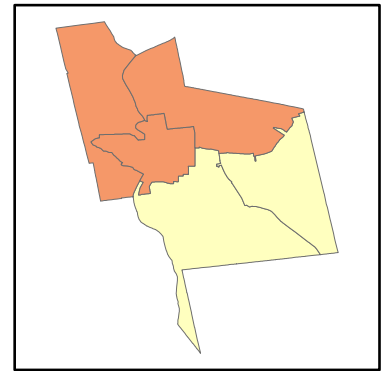


State Average: 0.9%

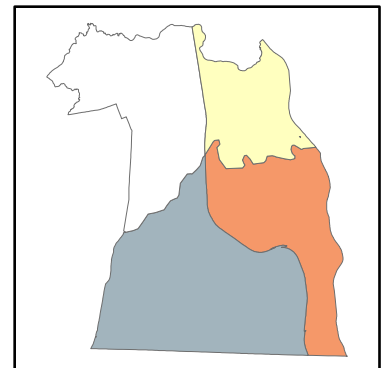
Source: ACS, 2012-2016



Manchester Neighborhoods



Nashua Neighborhoods



% Hispanic/Latino

Acworth	1.69%	Dalton	0.00%	Haverhill	1.93%	Nelson	2.65%	South Hampton	0.00%	Manchester	
Albany	0.00%	Danbury	0.00%	Hebron	0.00%	New Boston	1.54%	Springfield	0.00%	Central Manchester	3.58%
Alexandria	0.00%	Danville	0.00%	Henniker	0.00%	New Castle	0.00%	Stark	0.00%	Manchester: West	7.60%
Allenstown	0.00%	Deerfield	0.00%	Hill	0.00%	New Durham	2.62%	Stewartstown	0.00%	Manchester: South	1.77%
Alstead	0.00%	Deering	1.30%	Hillsborough	0.00%	New Hampton	0.00%	Stoddard	0.00%	Manchester: North	3.03%
Alton	0.00%	Derry	0.00%	Hinsdale	0.00%	New Ipswich	0.00%	Strafford	0.00%	Manchester: East	2.02%
Amherst	0.00%	Dorchester	0.00%	Holderness	0.00%	New London	0.00%	Stratford	0.00%		
Andover	0.00%	Dover	0.50%	Hollis	0.00%	Newbury	0.00%	Stratham	0.00%	Nashua	
Antrim	0.00%	Dublin	0.00%	Hooksett	0.00%	Newfields	0.00%	Sugar Hill	0.00%	Nashua: Zip 03060	6.70%
Ashland	0.00%	Dummer	0.00%	Hopkinton	0.00%	Newington	4.02%	Sullivan	0.00%	Nashua: Zip 03062	1.25%
Atkinson	1.63%	Dunbarton	0.00%	Hudson	1.11%	Newmarket	0.00%	Sunapee	0.41%	Nashua: Zip 03063	0.00%
Auburn	1.82%	Durham	0.00%	Jackson	0.00%	Newport	0.74%	Surry	0.00%	Nashua: Zip 03064	1.95%
Barnstead	0.00%	East Kingston	1.73%	Jaffrey	0.00%	Newton	2.82%	Sutton	0.00%		
Barrington	4.47%	Easton	0.00%	Jefferson	0.00%	North Hampton	0.00%	Swanzey	0.00%		
Bartlett	0.00%	Eaton	0.00%	Keene	0.00%	Northfield	0.00%	Tamworth	0.00%		
Bath	0.00%	Effingham	0.00%	Kensington	0.00%	Northumberland	0.00%	Temple	0.00%		
Bedford	0.00%	Ellsworth	0.00%	Kingston	0.00%	Northwood	0.00%	Thornton	0.00%	Unincorporated Places	
Belmont	5.01%	Enfield	0.00%	Laconia	0.39%	Nottingham	2.90%	Tilton	0.00%	<i>Atkinson and Gilmanton Academy Grant</i>	
Bennington	0.99%	Epping	0.00%	Lancaster	0.00%	Orange	0.00%	Troy	0.00%	<i>Bean's Grant</i>	
Benton	2.84%	Epsom	0.00%	Landaff	0.00%	Orford	2.14%	Tuftonboro	0.00%	<i>Bean's Purchase</i>	
Berlin	0.46%	Errol	0.00%	Langdon	0.00%	Ossipee	0.00%	Unity	0.00%	<i>Cambridge</i>	
Bethlehem	1.67%	Exeter	0.00%	Lebanon	0.00%	Pelham	3.56%	Wakefield	0.00%	<i>Chandler's Purchase</i>	
Boscawen	0.00%	Farmington	0.00%	Lee	0.00%	Pembroke	2.23%	Walpole	0.00%	<i>Crawford's Purchase</i>	
Bow	0.00%	Fitzwilliam	0.00%	Lempster	0.00%	Peterborough	0.00%	Warner	0.00%	<i>Cutt's Grant</i>	
Bradford	0.00%	Francestown	0.00%	Lincoln	0.00%	Piermont	0.00%	Warren	0.00%	<i>Dix's Grant</i>	
Brentwood	0.00%	Franconia	1.16%	Lisbon	0.00%	Pittsburg	0.00%	Washington	0.80%	<i>Dixville</i>	
Bridgewater	1.27%	Franklin	3.22%	Litchfield	0.00%	Pittsfield	0.00%	Waterville Valley	0.00%	<i>Erving's Location</i>	
Bristol	0.00%	Freedom	1.08%	Littleton	0.00%	Plainfield	0.00%	Weare	0.00%	<i>Green's Grant</i>	
Brookfield	0.00%	Fremont	0.00%	Londonderry	2.75%	Plaisow	0.00%	Webster	0.00%	<i>Hadley's Purchase</i>	
Brookline	0.00%	Gilford	0.00%	Loudon	0.00%	Plymouth	3.11%	Wentworth	0.00%	<i>Kilkenny</i>	
Campton	0.00%	Gilmanton	0.00%	Lyman	2.22%	Portsmouth	1.90%	Westmoreland	0.00%	<i>Livermore</i>	
Canaan	0.00%	Gilsum	0.00%	Lyme	0.76%	Randolph	0.00%	Whitefield	0.00%	<i>Low and Burbank's Grant</i>	
Candia	0.00%	Goffstown	2.74%	Lyndeborough	0.92%	Raymond	4.28%	Wilmot	0.00%	<i>Martin's Location</i>	
Canterbury	0.00%	Gorham	1.46%	Madbury	0.00%	Richmond	0.00%	Wilton	0.00%	<i>Millsfield</i>	
Carroll	0.00%	Goshen	0.00%	Madison	0.00%	Rindge	1.62%	Winchester	0.00%	<i>Odell</i>	
Center Harbor	0.00%	Grafton	1.95%	Manchester	3.85%	Rochester	0.89%	Windham	0.00%	<i>Pinkham's Grant</i>	
Charlestown	0.00%	Grantham	0.00%	Marlborough	1.90%	Rollinsford	0.00%	Windsor	0.00%	<i>Sargent's Purchase</i>	
Chatham	0.00%	Greenfield	1.34%	Marlow	0.00%	Roxbury	0.00%	Wolfeboro	1.90%	<i>Second College Grant</i>	
Chester	0.00%	Greenland	0.00%	Mason	0.00%	Rumney	0.00%	Woodstock	0.00%	<i>Success</i>	
Chesterfield	0.00%	Greenville	0.00%	Meredith	0.00%	Rye	2.56%			<i>Thompson and Meserves Purchase</i>	
Chichester	0.00%	Groton	0.00%	Merrimack	0.22%	Salem	0.76%			<i>Wentworth's Location</i>	
Claremont	0.00%	Hale's Location	0.00%	Middleton	0.00%	Salisbury	0.00%				
Clarksville	0.00%	Hampstead	0.67%	Milan	0.00%	Sanbornton	0.00%				
Colebrook	0.00%	Hampton	0.20%	Milford	0.33%	Sandown	0.00%				
Columbia	0.00%	Hampton Falls	0.00%	Milton	0.00%	Sandwich	0.00%				
Concord	0.52%	Hancock	0.00%	Monroe	0.00%	Seabrook	0.92%				
Conway	0.00%	Hanover	0.00%	Mont Vernon	0.00%	Sharon	0.00%				
Cornish	0.00%	Harrisville	1.44%	Moultonborough	0.85%	Shelburne	0.00%				
Croydon	0.00%	Hart's Location	0.00%	Nashua	2.79%	Somersworth	0.00%				

% Hispanic/Latino (Ranked)

Belmont	5.01%	Hampstead	0.67%	Danville	0.00%	Lancaster	0.00%	Sharon	0.00%	Manchester	
Barrington	4.47%	Concord	0.52%	Deerfield	0.00%	Landaff	0.00%	Shelburne	0.00%	Manchester: West	7.60%
Raymond	4.28%	Dover	0.50%	Derry	0.00%	Langdon	0.00%	Somersworth	0.00%	Central Manchester	3.58%
Newington	4.02%	Berlin	0.46%	Dorchester	0.00%	Lebanon	0.00%	South Hampton	0.00%	Manchester: North	3.03%
Manchester	3.85%	Sunapee	0.41%	Dublin	0.00%	Lee	0.00%	Springfield	0.00%	Manchester: East	2.02%
Pelham	3.56%	Laconia	0.39%	Dummer	0.00%	Lempster	0.00%	Stark	0.00%	Manchester: South	1.77%
Franklin	3.22%	Milford	0.33%	Dunbarton	0.00%	Lincoln	0.00%	Stewartstown	0.00%		
Plymouth	3.11%	Merrimack	0.22%	Durham	0.00%	Lisbon	0.00%	Stoddard	0.00%	Nashua	
Nottingham	2.90%	Hampton	0.20%	Easton	0.00%	Litchfield	0.00%	Strafford	0.00%	Nashua: Zip 03060	6.70%
Benton	2.84%	Albany	0.00%	Eaton	0.00%	Littleton	0.00%	Stratford	0.00%	Nashua: Zip 03064	1.95%
Newton	2.82%	Alexandria	0.00%	Effingham	0.00%	Loudon	0.00%	Stratham	0.00%	Nashua: Zip 03062	1.25%
Nashua	2.79%	Allenstown	0.00%	Ellsworth	0.00%	Madbury	0.00%	Sugar Hill	0.00%	Nashua: Zip 03063	0.00%
Londonderry	2.75%	Alstead	0.00%	Enfield	0.00%	Madison	0.00%	Sullivan	0.00%		
Goffstown	2.74%	Alton	0.00%	Epping	0.00%	Marlow	0.00%	Surry	0.00%		
Nelson	2.65%	Amherst	0.00%	Epsom	0.00%	Mason	0.00%	Sutton	0.00%		
New Durham	2.62%	Andover	0.00%	Errol	0.00%	Meredith	0.00%	Swanzy	0.00%		
Rye	2.56%	Antrim	0.00%	Exeter	0.00%	Middleton	0.00%	Tamworth	0.00%	Unincorporated Places	
Pembroke	2.23%	Ashland	0.00%	Farmington	0.00%	Milan	0.00%	Temple	0.00%	<i>Atkinson and Gilmanton Academy Grant</i>	
Lyman	2.22%	Barnstead	0.00%	Fitzwilliam	0.00%	Milton	0.00%	Thornton	0.00%	<i>Bean's Grant</i>	
Orford	2.14%	Bartlett	0.00%	Francestown	0.00%	Monroe	0.00%	Tilton	0.00%	<i>Bean's Purchase</i>	
Grafton	1.95%	Bath	0.00%	Fremont	0.00%	Mont Vernon	0.00%	Troy	0.00%	<i>Cambridge</i>	
Haverhill	1.93%	Bedford	0.00%	Gilford	0.00%	New Castle	0.00%	Tuftonboro	0.00%	<i>Chandler's Purchase</i>	
Wolfeboro	1.90%	Boscawen	0.00%	Gilmanton	0.00%	New Hampton	0.00%	Whitefield	0.00%	<i>Crawford's Purchase</i>	
Portsmouth	1.90%	Bow	0.00%	Gilsum	0.00%	New Ipswich	0.00%	Wakefield	0.00%	<i>Cutt's Grant</i>	
Marlborough	1.90%	Bradford	0.00%	Goshen	0.00%	New London	0.00%	Walpole	0.00%	<i>Dix's Grant</i>	
Auburn	1.82%	Brentwood	0.00%	Grantham	0.00%	Newbury	0.00%	Warner	0.00%	<i>Dixville</i>	
East Kingston	1.73%	Bristol	0.00%	Greenland	0.00%	Newfields	0.00%	Warren	0.00%	<i>Erving's Location</i>	
Acworth	1.69%	Brookfield	0.00%	Greenville	0.00%	Newmarket	0.00%	Waterville Valley	0.00%	<i>Green's Grant</i>	
Bethlehem	1.67%	Brookline	0.00%	Groton	0.00%	North Hampton	0.00%	Weare	0.00%	<i>Hadley's Purchase</i>	
Atkinson	1.63%	Campton	0.00%	Hale's Location	0.00%	Northfield	0.00%	Webster	0.00%	<i>Kilkenny</i>	
Rindge	1.62%	Canaan	0.00%	Hampton Falls	0.00%	Northumberland	0.00%	Wentworth	0.00%	<i>Livermore</i>	
New Boston	1.54%	Candia	0.00%	Hancock	0.00%	Northwood	0.00%	Westmoreland	0.00%	<i>Low and Burbank's Grant</i>	
Gorham	1.46%	Canterbury	0.00%	Hanover	0.00%	Orange	0.00%	Whitefield	0.00%	<i>Martin's Location</i>	
Harrisville	1.44%	Carroll	0.00%	Hart's Location	0.00%	Ossipee	0.00%	Wilmot	0.00%	<i>Millsfield</i>	
Greenfield	1.34%	Center Harbor	0.00%	Hebron	0.00%	Peterborough	0.00%	Wilton	0.00%	<i>Odell</i>	
Deering	1.30%	Charlestown	0.00%	Henniker	0.00%	Piermont	0.00%	Winchester	0.00%	<i>Pinkham's Grant</i>	
Bridgewater	1.27%	Chatham	0.00%	Hill	0.00%	Pittsburg	0.00%	Windham	0.00%	<i>Sargent's Purchase</i>	
Franconia	1.16%	Chester	0.00%	Hillsborough	0.00%	Pittsfield	0.00%	Windsor	0.00%	<i>Second College Grant</i>	
Hudson	1.11%	Chesterfield	0.00%	Hinsdale	0.00%	Plainfield	0.00%	Woodstock	0.00%	<i>Success</i>	
Freedom	1.08%	Chichester	0.00%	Holderness	0.00%	Plaistow	0.00%			<i>Thompson and Meserves Purchase</i>	
Bennington	0.99%	Claremont	0.00%	Hollis	0.00%	Randolph	0.00%			<i>Wentworth's Location</i>	
Lyndeborough	0.92%	Clarksville	0.00%	Hooksett	0.00%	Richmond	0.00%				
Seabrook	0.92%	Colebrook	0.00%	Hopkinton	0.00%	Rollinsford	0.00%				
Rochester	0.89%	Columbia	0.00%	Jackson	0.00%	Roxbury	0.00%				
Moultonborough	0.85%	Conway	0.00%	Jaffrey	0.00%	Rumney	0.00%				
Washington	0.80%	Cornish	0.00%	Jefferson	0.00%	Salisbury	0.00%				
Lyme	0.76%	Croydon	0.00%	Keene	0.00%	Sanbornton	0.00%				
Salem	0.76%	Dalton	0.00%	Kensington	0.00%	Sandown	0.00%				
Newport	0.74%	Danbury	0.00%	Kingston	0.00%	Sandwich	0.00%				