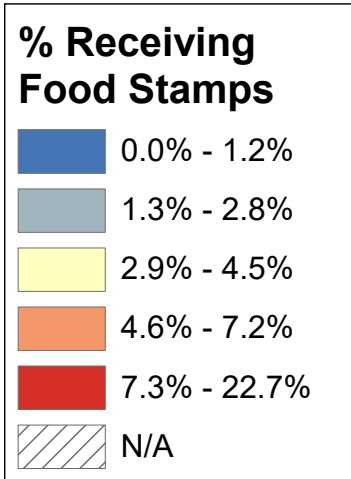
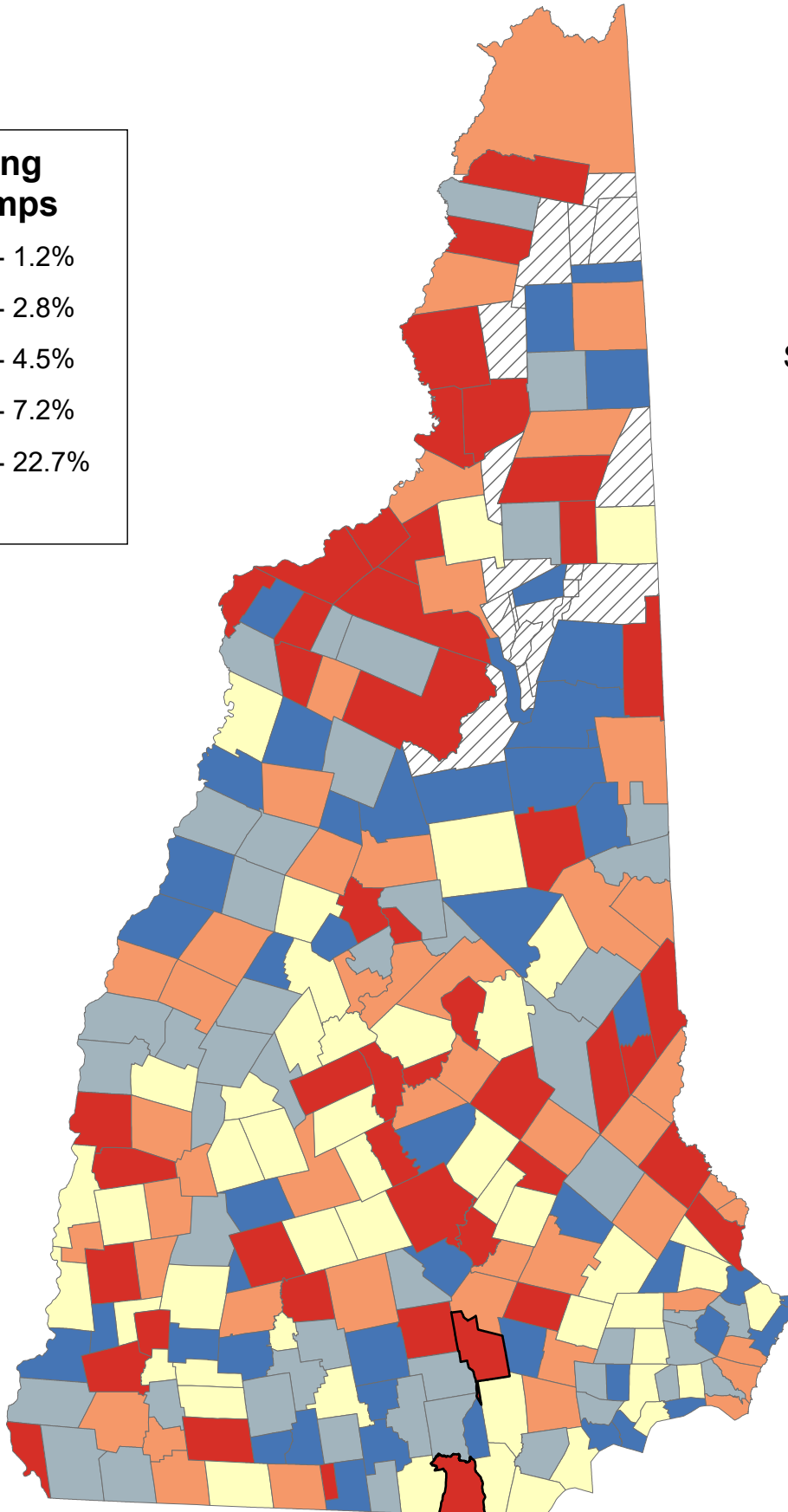


# Percentage of Households with Persons 60+ Receiving Food Stamps Past Year

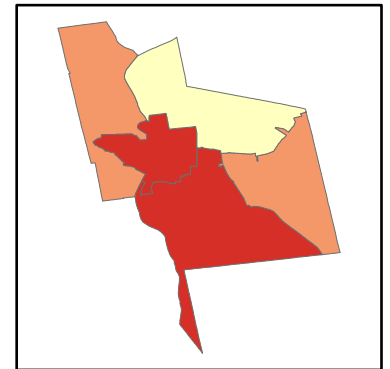


**State Average: 5.7%**

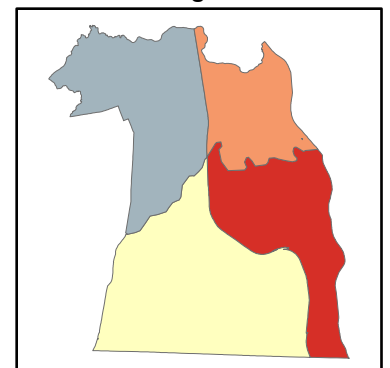
Source: ACS, 2012-2016



**Manchester Neighborhoods**



**Nashua Neighborhoods**



## % 60+ Receiving Food Stamps Past Year

Acworth	3.23%	Dalton	16.52%	Haverhill	4.30%	Nelson	0.00%	South Hampton	0.67%	<b>Manchester</b>	
Albany	0.84%	Danbury	3.14%	Hebron	1.20%	New Boston	1.19%	Springfield	2.63%	Central Manchester	22.63%
Alexandria	4.43%	Danville	0.00%	Henniker	2.85%	New Castle	0.00%	Stark	17.73%	Manchester: West	6.75%
Allenstown	7.17%	Deerfield	6.18%	Hill	4.52%	New Durham	11.45%	Stewartstown	1.69%	Manchester: South	11.61%
Alstead	10.08%	Deering	7.77%	Hillsborough	8.05%	New Hampton	5.54%	Stoddard	3.32%	Manchester: North	3.64%
Alton	1.80%	Derry	7.07%	Hinsdale	11.35%	New Ipswich	5.76%	Strafford	1.78%	Manchester: East	4.98%
Amherst	1.28%	Dorchester	1.54%	Holderness	2.31%	New London	3.20%	Stratford	20.61%		
Andover	8.93%	Dover	8.96%	Hollis	3.69%	Newbury	4.51%	Stratham	0.00%	<b>Nashua</b>	
Antrim	4.94%	Dublin	4.44%	Hooksett	4.93%	Newfields	1.23%	Sugar Hill	2.03%	Nashua: Zip 03060	17.10%
Ashland	9.19%	Dummer	2.78%	Hopkinton	3.22%	Newington	1.10%	Sullivan	10.79%	Nashua: Zip 03062	3.93%
Atkinson	1.01%	Dunbarton	2.45%	Hudson	3.20%	Newmarket	6.50%	Sunapee	1.62%	Nashua: Zip 03063	2.67%
Auburn	0.00%	Durham	3.74%	Jackson	0.00%	Newport	5.83%	Surry	0.98%	Nashua: Zip 03064	6.20%
Barnstead	4.95%	East Kingston	2.30%	Jaffrey	7.91%	Newton	3.40%	Sutton	3.75%		
Barrington	5.86%	Easton	6.98%	Jefferson	3.60%	North Hampton	5.61%	Swanzey	6.60%		
Bartlett	0.00%	Eaton	1.94%	Keene	10.26%	Northfield	6.69%	Tamworth	14.60%		
Bath	1.22%	Effingham	6.43%	Kensington	4.16%	Northumberland	7.75%	Temple	0.00%		
Bedford	1.87%	Ellsworth	0.00%	Kingston	3.91%	Northwood	0.00%	Thornton	0.00%	<b>Unincorporated Places</b>	
Belmont	5.55%	Enfield	5.08%	Laconia	10.40%	Nottingham	4.05%	Tilton	8.81%	<i>Atkinson and Gilmanton Academy Grant</i>	
Bennington	3.72%	Epping	3.58%	Lancaster	6.32%	Orange	0.00%	Troy	5.69%	<i>Bean's Grant</i>	
Benton	0.00%	Epsom	4.35%	Landaff	7.55%	Orford	1.78%	Tuftonboro	4.23%	<i>Bean's Purchase</i>	
Berlin	11.02%	Errol	6.38%	Langdon	5.00%	Ossipee	7.25%	Unity	9.25%	<i>Cambridge</i>	
Bethlehem	8.56%	Exeter	2.27%	Lebanon	4.58%	Pelham	2.96%	Wakefield	11.77%	<i>Chandler's Purchase</i>	
Boscawen	13.70%	Farmington	5.27%	Lee	0.00%	Pembroke	8.51%	Walpole	4.28%	<i>Crawford's Purchase</i>	
Bow	1.19%	Fitzwilliam	6.78%	Lempster	4.60%	Peterborough	2.55%	Warner	7.10%	<i>Cutt's Grant</i>	
Bradford	0.52%	Francestown	2.82%	Lincoln	8.98%	Piermont	1.21%	Warren	5.76%	<i>Dix's Grant</i>	
Brentwood	3.60%	Franconia	2.50%	Lisbon	7.69%	Pittsburg	5.00%	Washington	1.52%	<i>Dixville</i>	
Bridgewater	2.35%	Franklin	8.95%	Litchfield	0.00%	Pittsfield	10.87%	Waterville Valley	0.00%	<i>Erving's Location</i>	
Bristol	5.58%	Freedom	2.66%	Littleton	18.06%	Plainfield	2.18%	Weare	5.89%	<i>Green's Grant</i>	
Brookfield	0.71%	Fremont	1.68%	Londonderry	3.52%	Plaisow	1.06%	Webster	3.08%	<i>Hadley's Purchase</i>	
Brookline	1.57%	Gilford	4.51%	Loudon	2.93%	Plymouth	10.68%	Wentworth	2.65%	<i>Kilkenny</i>	
Campton	5.35%	Gilmanton	9.31%	Lyman	0.00%	Portsmouth	2.84%	Westmoreland	0.00%	<i>Livermore</i>	
Canaan	6.78%	Gilsum	3.28%	Lyme	0.00%	Randolph	1.61%	Whitefield	18.96%	<i>Low and Burbank's Grant</i>	
Candia	7.85%	Goffstown	7.41%	Lyndeborough	4.28%	Raymond	3.22%	Wilmot	2.56%	<i>Martin's Location</i>	
Canterbury	0.00%	Gorham	8.80%	Madbury	3.23%	Richmond	1.59%	Wilton	1.84%	<i>Millsfield</i>	
Carroll	5.39%	Goshen	5.38%	Madison	1.16%	Rindge	3.87%	Winchester	2.59%	<i>Odell</i>	
Center Harbor	1.56%	Grafton	2.31%	Manchester	10.93%	Rochester	10.34%	Windham	2.54%	<i>Pinkham's Grant</i>	
Charlestown	3.02%	Grantham	2.79%	Marlborough	2.46%	Rollinsford	5.17%	Windsor	0.00%	<i>Sargent's Purchase</i>	
Chatham	11.76%	Greenfield	1.30%	Marlow	5.88%	Roxbury	2.94%	Wolfeboro	1.94%	<i>Second College Grant</i>	
Chester	5.98%	Greenland	2.56%	Mason	0.00%	Rumney	5.88%	Woodstock	2.34%	<i>Success</i>	
Chesterfield	2.23%	Greenville	13.48%	Meredith	6.10%	Rye	0.00%			<i>Thompson and Meserves Purchase</i>	
Chichester	3.69%	Groton	4.39%	Merrimack	2.01%	Salem	4.39%			<i>Wentworth's Location</i>	
Claremont	9.55%	Hale's Location	0.00%	Middleton	13.57%	Salisbury	3.27%				
Clarksville	12.07%	Hampstead	2.08%	Milan	5.66%	Sanbornton	3.12%				
Colebrook	7.86%	Hampton	5.57%	Milford	1.05%	Sandown	1.63%				
Columbia	5.63%	Hampton Falls	2.76%	Milton	5.85%	Sandwich	3.64%				
Concord	7.80%	Hancock	1.12%	Monroe	8.28%	Seabrook	5.24%				
Conway	5.54%	Hanover	0.00%	Mont Vernon	0.00%	Sharon	0.00%				
Cornish	2.02%	Harrisville	3.60%	Moultonborough	0.53%	Shelburne	2.83%				
Croydon	3.68%	Hart's Location	0.00%	Nashua	8.23%	Somersworth	6.71%				

## % 60+ Receiving Food Stamps Past Year (Ranked)

Stratford	20.61%	Warner	7.10%	Dublin	4.44%	Freedom	2.66%	Hancock	1.12%	<b>Manchester</b>	
Whitefield	18.96%	Derry	7.07%	Alexandria	4.43%	Wentworth	2.65%	Newington	1.10%	Central Manchester	22.63%
Littleton	18.06%	Easton	6.98%	Salem	4.39%	Springfield	2.63%	Plaislow	1.06%	Manchester: South	11.61%
Stark	17.73%	Canaan	6.78%	Groton	4.39%	Winchester	2.59%	Milford	1.05%	Manchester: West	6.75%
Dalton	16.52%	Fitzwilliam	6.78%	Epsom	4.35%	Wilmot	2.56%	Atkinson	1.01%	Manchester: East	4.98%
Tamworth	14.60%	Somersworth	6.71%	Haverhill	4.30%	Greenland	2.56%	Surry	0.98%	Manchester: North	3.64%
Boscawen	13.70%	Northfield	6.69%	Walpole	4.28%	Peterborough	2.55%	Albany	0.84%		
Middleton	13.57%	Swanzey	6.60%	Lyndeborough	4.28%	Windham	2.54%	Brookfield	0.71%	<b>Nashua</b>	
Greenville	13.48%	Newmarket	6.50%	Tuftonboro	4.23%	Franconia	2.50%	South Hampton	0.67%	Nashua: Zip 03060	17.10%
Clarksville	12.07%	Effingham	6.43%	Kensington	4.16%	Marlborough	2.46%	Moultonborough	0.53%	Nashua: Zip 03064	6.20%
Wakefield	11.77%	Errol	6.38%	Nottingham	4.05%	Dunbarton	2.45%	Bradford	0.52%	Nashua: Zip 03062	3.93%
Chatham	11.76%	Lancaster	6.32%	Kingston	3.91%	Bridgewater	2.35%	Auburn	0.00%	Nashua: Zip 03063	2.67%
New Durham	11.45%	Deerfield	6.18%	Rindge	3.87%	Woodstock	2.34%	Bartlett	0.00%		
Hinsdale	11.35%	Meredith	6.10%	Sutton	3.75%	Grafton	2.31%	Benton	0.00%		
Berlin	11.02%	Chester	5.98%	Durham	3.74%	Holderness	2.31%	Canterbury	0.00%		
Manchester	10.93%	Weare	5.89%	Bennington	3.72%	East Kingston	2.30%	Danville	0.00%		
Pittsfield	10.87%	Marlow	5.88%	Hollis	3.69%	Exeter	2.27%	Ellsworth	0.00%	<b>Unincorporated Places</b>	
Sullivan	10.79%	Rumney	5.88%	Chichester	3.69%	Chesterfield	2.23%	Hale's Location	0.00%	<i>Atkinson and Gilmanton Academy Grant</i>	
Plymouth	10.68%	Barrington	5.86%	Croydon	3.68%	Plainfield	2.18%	Hanover	0.00%	<i>Bean's Grant</i>	
Laconia	10.40%	Milton	5.85%	Sandwich	3.64%	Hampstead	2.08%	Hart's Location	0.00%	<i>Bean's Purchase</i>	
Rochester	10.34%	Newport	5.83%	Jefferson	3.60%	Sugar Hill	2.03%	Jackson	0.00%	<i>Cambridge</i>	
Keene	10.26%	New Ipswich	5.76%	Harrisville	3.60%	Cornish	2.02%	Lee	0.00%	<i>Chandler's Purchase</i>	
Alstead	10.08%	Warren	5.76%	Brentwood	3.60%	Merrimack	2.01%	Sharon	0.00%	<i>Crawford's Purchase</i>	
Claremont	9.55%	Troy	5.69%	Epping	3.58%	Wolfeboro	1.94%	Lyman	0.00%	<i>Cutt's Grant</i>	
Gilmanton	9.31%	Milan	5.66%	Londonderry	3.52%	Eaton	1.94%	Lyme	0.00%	<i>Dix's Grant</i>	
Unity	9.25%	Columbia	5.63%	Newton	3.40%	Bedford	1.87%	Mason	0.00%	<i>Dixville</i>	
Ashland	9.19%	North Hampton	5.61%	Stoddard	3.32%	Wilton	1.84%	Mont Vernon	0.00%	<i>Erving's Location</i>	
Lincoln	8.98%	Bristol	5.58%	Gilsom	3.28%	Alton	1.80%	Nelson	0.00%	<i>Green's Grant</i>	
Dover	8.96%	Hampton	5.57%	Salisbury	3.27%	Strafford	1.78%	New Castle	0.00%	<i>Hadley's Purchase</i>	
Franklin	8.95%	Belmont	5.55%	Acworth	3.23%	Orford	1.78%	Northwood	0.00%	<i>Kilkenny</i>	
Andover	8.93%	New Hampton	5.54%	Madbury	3.23%	Stewartstown	1.69%	Orange	0.00%	<i>Livermore</i>	
Tilton	8.81%	Conway	5.54%	Hopkinton	3.22%	Fremont	1.68%	Rye	0.00%	<i>Low and Burbank's Grant</i>	
Gorham	8.80%	Carroll	5.39%	Raymond	3.22%	Sandown	1.63%	Sharon	0.00%	<i>Martin's Location</i>	
Bethlehem	8.56%	Goshen	5.38%	New London	3.20%	Sunapee	1.62%	Stratham	0.00%	<i>Millsfield</i>	
Pembroke	8.51%	Campton	5.35%	Hudson	3.20%	Randolph	1.61%	Temple	0.00%	<i>Odell</i>	
Monroe	8.28%	Farmington	5.27%	Danbury	3.14%	Richmond	1.59%	Thornton	0.00%	<i>Pinkham's Grant</i>	
Nashua	8.23%	Seabrook	5.24%	Sanbornton	3.12%	Brookline	1.57%	Waterville Valley	0.00%	<i>Sargent's Purchase</i>	
Hillsborough	8.05%	Rollinsford	5.17%	Webster	3.08%	Center Harbor	1.56%	Westmoreland	0.00%	<i>Second College Grant</i>	
Jaffrey	7.91%	Enfield	5.08%	Charlestown	3.02%	Dorchester	1.54%	Windsor	0.00%	<i>Success</i>	
Colebrook	7.86%	Langdon	5.00%	Pelham	2.96%	Washington	1.52%			<i>Thompson and Meserves Purchase</i>	
Candia	7.85%	Pittsburg	5.00%	Roxbury	2.94%	Greenfield	1.30%			<i>Wentworth's Location</i>	
Concord	7.80%	Barnstead	4.95%	Loudon	2.93%	Amherst	1.28%				
Deering	7.77%	Antrim	4.94%	Henniker	2.85%	Newfields	1.23%				
Northumberland	7.75%	Hooksett	4.93%	Portsmouth	2.84%	Bath	1.22%				
Lisbon	7.69%	Lempster	4.60%	Shelburne	2.83%	Piermont	1.21%				
Landaff	7.55%	Lebanon	4.58%	Francestown	2.82%	Hebron	1.20%				
Goffstown	7.41%	Hill	4.52%	Grantham	2.79%	New Boston	1.19%				
Ossipee	7.25%	Newbury	4.51%	Dummer	2.78%	Bow	1.19%				
Allenstown	7.17%	Gilford	4.51%	Hampton Falls	2.76%	Madison	1.16%				