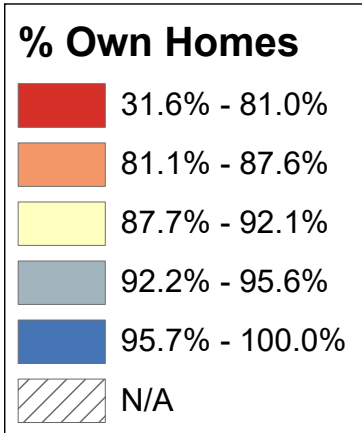
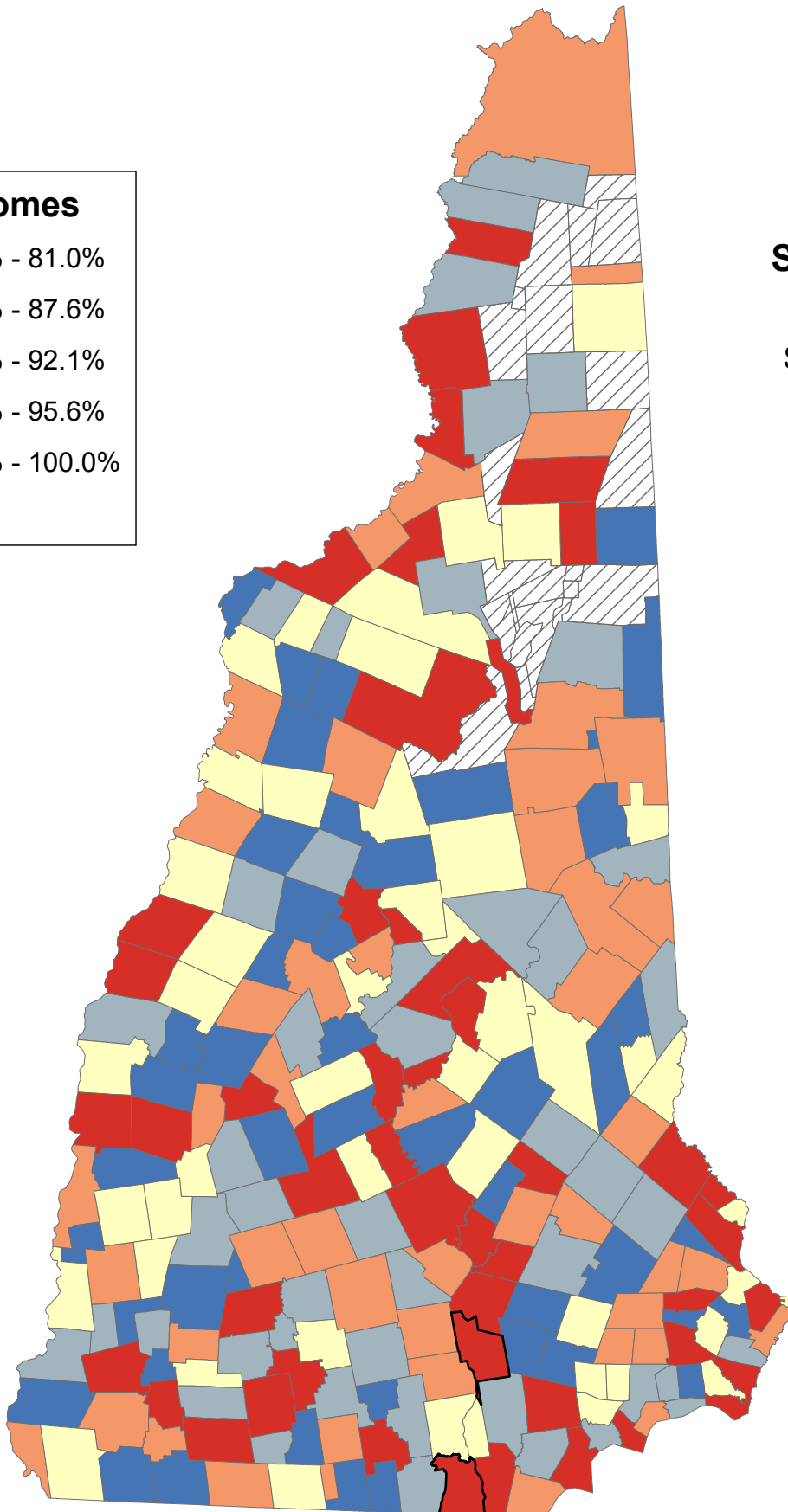


# Percentage of Householders Age 60+ Who Own Homes

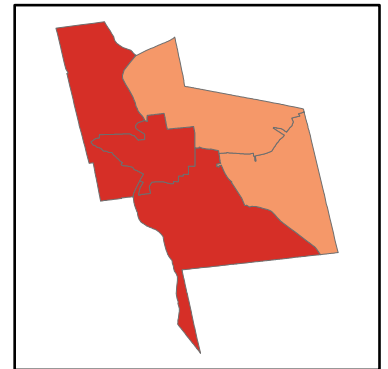


**State Average: 79.9%**

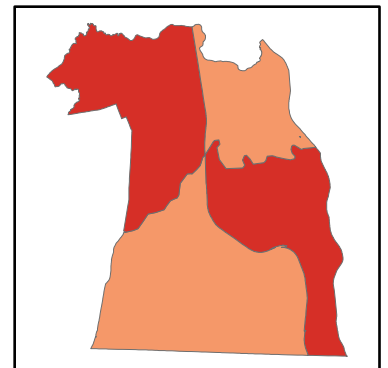
Source: ACS, 2012-2016



**Manchester Neighborhoods**



**Nashua Neighborhoods**



## % 60+ Own Home

Acworth	90.61%	Dalton	87.57%	Haverhill	81.89%	Nelson	85.86%	South Hampton	95.38%	<b>Manchester</b>	
Albany	85.05%	Danbury	93.71%	Hebron	98.78%	New Boston	93.75%	Springfield	98.42%	Central Manchester	31.64%
Alexandria	83.28%	Danville	89.77%	Henniker	83.81%	New Castle	90.04%	Stark	93.91%	Manchester: West	50.53%
Allenstown	73.77%	Deerfield	94.56%	Hill	96.00%	New Durham	97.73%	Stewartstown	93.22%	Manchester: South	68.08%
Alstead	86.33%	Deering	93.73%	Hillsborough	82.79%	New Hampton	92.66%	Stoddard	98.97%	Manchester: North	81.84%
Alton	88.89%	Derry	70.33%	Hinsdale	85.37%	New Ipswich	91.05%	Strafford	95.47%	Manchester: East	86.80%
Amherst	93.07%	Dorchester	93.33%	Holderness	87.87%	New London	79.73%	Stratford	80.82%		
Andover	91.95%	Dover	72.27%	Hollis	92.23%	Newbury	94.18%	Stratham	92.05%	<b>Nashua</b>	
Antrim	78.40%	Dublin	94.67%	Hooksett	80.99%	Newfields	96.53%	Sugar Hill	94.21%	Nashua: Zip 03060	51.20%
Ashland	66.29%	Dummer	92.19%	Hopkinton	92.96%	Newington	91.93%	Sullivan	93.22%	Nashua: Zip 03062	82.47%
Atkinson	94.89%	Dunbarton	94.94%	Hudson	77.82%	Newmarket	68.48%	Sunapee	86.97%	Nashua: Zip 03063	80.07%
Auburn	98.30%	Durham	82.52%	Jackson	92.17%	Newport	68.35%	Surry	94.36%	Nashua: Zip 03064	81.69%
Barnstead	95.20%	East Kingston	92.99%	Jaffrey	68.84%	Newton	86.21%	Sutton	97.45%		
Barrington	95.19%	Easton	98.81%	Jefferson	88.38%	North Hampton	95.56%	Swanzey	85.31%		
Bartlett	87.59%	Eaton	90.43%	Keene	64.57%	Northfield	84.16%	Tamworth	84.66%		
Bath	88.56%	Effingham	87.63%	Kensington	96.11%	Northumberland	68.35%	Temple	95.88%		
Bedford	81.87%	Ellsworth	100.00%	Kingston	92.24%	Northwood	82.00%	Thornton	88.68%	<b>Unincorporated Places</b>	
Belmont	89.34%	Enfield	89.63%	Laconia	68.91%	Nottingham	98.78%	Tilton	79.96%	<i>Atkinson and Gilmanton Academy Grant</i>	
Bennington	93.18%	Epping	86.31%	Lancaster	86.27%	Orange	98.31%	Troy	83.19%	<i>Bean's Grant</i>	
Benton	97.18%	Epsom	85.53%	Landaff	95.88%	Orford	87.36%	Tuftonboro	92.72%	<i>Bean's Purchase</i>	
Berlin	72.25%	Errol	90.80%	Langdon	97.73%	Ossipee	86.32%	Unity	96.60%	<i>Cambridge</i>	
Bethlehem	88.72%	Exeter	71.71%	Lebanon	68.11%	Pelham	85.56%	Wakefield	93.58%	<i>Chandler's Purchase</i>	
Boscawen	78.54%	Farmington	81.18%	Lee	87.22%	Pembroke	74.66%	Walpole	88.20%	<i>Crawford's Purchase</i>	
Bow	87.12%	Fitzwilliam	96.74%	Lempster	90.38%	Peterborough	59.24%	Warner	73.36%	<i>Cutt's Grant</i>	
Bradford	94.86%	Francestown	91.52%	Lincoln	72.29%	Piermont	87.94%	Warren	89.47%	<i>Dix's Grant</i>	
Brentwood	86.68%	Franconia	91.27%	Lisbon	89.70%	Pittsburg	84.72%	Washington	93.75%	<i>Dixville</i>	
Bridgewater	86.15%	Franklin	70.45%	Litchfield	89.76%	Pittsfield	73.85%	Waterville Valley	100.00%	<i>Erving's Location</i>	
Bristol	88.04%	Fremont	94.92%	Littleton	73.83%	Plainfield	95.40%	Weare	82.03%	<i>Green's Grant</i>	
Brookfield	100.00%	Fremont	86.61%	Londonderry	92.06%	Plaistow	78.86%	Webster	89.32%	<i>Hadley's Purchase</i>	
Brookline	97.54%	Gilford	89.31%	Loudon	91.66%	Plymouth	65.91%	Wentworth	98.82%	<i>Kilkenny</i>	
Campton	100.00%	Gilmanton	100.00%	Lyman	93.33%	Portsmouth	69.35%	Westmoreland	92.79%	<i>Livermore</i>	
Canaan	87.87%	Gilsum	98.02%	Lyme	91.40%	Randolph	91.74%	Whitefield	70.99%	<i>Low and Burbank's Grant</i>	
Candia	98.09%	Goffstown	83.54%	Lyndeborough	94.76%	Raymond	90.89%	Wilmot	87.50%	<i>Martin's Location</i>	
Canterbury	96.90%	Gorham	72.53%	Madbury	97.58%	Richmond	98.15%	Wilton	83.30%	<i>Millsfield</i>	
Carroll	95.60%	Goshen	91.26%	Madison	96.80%	Rindge	84.97%	Winchester	90.14%	<i>Odell</i>	
Center Harbor	91.76%	Grafton	86.73%	Manchester	61.56%	Rochester	79.06%	Windham	92.69%	<i>Pinkham's Grant</i>	
Charlestown	81.59%	Grantham	100.00%	Marlborough	73.14%	Rollinsford	88.53%	Windsor	100.00%	<i>Sargent's Purchase</i>	
Chatham	98.33%	Greenfield	78.30%	Marlow	90.48%	Roxbury	100.00%	Wolfeboro	82.04%	<i>Second College Grant</i>	
Chester	100.00%	Greenland	96.98%	Mason	96.95%	Rumney	95.09%	Woodstock	85.42%	<i>Success</i>	
Chesterfield	96.06%	Greenville	86.08%	Meredith	76.09%	Rye	81.50%			<i>Thompson and Meserves Purchase</i>	
Chichester	96.64%	Groton	98.02%	Merrimack	88.89%	Salem	80.58%			<i>Wentworth's Location</i>	
Claremont	69.48%	Hale's Location	100.00%	Middleton	89.94%	Salisbury	98.07%				
Clarksville	92.31%	Hampstead	90.31%	Milan	85.88%	Sanbornton	92.84%				
Colebrook	71.07%	Hampton	81.01%	Milford	70.94%	Sandown	90.69%				
Columbia	95.59%	Hampton Falls	90.91%	Milton	89.53%	Sandwich	88.32%				
Concord	59.28%	Hancock	94.09%	Monroe	95.77%	Seabrook	75.25%				
Conway	83.36%	Hanover	70.33%	Mont Vernon	98.11%	Sharon	92.77%				
Cornish	87.74%	Harrisville	91.77%	Moultonborough	94.65%	Shelburne	99.01%				
Croydon	100.00%	Hart's Location	50.00%	Nashua	72.08%	Somersworth	65.70%				

## % 60+ Own Home (Ranked)

Brookfield	100.00%	North Hampton	95.56%	Center Harbor	91.76%	Bow	87.12%	Antrim	78.40%	<b>Manchester</b>	
Campton	100.00%	Strafford	95.47%	Randolph	91.74%	Sunapee	86.97%	Greenfield	78.30%	Manchester: East	86.80%
Chester	100.00%	Plainfield	95.40%	Loudon	91.66%	Grafton	86.73%	Hudson	77.82%	Manchester: North	81.84%
Croydon	100.00%	South Hampton	95.38%	Francestown	91.52%	Brentwood	86.68%	Meredith	76.09%	Manchester: South	68.08%
Ellsworth	100.00%	Barnstead	95.20%	Lyme	91.40%	Fremont	86.61%	Seabrook	75.25%	Manchester: West	50.53%
Gilmanton	100.00%	Barrington	95.19%	Franconia	91.27%	Alstead	86.33%	Pembroke	74.66%	Central Manchester	31.64%
Grantham	100.00%	Rumney	95.09%	Goshen	91.26%	Ossipee	86.32%	Pittsfield	73.85%		
Hale's Location	100.00%	Dunbarton	94.94%	New Ipswich	91.05%	Epping	86.31%	Littleton	73.83%	<b>Nashua</b>	
Roxbury	100.00%	Freedom	94.92%	Hampton Falls	90.91%	Lancaster	86.27%	Allenstown	73.77%	Nashua: Zip 03062	82.47%
Waterville Valley	100.00%	Atkinson	94.89%	Raymond	90.89%	Newton	86.21%	Warner	73.36%	Nashua: Zip 03064	81.69%
Windsor	100.00%	Bradford	94.86%	Errol	90.80%	Bridgewater	86.15%	Marlborough	73.14%	Nashua: Zip 03063	80.07%
Shelburne	99.01%	Lyndeborough	94.76%	Sandown	90.69%	Greenville	86.08%	Gorham	72.53%	Nashua: Zip 03060	51.20%
Stoddard	98.97%	Dublin	94.67%	Acworth	90.61%	Milan	85.88%	Lincoln	72.29%		
Wentworth	98.82%	Moultonborough	94.65%	Marlow	90.48%	Nelson	85.86%	Dover	72.27%		
Easton	98.81%	Deerfield	94.56%	Eaton	90.43%	Pelham	85.56%	Berlin	72.25%		
Hebron	98.78%	Surry	94.36%	Lempster	90.38%	Epsom	85.53%	Nashua	72.08%		
Nottingham	98.78%	Sugar Hill	94.21%	Hampstead	90.31%	Woodstock	85.42%	Exeter	71.71%	<b>Unincorporated Places</b>	
Springfield	98.42%	Newbury	94.18%	Winchester	90.14%	Hinsdale	85.37%	Colebrook	71.07%	<i>Atkinson and Gilmanton Academy Grant</i>	
Chatham	98.33%	Hancock	94.09%	New Castle	90.04%	Swanzey	85.31%	Whitefield	70.99%	<i>Bean's Grant</i>	
Orange	98.31%	Stark	93.91%	Middleton	89.94%	Albany	85.05%	Milford	70.94%	<i>Bean's Purchase</i>	
Auburn	98.30%	New Boston	93.75%	Danville	89.77%	Rindge	84.97%	Franklin	70.45%	<i>Cambridge</i>	
Richmond	98.15%	Washington	93.75%	Litchfield	89.76%	Pittsburg	84.72%	Hanover	70.33%	<i>Chandler's Purchase</i>	
Mont Vernon	98.11%	Deering	93.73%	Lisbon	89.70%	Tamworth	84.66%	Plymouth	70.33%	<i>Crawford's Purchase</i>	
Candia	98.09%	Danbury	93.71%	Enfield	89.63%	Northfield	84.16%	Claremont	69.48%	<i>Cutt's Grant</i>	
Salisbury	98.07%	Wakefield	93.58%	Milton	89.53%	Henniker	83.81%	Portsmouth	69.35%	<i>Dix's Grant</i>	
Gilsum	98.02%	Dorchester	93.33%	Warren	89.47%	Goffstown	83.54%	Laconia	68.91%	<i>Dixville</i>	
Groton	98.02%	Lyman	93.33%	Belmont	89.34%	Conway	83.36%	Jaffrey	68.84%	<i>Erving's Location</i>	
New Durham	97.73%	Stewartstown	93.22%	Webster	89.32%	Wilton	83.30%	Newmarket	68.48%	<i>Green's Grant</i>	
Langdon	97.73%	Sullivan	93.22%	Gilford	89.31%	Alexandria	83.28%	Newport	68.35%	<i>Hadley's Purchase</i>	
Madbury	97.58%	Bennington	93.18%	Merrimack	88.89%	Troy	83.19%	Northumberland	68.35%	<i>Kilkenny</i>	
Brookline	97.54%	Amherst	93.07%	Alton	88.89%	Hillsborough	82.79%	Lebanon	68.11%	<i>Livermore</i>	
Sutton	97.45%	East Kingston	92.99%	Bethlehem	88.72%	Durham	82.52%	Ashland	66.29%	<i>Low and Burbank's Grant</i>	
Benton	97.18%	Hopkinton	92.96%	Thornton	88.68%	Wolfeboro	82.04%	Plymouth	65.91%	<i>Martin's Location</i>	
Greenland	96.98%	Sanbornton	92.84%	Bath	88.56%	Weare	82.03%	Somersworth	65.70%	<i>Millsfield</i>	
Mason	96.95%	Westmoreland	92.79%	Rollinsford	88.53%	Northwood	82.00%	Keene	64.57%	<i>Odell</i>	
Canterbury	96.90%	Sharon	92.77%	Jefferson	88.38%	Haverhill	81.89%	Manchester	61.56%	<i>Pinkham's Grant</i>	
Madison	96.80%	Tuftonboro	92.72%	Sandwich	88.32%	Bedford	81.87%	Concord	59.28%	<i>Sargent's Purchase</i>	
Fitzwilliam	96.74%	Windham	92.69%	Walpole	88.20%	Charlestown	81.59%	Peterborough	59.24%	<i>Second College Grant</i>	
Chichester	96.64%	New Hampton	92.66%	Bristol	88.04%	Rye	81.50%	Hart's Location	50.00%	<i>Success</i>	
Unity	96.60%	Clarksville	92.31%	Piermont	87.94%	Farmington	81.18%			<i>Thompson and Meserves Purchase</i>	
Newfields	96.53%	Kingston	92.24%	Canaan	87.87%	Hampton	81.01%			<i>Wentworth's Location</i>	
Kensington	96.11%	Hollis	92.23%	Holderness	87.87%	Hooksett	80.99%				
Chesterfield	96.06%	Dummer	92.19%	Cornish	87.74%	Stratford	80.82%				
Hill	96.00%	Jackson	92.17%	Effingham	87.63%	Salem	80.58%				
Temple	95.88%	Londonderry	92.06%	Bartlett	87.59%	Tilton	79.96%				
Landaff	95.88%	Stratham	92.05%	Dalton	87.57%	New London	79.73%				
Monroe	95.77%	Andover	91.95%	Wilnot	87.50%	Rochester	79.06%				
Carroll	95.60%	Newington	91.93%	Orford	87.36%	Plaistow	78.86%				
Columbia	95.59%	Harrisville	91.77%	Lee	87.22%	Boscawen	78.54%				