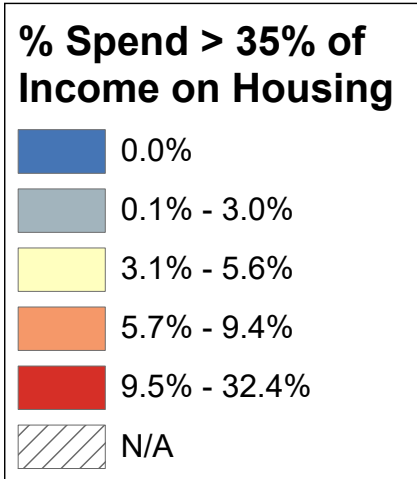
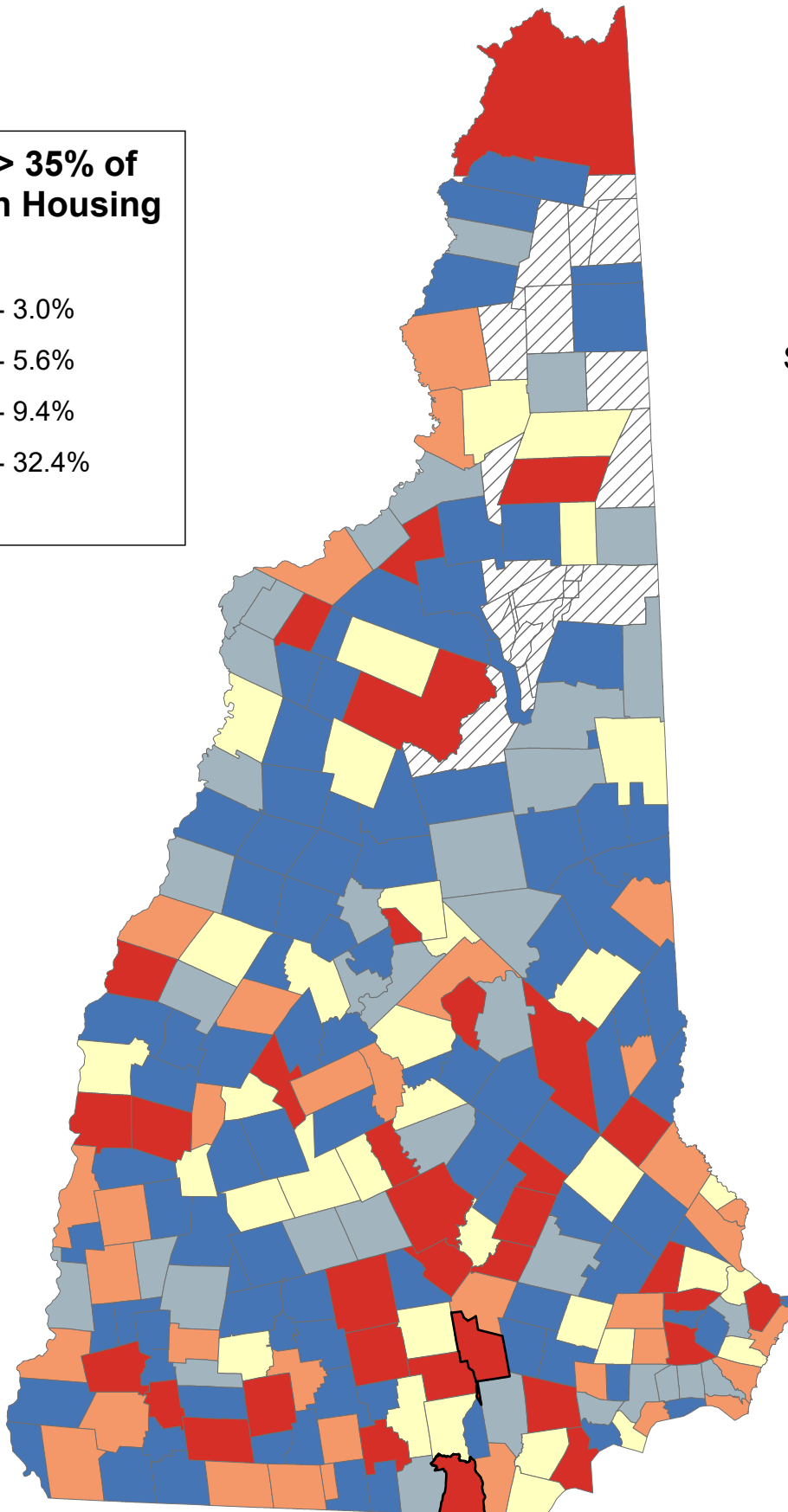


Percentage of Householders Age 65+ Spend More than 35% of Income on Housing (Renters)

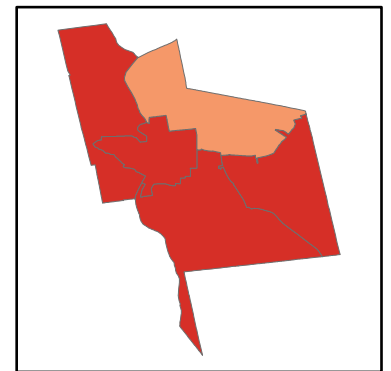


State Average: 8.7%

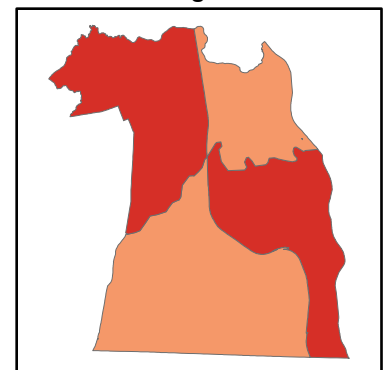
Source: ACS, 2012-2016



Manchester Neighborhoods



Nashua Neighborhoods



% 65+ Households Spend >35% of Income on Housing (Renter)

Acworth	8.46%	Dalton	2.27%	Haverhill	5.58%	Nelson	8.33%	South Hampton	0.00%	Manchester	
Albany	2.47%	Danbury	0.00%	Hebron	0.00%	New Boston	11.46%	Springfield	0.00%	Central Manchester	25.31%
Alexandria	3.47%	Danville	0.00%	Henniker	2.38%	New Castle	0.00%	Stark	3.41%	Manchester: West	32.31%
Allenstown	14.62%	Deerfield	2.97%	Hill	0.00%	New Durham	0.00%	Stewartstown	0.00%	Manchester: South	14.35%
Alstead	6.42%	Deering	0.00%	Hillsborough	0.00%	New Hampton	2.16%	Stoddard	1.28%	Manchester: North	8.22%
Alton	9.89%	Derry	17.13%	Hinsdale	0.00%	New Ipswich	9.15%	Strafford	3.13%	Manchester: East	11.99%
Amherst	3.06%	Dorchester	0.00%	Holderness	4.13%	New London	3.63%	Stratford	7.56%		
Andover	7.84%	Dover	9.37%	Hollis	2.82%	Newbury	0.00%	Stratham	0.00%	Nashua	
Antrim	0.00%	Dublin	0.00%	Hooksett	7.50%	Newfields	0.00%	Sugar Hill	0.00%	Nashua: Zip 03060	21.25%
Ashland	10.65%	Dummer	2.08%	Hopkinton	1.65%	Newington	4.17%	Sullivan	0.00%	Nashua: Zip 03062	7.89%
Atkinson	0.00%	Dunbarton	0.00%	Hudson	6.22%	Newmarket	16.27%	Sunapee	7.63%	Nashua: Zip 03063	10.72%
Auburn	0.00%	Durham	5.04%	Jackson	0.00%	Newport	18.67%	Surry	0.00%	Nashua: Zip 03064	5.80%
Barnstead	0.00%	East Kingston	1.89%	Jaffrey	15.76%	Newton	6.98%	Sutton	0.00%		
Barrington	0.00%	Easton	0.00%	Jefferson	0.00%	North Hampton	4.00%	Swanzey	7.81%		
Bartlett	2.04%	Eaton	0.00%	Keene	21.93%	Northfield	5.33%	Tamworth	0.00%		
Bath	1.29%	Effingham	6.40%	Kensington	1.90%	Northumberland	8.78%	Temple	0.00%		
Bedford	14.39%	Ellsworth	0.00%	Kingston	2.12%	Northwood	0.00%	Thornton	0.00%	Unincorporated Places	
Belmont	0.00%	Enfield	2.87%	Laconia	18.27%	Nottingham	0.00%	Tilton	0.00%	<i>Atkinson and Gilmanton Academy Grant</i>	
Bennington	0.00%	Epping	8.35%	Lancaster	2.39%	Orange	0.00%	Troy	0.00%	<i>Bean's Grant</i>	
Benton	0.00%	Epsom	12.22%	Landaff	0.00%	Orford	0.00%	Tuftonboro	0.00%	<i>Bean's Purchase</i>	
Berlin	9.46%	Errol	0.00%	Langdon	0.00%	Ossipee	0.00%	Unity	0.00%	<i>Cambridge</i>	
Bethlehem	0.00%	Exeter	12.75%	Lebanon	19.03%	Pelham	3.15%	Wakefield	0.00%	<i>Chandler's Purchase</i>	
Boscawen	12.64%	Farmington	15.29%	Lee	15.25%	Pembroke	3.27%	Walpole	1.81%	<i>Crawford's Purchase</i>	
Bow	11.73%	Fitzwilliam	0.00%	Lempster	0.00%	Peterborough	17.15%	Warner	4.06%	<i>Cutt's Grant</i>	
Bradford	4.02%	Francestown	0.00%	Lincoln	12.50%	Piermont	1.79%	Warren	0.00%	<i>Dix's Grant</i>	
Brentwood	8.88%	Franconia	4.38%	Lisbon	10.00%	Pittsburg	11.04%	Washington	0.00%	<i>Dixville</i>	
Bridgewater	0.00%	Franklin	5.72%	Litchfield	0.00%	Pittsfield	14.24%	Waterville Valley	0.00%	<i>Erving's Location</i>	
Bristol	2.83%	Freedom	0.00%	Littleton	6.29%	Plainfield	0.00%	Weare	15.51%	<i>Green's Grant</i>	
Brookfield	0.00%	Fremont	3.79%	Londonderry	2.72%	Plaisow	3.72%	Webster	4.72%	<i>Hadley's Purchase</i>	
Brookline	0.00%	Gilford	2.81%	Loudon	0.00%	Plymouth	2.11%	Wentworth	0.00%	<i>Kilkenny</i>	
Campton	0.00%	Gilmanton	0.00%	Lyman	2.11%	Portsmouth	15.67%	Westmoreland	6.38%	<i>Livermore</i>	
Canaan	4.05%	Gilsum	0.00%	Lyme	2.43%	Randolph	0.00%	Whitefield	12.54%	<i>Low and Burbank's Grant</i>	
Candia	0.00%	Goffstown	4.05%	Lyndeborough	0.00%	Raymond	4.58%	Wilmot	9.62%	<i>Martin's Location</i>	
Canterbury	2.17%	Gorham	3.73%	Madbury	0.00%	Richmond	0.00%	Wilton	7.44%	<i>Millsfield</i>	
Carroll	0.00%	Goshen	3.13%	Madison	0.00%	Rindge	7.32%	Winchester	8.57%	<i>Odell</i>	
Center Harbor	4.03%	Grafton	5.69%	Manchester	19.20%	Rochester	8.46%	Windham	4.14%	<i>Pinkham's Grant</i>	
Charlestown	7.76%	Grantham	0.00%	Marlborough	14.17%	Rollinsford	8.24%	Windsor	0.00%	<i>Sargent's Purchase</i>	
Chatham	2.27%	Greenfield	5.84%	Marlow	1.98%	Roxbury	0.00%	Wolfeboro	4.76%	<i>Second College Grant</i>	
Chester	0.00%	Greenland	1.55%	Mason	0.00%	Rumney	0.00%	Woodstock	3.80%	<i>Success</i>	
Chesterfield	0.00%	Greenville	6.36%	Meredith	8.44%	Rye	6.05%			<i>Thompson and Meserves Purchase</i>	
Chichester	0.00%	Groton	0.00%	Merrimack	5.25%	Salem	11.70%			<i>Wentworth's Location</i>	
Claremont	9.50%	Hale's Location	0.00%	Middleton	7.27%	Salisbury	0.00%				
Clarksville	0.00%	Hampstead	2.08%	Milan	3.48%	Sanbornton	3.10%				
Colebrook	1.68%	Hampton	7.88%	Milford	14.80%	Sandown	9.06%				
Columbia	0.00%	Hampton Falls	1.87%	Milton	0.00%	Sandwich	2.39%				
Concord	22.27%	Hancock	5.12%	Monroe	2.06%	Seabrook	8.54%				
Conway	5.15%	Hanover	8.43%	Mont Vernon	0.00%	Sharon	0.00%				
Cornish	3.96%	Harrisville	2.92%	Moultonborough	1.09%	Shelburne	1.47%				
Croydon	0.00%	Hart's Location	0.00%	Nashua	12.53%	Somersworth	5.56%				

% 65+ Households Spend >35% of Income on Housing (Renter) (Ranked)

Concord	22.27%	Hampton	7.88%	Stark	3.41%	Bennington	0.00%	Milton	0.00%	Manchester	
Keene	21.93%	Andover	7.84%	Pembroke	3.27%	Benton	0.00%	Mont Vernon	0.00%	Manchester: West	32.31%
Manchester	19.20%	Swanzey	7.81%	Pelham	3.15%	Bethlehem	0.00%	New Castle	0.00%	Central Manchester	25.31%
Lebanon	19.03%	Charlestown	7.76%	Goshen	3.13%	Bridgewater	0.00%	New Durham	0.00%	Manchester: South	14.35%
Newport	18.67%	Sunapee	7.63%	Strafford	3.13%	Brookfield	0.00%	Newbury	0.00%	Manchester: East	11.99%
Laconia	18.27%	Stratford	7.56%	Sanbornton	3.10%	Brookline	0.00%	Newfields	0.00%	Manchester: North	8.22%
Peterborough	17.15%	Hooksett	7.50%	Amherst	3.06%	Campton	0.00%	Northwood	0.00%		
Derry	17.13%	Wilton	7.44%	Deerfield	2.97%	Candia	0.00%	Nottingham	0.00%	Nashua	
Newmarket	16.27%	Rindge	7.32%	Harrisville	2.92%	Carroll	0.00%	Orange	0.00%	Nashua: Zip 03060	21.25%
Jaffrey	15.76%	Middleton	7.27%	Enfield	2.87%	Chester	0.00%	Orford	0.00%	Nashua: Zip 03063	10.72%
Portsmouth	15.67%	Newton	6.98%	Bristol	2.83%	Chesterfield	0.00%	Ossipee	0.00%	Nashua: Zip 03062	7.89%
Weare	15.51%	Alstead	6.42%	Hollis	2.82%	Chichester	0.00%	Plainfield	0.00%	Nashua: Zip 03064	5.80%
Farmington	15.29%	Effingham	6.40%	Gilford	2.81%	Clarksville	0.00%	Randolph	0.00%		
Lee	15.25%	Westmoreland	6.38%	Londonderry	2.72%	Columbia	0.00%	Richmond	0.00%		
Milford	14.80%	Greenville	6.36%	Albany	2.47%	Croydon	0.00%	Roxbury	0.00%		
Allenstown	14.62%	Littleton	6.29%	Lyme	2.43%	Danbury	0.00%	Rumney	0.00%		
Bedford	14.39%	Hudson	6.22%	Lancaster	2.39%	Danville	0.00%	Salisbury	0.00%	Unincorporated Places	
Pittsfield	14.24%	Rye	6.05%	Sandwich	2.39%	Deering	0.00%	Sharon	0.00%	<i>Atkinson and Gilmanton Academy Grant</i>	
Marlborough	14.17%	Greenfield	5.84%	Henniker	2.38%	Dorchester	0.00%	South Hampton	0.00%	<i>Bean's Grant</i>	
Exeter	12.75%	Franklin	5.72%	Chatham	2.27%	Dublin	0.00%	Springfield	0.00%	<i>Bean's Purchase</i>	
Boscawen	12.64%	Grafton	5.69%	Dalton	2.27%	Dunbarton	0.00%	Stewartstown	0.00%	<i>Cambridge</i>	
Whitefield	12.54%	Haverhill	5.58%	Canterbury	2.17%	Easton	0.00%	Stratham	0.00%	<i>Chandler's Purchase</i>	
Nashua	12.53%	Somersworth	5.56%	New Hampton	2.16%	Eaton	0.00%	Unity	0.00%	<i>Crawford's Purchase</i>	
Lincoln	12.50%	Northfield	5.33%	Kingston	2.12%	Ellsworth	0.00%	Sullivan	0.00%	<i>Cutt's Grant</i>	
Epsom	12.22%	Merrimack	5.25%	Plymouth	2.11%	Errol	0.00%	Surry	0.00%	<i>Dix's Grant</i>	
Bow	11.73%	Conway	5.15%	Lyman	2.11%	Fitzwilliam	0.00%	Sutton	0.00%	<i>Dixville</i>	
Salem	11.70%	Hancock	5.12%	Dummer	2.08%	Fracestown	0.00%	Tamworth	0.00%	<i>Erving's Location</i>	
New Boston	11.46%	Durham	5.04%	Hampstead	2.08%	Freedom	0.00%	Temple	0.00%	<i>Green's Grant</i>	
Pittsburg	11.04%	Wolfboro	4.76%	Monroe	2.06%	Gilmanton	0.00%	Thornton	0.00%	<i>Hadley's Purchase</i>	
Ashland	10.65%	Webster	4.72%	Bartlett	2.04%	Gilsum	0.00%	Tilton	0.00%	<i>Kilkenny</i>	
Lisbon	10.00%	Raymond	4.58%	Marlow	1.98%	Grantham	0.00%	Troy	0.00%	<i>Livermore</i>	
Alton	9.89%	Franconia	4.38%	Kensington	1.90%	Groton	0.00%	Tuftonboro	0.00%	<i>Low and Burbank's Grant</i>	
Wilmot	9.62%	Newington	4.17%	East Kingston	1.89%	Hale's Location	0.00%	Unity	0.00%	<i>Martin's Location</i>	
Claremont	9.50%	Windham	4.14%	Hampton Falls	1.87%	Hart's Location	0.00%	Wakefield	0.00%	<i>Millsfield</i>	
Berlin	9.46%	Holderness	4.13%	Walpole	1.81%	Hebron	0.00%	Warren	0.00%	<i>Odell</i>	
Dover	9.37%	Warner	4.06%	Piermont	1.79%	Hill	0.00%	Washington	0.00%	<i>Pinkham's Grant</i>	
New Ipswich	9.15%	Canaan	4.05%	Colebrook	1.68%	Hillsborough	0.00%	Waterville Valley	0.00%	<i>Sargent's Purchase</i>	
Sandown	9.06%	Goffstown	4.05%	Hopkinton	1.65%	Hinsdale	0.00%	Wentworth	0.00%	<i>Second College Grant</i>	
Brentwood	8.88%	Center Harbor	4.03%	Greenland	1.55%	Jackson	0.00%	Windsor	0.00%	<i>Success</i>	
Northumberland	8.78%	Bradford	4.02%	Shelburne	1.47%	Jefferson	0.00%			<i>Thompson and Meserves Purchase</i>	
Winchester	8.57%	North Hampton	4.00%	Bath	1.29%	Landaff	0.00%			<i>Wentworth's Location</i>	
Seabrook	8.54%	Cornish	3.96%	Stoddard	1.28%	Langdon	0.00%				
Rochester	8.46%	Woodstock	3.80%	Moultonborough	1.09%	Lempster	0.00%				
Acworth	8.46%	Fremont	3.79%	Antrim	0.00%	Litchfield	0.00%				
Meredith	8.44%	Gorham	3.73%	Atkinson	0.00%	Loudon	0.00%				
Hanover	8.43%	Plaistow	3.72%	Auburn	0.00%	Lyndeborough	0.00%				
Epping	8.35%	New London	3.63%	Barnstead	0.00%	Madbury	0.00%				
Nelson	8.33%	Milan	3.48%	Barrington	0.00%	Madison	0.00%				
Rollinsford	8.24%	Alexandria	3.47%	Belmont	0.00%	Mason	0.00%				