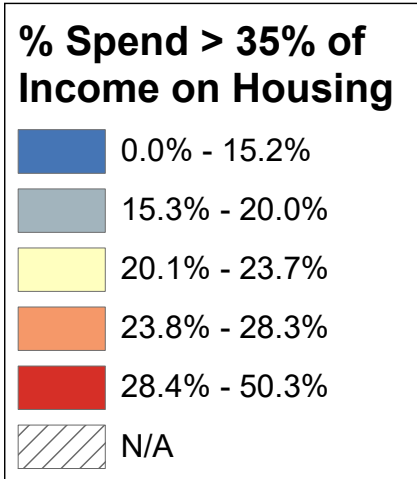
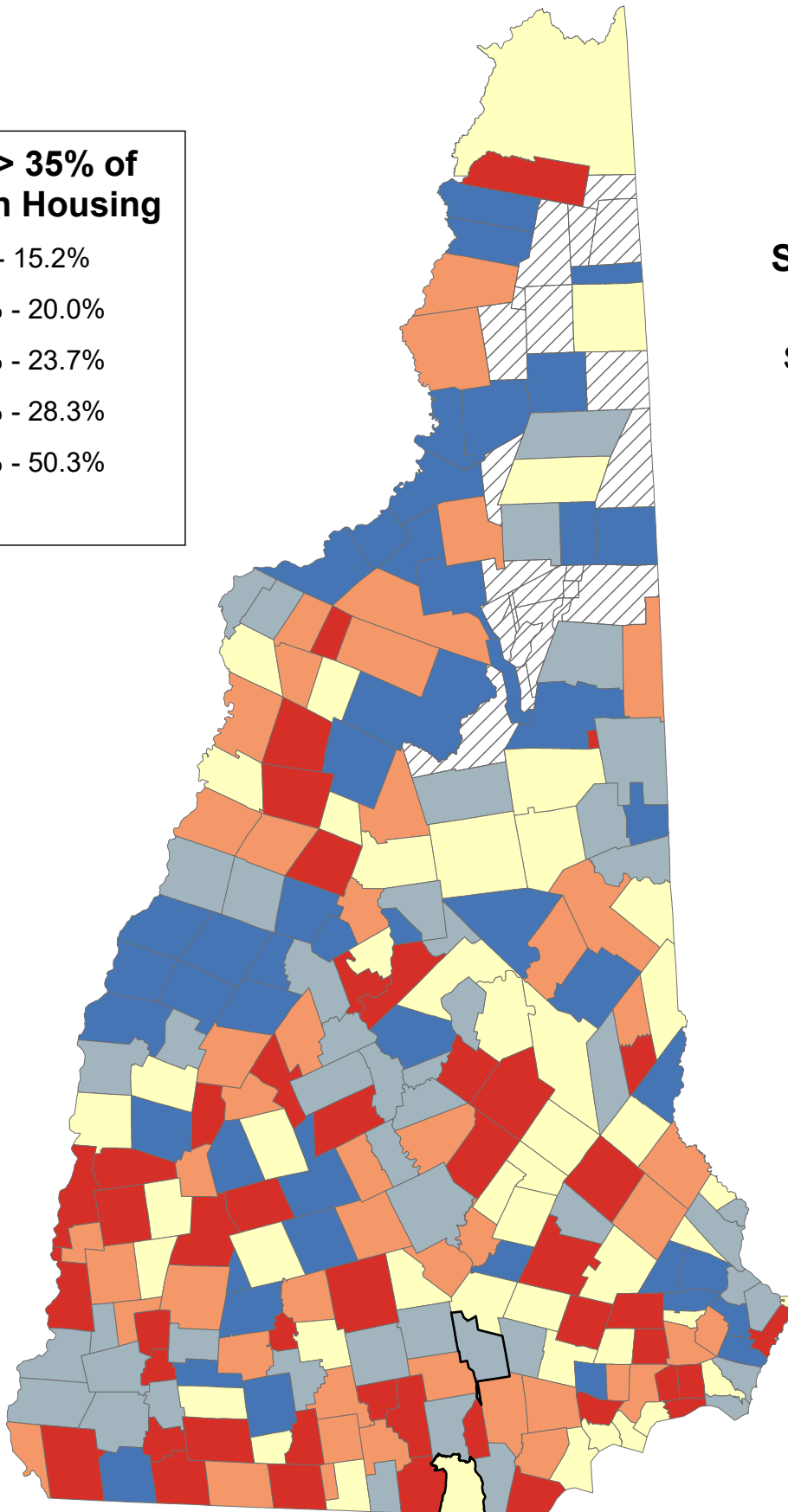


Percentage of Householders Age 65+ Spend More than 35% of Income on Housing (Owners)

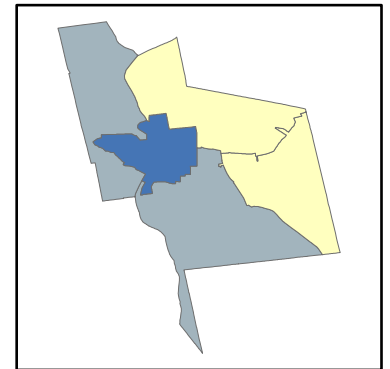


State Average: 21.2%

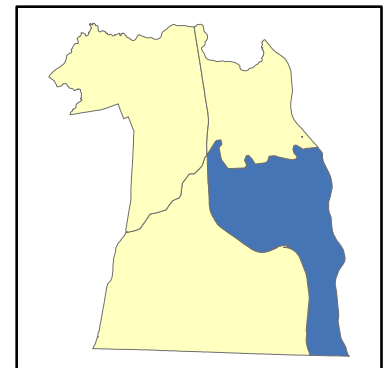
Source: ACS, 2012-2016



Manchester Neighborhoods



Nashua Neighborhoods



% 65+ Households Spend >35% of Income on Housing (Owner)

Acworth	32.31%	Dalton	9.85%	Haverhill	25.83%	Nelson	19.44%	South Hampton	28.41%	Manchester	
Albany	22.22%	Danbury	24.04%	Hebron	12.59%	New Boston	17.00%	Springfield	25.62%	Central Manchester	13.88%
Alexandria	19.31%	Danville	25.68%	Henniker	2.38%	New Castle	20.83%	Stark	10.23%	Manchester: West	16.28%
Allenstown	12.05%	Deerfield	29.37%	Hill	18.33%	New Durham	16.81%	Stewartstown	12.50%	Manchester: South	18.64%
Alstead	26.15%	Deering	28.28%	Hillsborough	20.96%	New Hampton	32.76%	Stoddard	24.36%	Manchester: North	23.32%
Alton	22.49%	Derry	23.77%	Hinsdale	24.79%	New Ipswich	28.66%	Strafford	37.85%	Manchester: East	23.35%
Amherst	30.02%	Dorchester	20.00%	Holderness	17.89%	New London	25.00%	Stratford	24.37%		
Andover	17.55%	Dover	17.98%	Hollis	40.59%	Newbury	11.83%	Stratham	23.86%	Nashua	
Antrim	14.29%	Dublin	21.52%	Hooksett	20.42%	Newfields	23.16%	Sugar Hill	31.82%	Nashua: Zip 03060	14.90%
Ashland	15.21%	Dummer	6.25%	Hopkinton	27.93%	Newington	17.71%	Sullivan	30.00%	Nashua: Zip 03062	23.32%
Atkinson	21.78%	Dunbarton	21.00%	Hudson	18.03%	Newmarket	9.58%	Sunapee	35.29%	Nashua: Zip 03063	20.80%
Auburn	19.31%	Durham	14.34%	Jackson	16.22%	Newport	10.07%	Surry	17.59%	Nashua: Zip 03064	23.38%
Barnstead	23.21%	East Kingston	29.06%	Jaffrey	29.95%	Newton	21.22%	Sutton	23.73%		
Barrington	28.01%	Easton	22.64%	Jefferson	26.61%	North Hampton	14.83%	Swanzey	16.35%		
Bartlett	0.00%	Eaton	15.15%	Keene	19.73%	Northfield	17.24%	Tamworth	20.64%		
Bath	23.23%	Effingham	22.66%	Kensington	28.48%	Northumberland	5.96%	Temple	39.44%		
Bedford	24.17%	Ellsworth	22.73%	Kingston	25.82%	Northwood	16.90%	Thornton	26.27%	Unincorporated Places	
Belmont	28.45%	Enfield	13.52%	Laconia	18.78%	Nottingham	21.18%	Tilton	15.56%	<i>Atkinson and Gilmanton Academy Grant</i>	
Bennington	34.26%	Epping	31.04%	Lancaster	12.77%	Orange	12.50%	Troy	34.65%	<i>Bean's Grant</i>	
Benton	36.96%	Epsom	20.95%	Landaff	25.00%	Orford	25.19%	Tuftonboro	23.76%	<i>Bean's Purchase</i>	
Berlin	21.83%	Errol	21.43%	Langdon	24.24%	Ossipee	24.46%	Unity	34.65%	<i>Cambridge</i>	
Bethlehem	24.63%	Exeter	23.83%	Lebanon	12.15%	Pelham	28.59%	Wakefield	21.45%	<i>Chandler's Purchase</i>	
Boscawen	19.86%	Farmington	20.69%	Lee	9.04%	Pembroke	25.36%	Walpole	30.47%	<i>Crawford's Purchase</i>	
Bow	25.56%	Fitzwilliam	32.69%	Lempster	20.45%	Peterborough	9.18%	Warner	14.39%	<i>Cutt's Grant</i>	
Bradford	34.67%	Francestown	23.13%	Lincoln	8.09%	Piermont	23.21%	Warren	30.10%	<i>Dix's Grant</i>	
Brentwood	42.76%	Franconia	25.00%	Lisbon	26.67%	Pittsburg	23.31%	Washington	36.49%	<i>Dixville</i>	
Bridgewater	21.65%	Franklin	18.88%	Litchfield	50.33%	Pittsfield	23.73%	Waterville Valley	19.05%	<i>Erving's Location</i>	
Bristol	28.61%	Freedom	18.38%	Littleton	13.60%	Plainfield	13.67%	Weare	34.63%	<i>Green's Grant</i>	
Brookfield	28.26%	Fremont	21.97%	Londonderry	28.27%	Plaistow	23.18%	Webster	25.47%	<i>Hadley's Purchase</i>	
Brookline	16.25%	Gilford	20.05%	Loudon	32.36%	Plymouth	25.32%	Wentworth	24.64%	<i>Kilkenny</i>	
Campton	21.08%	Gilmanton	28.33%	Lyman	16.84%	Portsmouth	15.99%	Westmoreland	17.73%	<i>Livermore</i>	
Canaan	14.32%	Gilsum	27.87%	Lyme	17.00%	Randolph	17.44%	Whitefield	10.45%	<i>Low and Burbank's Grant</i>	
Candia	21.68%	Goffstown	19.20%	Lyndeborough	24.42%	Raymond	37.20%	Wilmot	28.85%	<i>Martin's Location</i>	
Canterbury	23.91%	Gorham	13.60%	Madbury	22.12%	Richmond	11.70%	Wilton	27.00%	<i>Millsfield</i>	
Carroll	8.00%	Goshen	25.00%	Madison	16.00%	Rindge	26.09%	Winchester	44.29%	<i>Odell</i>	
Center Harbor	17.45%	Grafton	12.20%	Manchester	18.36%	Rochester	26.17%	Windham	26.72%	<i>Pinkham's Grant</i>	
Charlestown	29.66%	Grantham	19.72%	Marlborough	17.41%	Rollinsford	20.00%	Windsor	2.86%	<i>Sargent's Purchase</i>	
Chatham	27.27%	Greenfield	16.88%	Marlow	21.78%	Roxbury	34.78%	Wolfeboro	14.60%	<i>Second College Grant</i>	
Chester	22.88%	Greenland	13.70%	Mason	21.37%	Rumney	29.38%	Woodstock	10.13%	<i>Success</i>	
Chesterfield	15.45%	Greenville	25.00%	Meredith	22.36%	Rye	36.64%			<i>Thompson and Meserves Purchase</i>	
Chichester	22.92%	Groton	10.91%	Merrimack	17.84%	Salem	20.14%			<i>Wentworth's Location</i>	
Claremont	20.87%	Hale's Location	31.15%	Middleton	34.55%	Salisbury	34.78%				
Clarksville	38.10%	Hampstead	29.34%	Milan	15.65%	Sanbornton	9.31%				
Colebrook	12.79%	Hampton	19.34%	Milford	24.31%	Sandown	14.91%				
Columbia	27.35%	Hampton Falls	20.09%	Milton	7.12%	Sandwich	20.32%				
Concord	15.45%	Hancock	24.91%	Monroe	15.46%	Seabrook	17.98%				
Conway	18.59%	Hanover	10.04%	Mont Vernon	34.75%	Sharon	23.19%				
Cornish	19.31%	Harrisville	12.28%	Moultonborough	14.77%	Shelburne	14.71%				
Croydon	23.53%	Hart's Location	0.00%	Nashua	20.08%	Somersworth	21.77%				

% 65+ Households Spend >35% of Income on Housing (Owner) (Ranked)

Litchfield	50.33%	Barrington	28.01%	Piermont	23.21%	Hampton	19.34%	Durham	14.34%	Manchester	
Winchester	44.29%	Hopkinton	27.93%	Barnstead	23.21%	Auburn	19.31%	Canaan	14.32%	Manchester: East	23.35%
Brentwood	42.76%	Gilsum	27.87%	Sharon	23.19%	Alexandria	19.31%	Antrim	14.29%	Manchester: North	23.32%
Hollis	40.59%	Columbia	27.35%	Plaistow	23.18%	Cornish	19.31%	Greenland	13.70%	Manchester: South	18.64%
Temple	39.44%	Chatham	27.27%	Newfields	23.16%	Goffstown	19.20%	Plainfield	13.67%	Manchester: West	16.28%
Clarksville	38.10%	Wilton	27.00%	Francestown	23.13%	Waterville Valley	19.05%	Gorham	13.60%	Central Manchester	13.88%
Strafford	37.85%	Windham	26.72%	Chichester	22.92%	Franklin	18.88%	Littleton	13.60%		
Raymond	37.20%	Lisbon	26.67%	Chester	22.88%	Laconia	18.78%	Enfield	13.52%	Nashua	
Benton	36.96%	Jefferson	26.61%	Ellsworth	22.73%	Conway	18.59%	Colebrook	12.79%	Nashua: Zip 03064	23.38%
Rye	36.64%	Thornton	26.27%	Effingham	22.66%	Freedom	18.38%	Lancaster	12.77%	Nashua: Zip 03062	23.32%
Washington	36.49%	Rochester	26.17%	Easton	22.64%	Manchester	18.36%	Hebron	12.59%	Nashua: Zip 03063	20.80%
Sunapee	35.29%	Alstead	26.15%	Alton	22.49%	Hill	18.33%	Orange	12.50%	Nashua: Zip 03060	14.90%
Roxbury	34.78%	Rindge	26.09%	Meredith	22.36%	Hudson	18.03%	Stewartstown	12.50%		
Salisbury	34.78%	Haverhill	25.83%	Albany	22.22%	Seabrook	17.98%	Harrisville	12.28%		
Mont Vernon	34.75%	Kingston	25.82%	Madbury	22.12%	Dover	17.98%	Grafton	12.20%		
Bradford	34.67%	Danville	25.68%	Fremont	21.97%	Holderness	17.89%	Lebanon	12.15%		
Troy	34.65%	Springfield	25.62%	Berlin	21.83%	Merrimack	17.84%	Allenstown	12.05%	Unincorporated Places	
Unity	34.65%	Bow	25.56%	Marlow	21.78%	Westmoreland	17.73%	Newbury	11.83%	<i>Atkinson and Gilmanton Academy Grant</i>	
Weare	34.63%	Webster	25.47%	Atkinson	21.78%	Newington	17.71%	Richmond	11.70%	<i>Bean's Grant</i>	
Middleton	34.55%	Pembroke	25.36%	Somersworth	21.77%	Surry	17.59%	Groton	10.91%	<i>Bean's Purchase</i>	
Bennington	34.26%	Plymouth	25.32%	Candia	21.68%	Andover	17.55%	Whitefield	10.45%	<i>Cambridge</i>	
New Hampton	32.76%	Orford	25.19%	Bridgewater	21.65%	Center Harbor	17.45%	Stark	10.23%	<i>Chandler's Purchase</i>	
Fitzwilliam	32.69%	Franconia	25.00%	Dublin	21.52%	Randolph	17.44%	Milton	10.13%	<i>Crawford's Purchase</i>	
Loudon	32.36%	Goshen	25.00%	Wakefield	21.45%	Marlborough	17.41%	Newport	10.07%	<i>Cutt's Grant</i>	
Acworth	32.31%	Greenville	25.00%	Errol	21.43%	Northfield	17.24%	Hanover	10.04%	<i>Dix's Grant</i>	
Sugar Hill	31.82%	Landaff	25.00%	Mason	21.37%	Lyme	17.00%	Dalton	9.85%	<i>Dixville</i>	
Hale's Location	31.15%	New London	25.00%	Newton	21.22%	New Boston	17.00%	Newmarket	9.58%	<i>Erving's Location</i>	
Epping	31.04%	Hancock	24.91%	Nottingham	21.18%	Northwood	16.90%	Sanbornton	9.31%	<i>Green's Grant</i>	
Walpole	30.47%	Hinsdale	24.79%	Campton	21.08%	Greenfield	16.88%	Peterborough	9.18%	<i>Hadley's Purchase</i>	
Warren	30.10%	Wentworth	24.64%	Dunbarton	21.00%	Lyman	16.84%	Lee	9.04%	<i>Kilkenny</i>	
Amherst	30.02%	Bethlehem	24.63%	Hillsborough	20.96%	New Durham	16.81%	Lincoln	8.09%	<i>Livermore</i>	
Sullivan	30.00%	Ossipee	24.46%	Epsom	20.95%	Swanzy	16.35%	Carroll	8.00%	<i>Low and Burbank's Grant</i>	
Jaffrey	29.95%	Lyndeborough	24.42%	Claremont	20.87%	Brookline	16.25%	Milton	7.12%	<i>Martin's Location</i>	
Charlestown	29.66%	Stratford	24.37%	New Castle	20.83%	Jackson	16.22%	Dummer	6.25%	<i>Millsfield</i>	
Rumney	29.38%	Stoddard	24.36%	Farmington	20.69%	Madison	16.00%	Northumberland	5.96%	<i>Odell</i>	
Deerfield	29.37%	Milford	24.31%	Tamworth	20.64%	Portsmouth	15.99%	Windsor	2.86%	<i>Pinkham's Grant</i>	
Hampstead	29.34%	Langdon	24.24%	Lempster	20.45%	Milan	15.65%	Henniker	2.38%	<i>Sargent's Purchase</i>	
East Kingston	29.06%	Bedford	24.17%	Hooksett	20.42%	Tilton	15.56%	Bartlett	0.00%	<i>Second College Grant</i>	
Wilmot	28.85%	Danbury	24.04%	Sandwich	20.32%	Monroe	15.46%	Hart's Location	0.00%	<i>Success</i>	
New Ipswich	28.66%	Canterbury	23.91%	Salem	20.14%	Concord	15.45%			<i>Thompson and Meserves Purchase</i>	
Bristol	28.61%	Stratham	23.86%	Hampton Falls	20.09%	Chesterfield	15.45%			<i>Wentworth's Location</i>	
Pelham	28.59%	Exeter	23.83%	Nashua	20.08%	Ashland	15.21%				
Kensington	28.48%	Derry	23.77%	Gilford	20.05%	Eaton	15.15%				
Belmont	28.45%	Tuftsboro	23.76%	Dorchester	20.00%	Sandown	14.91%				
South Hampton	28.41%	Pittsfield	23.73%	Rollinsford	20.00%	North Hampton	14.83%				
Gilmanton	28.33%	Sutton	23.73%	Boscawen	19.86%	Moultonborough	14.77%				
Deering	28.28%	Croydon	23.53%	Keene	19.73%	Shelburne	14.71%				
Londonderry	28.27%	Pittsburg	23.31%	Grantham	19.72%	Wolfeboro	14.60%				
Brookfield	28.26%	Bath	23.23%	Nelson	19.44%	Warner	14.39%				