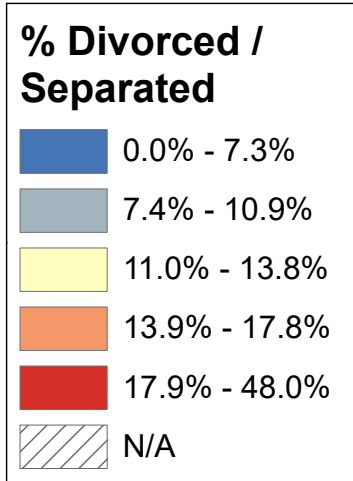
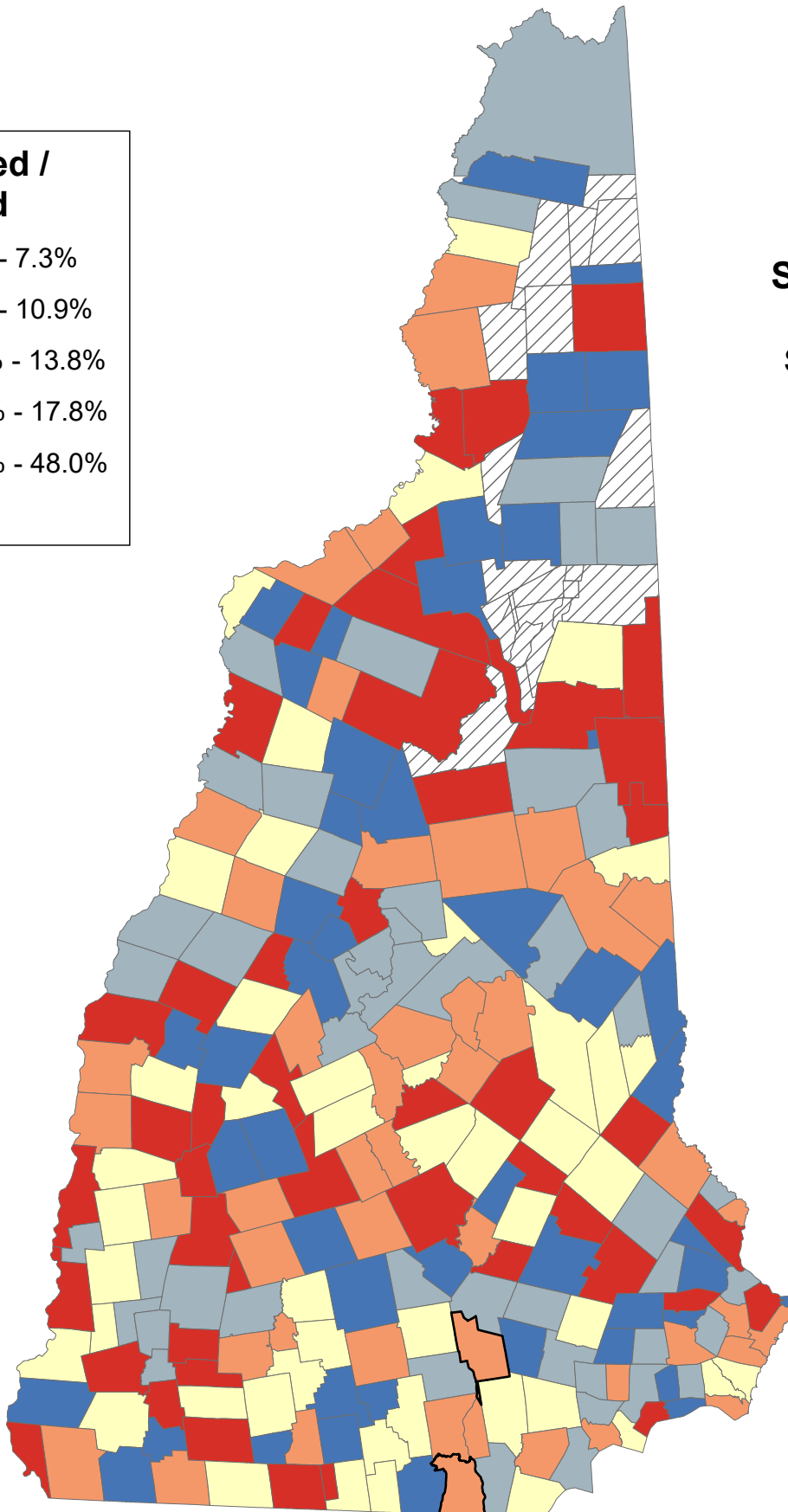


# Percentage of Population Age 65+ Years Divorced / Separated

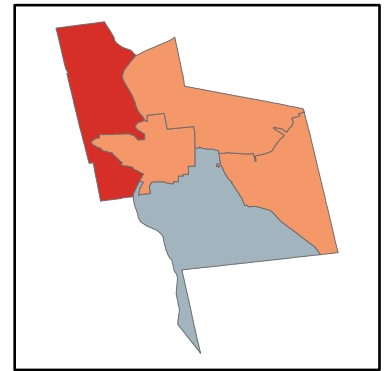


**State Average: 14.0%**

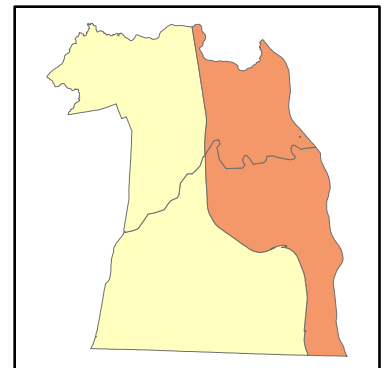
Source: ACS, 2012-2016



**Manchester Neighborhoods**



**Nashua Neighborhoods**



## % Divorced/Separated

Acworth	11.81%	Dalton	14.17%	Haverhill	17.92%	Nelson	20.35%	South Hampton	5.70%	<b>Manchester</b>	
Albany	10.92%	Danbury	16.13%	Hebron	3.13%	New Boston	14.48%	Springfield	0.94%	Central Manchester	14.76%
Alexandria	6.35%	Danville	15.42%	Henniker	7.14%	New Castle	5.77%	Stark	23.84%	Manchester: West	27.26%
Allenstown	19.51%	Deerfield	5.17%	Hill	8.87%	New Durham	13.65%	Stewartstown	8.38%	Manchester: South	10.88%
Alstead	11.42%	Deering	13.68%	Hillsborough	14.46%	New Hampton	10.83%	Stoddard	7.91%	Manchester: North	17.20%
Alton	13.60%	Derry	13.51%	Hinsdale	22.80%	New Ipswich	18.36%	Strafford	11.94%	Manchester: East	15.16%
Amherst	11.70%	Dorchester	14.63%	Holderness	8.46%	New London	12.79%	Stratford	15.38%		
Andover	12.88%	Dover	21.33%	Hollis	6.20%	Newbury	6.93%	Stratham	7.71%	<b>Nashua</b>	
Antrim	10.34%	Dublin	11.72%	Hooksett	10.64%	Newfields	3.21%	Sugar Hill	2.04%	Nashua: Zip 03060	16.02%
Ashland	7.41%	Dummer	6.25%	Hopkinton	16.83%	Newington	8.05%	Sullivan	9.30%	Nashua: Zip 03062	12.62%
Atkinson	14.16%	Dunbarton	10.12%	Hudson	9.91%	Newmarket	22.99%	Sunapee	19.73%	Nashua: Zip 03063	13.45%
Auburn	5.78%	Durham	6.19%	Jackson	12.54%	Newport	25.82%	Surry	11.83%	Nashua: Zip 03064	17.07%
Barnstead	11.90%	East Kingston	3.96%	Jaffrey	18.02%	Newton	19.22%	Sutton	5.45%		
Barrington	8.56%	Easton	15.38%	Jefferson	6.56%	North Hampton	16.94%	Swanzey	12.58%		
Bartlett	17.88%	Eaton	21.28%	Keene	18.89%	Northfield	20.62%	Tamworth	14.13%		
Bath	8.75%	Effingham	15.07%	Kensington	8.51%	Northumberland	18.85%	Temple	16.35%		
Bedford	8.97%	Ellsworth	5.41%	Kingston	10.82%	Northwood	22.83%	Thornton	4.84%	<b>Unincorporated Places</b>	
Belmont	15.73%	Enfield	18.04%	Laconia	17.50%	Nottingham	18.15%	Tilton	12.61%	<i>Atkinson and Gilmanton Academy Grant</i>	
Bennington	14.29%	Epping	4.76%	Lancaster	12.90%	Orange	22.50%	Troy	7.27%	<i>Bean's Grant</i>	
Benton	11.93%	Epsom	13.82%	Landaff	4.67%	Orford	14.10%	Tuftonboro	9.95%	<i>Bean's Purchase</i>	
Berlin	9.70%	Errol	20.43%	Langdon	8.73%	Ossipee	14.19%	Unity	11.67%	<i>Cambridge</i>	
Bethlehem	30.92%	Exeter	17.66%	Lebanon	10.34%	Pelham	12.41%	Wakefield	3.71%	<i>Chandler's Purchase</i>	
Boscawen	15.02%	Farmington	21.03%	Lee	8.95%	Pembroke	15.48%	Walpole	20.91%	<i>Crawford's Purchase</i>	
Bow	7.15%	Fitzwilliam	14.71%	Lempster	16.57%	Peterborough	12.06%	Warner	18.84%	<i>Cutt's Grant</i>	
Bradford	16.23%	Francestown	11.86%	Lincoln	20.00%	Piermont	10.82%	Warren	8.07%	<i>Dix's Grant</i>	
Brentwood	9.26%	Franconia	8.99%	Lisbon	17.77%	Pittsburg	9.09%	Washington	17.93%	<i>Dixville</i>	
Bridgewater	8.86%	Franklin	16.24%	Litchfield	15.56%	Pittsfield	21.04%	Waterville Valley	37.25%	<i>Erving's Location</i>	
Bristol	8.89%	Freedom	12.67%	Littleton	14.43%	Plainfield	22.74%	Weare	4.80%	<i>Green's Grant</i>	
Brookfield	8.52%	Fremont	4.42%	Londonderry	12.09%	Plaistow	13.51%	Webster	17.68%	<i>Hadley's Purchase</i>	
Brookline	11.06%	Gilford	16.06%	Loudon	12.40%	Plymouth	18.29%	Wentworth	13.25%	<i>Kilkenny</i>	
Campton	17.65%	Gilmanton	21.81%	Lyman	5.19%	Portsmouth	21.39%	Westmoreland	13.39%	<i>Livermore</i>	
Canaan	7.68%	Gilsum	8.11%	Lyme	13.16%	Randolph	6.29%	Whitefield	22.78%	<i>Low and Burbank's Grant</i>	
Candia	8.90%	Goffstown	11.39%	Lyndeborough	6.44%	Raymond	13.73%	Wilmot	19.88%	<i>Martin's Location</i>	
Canterbury	11.68%	Gorham	8.76%	Madbury	5.62%	Richmond	4.94%	Wilton	3.78%	<i>Millsfield</i>	
Carroll	3.32%	Goshen	18.70%	Madison	8.57%	Rindge	11.31%	Winchester	15.76%	<i>Odell</i>	
Center Harbor	13.19%	Grafton	12.20%	Manchester	17.48%	Rochester	16.30%	Windham	14.30%	<i>Pinkham's Grant</i>	
Charlestown	19.78%	Grantham	7.27%	Marlborough	30.08%	Rollinsford	16.54%	Windsor	48.00%	<i>Sargent's Purchase</i>	
Chatham	31.51%	Greenfield	11.74%	Marlow	8.00%	Roxbury	8.33%	Wolfeboro	6.55%	<i>Second College Grant</i>	
Chester	8.07%	Greenland	15.63%	Mason	13.40%	Rumney	8.66%	Woodstock	6.43%	<i>Success</i>	
Chesterfield	4.67%	Greenville	20.06%	Meredith	10.78%	Rye	16.45%			<i>Thompson and Meserves Purchase</i>	
Chichester	6.86%	Groton	4.49%	Merrimack	14.24%	Salem	9.21%			<i>Wentworth's Location</i>	
Claremont	15.07%	Hale's Location	6.42%	Middleton	13.78%	Salisbury	13.33%				
Clarksville	4.29%	Hampstead	9.20%	Milan	6.94%	Sanbornton	17.50%				
Colebrook	12.03%	Hampton	11.80%	Milford	12.52%	Sandown	7.72%				
Columbia	17.07%	Hampton Falls	13.33%	Milton	4.55%	Sandwich	14.18%				
Concord	21.43%	Hancock	17.76%	Monroe	12.64%	Seabrook	17.26%				
Conway	21.34%	Hanover	10.41%	Mont Vernon	5.59%	Sharon	5.61%				
Cornish	14.19%	Harrisville	18.71%	Moultonborough	7.31%	Shelburne	10.58%				
Croydon	11.11%	Hart's Location	25.00%	Nashua	14.42%	Somersworth	10.06%				

## % Divorced/Separated (Ranked)

Windsor	48.00%	Exeter	17.66%	New Durham	13.65%	Shelburne	10.58%	Chichester	6.86%	<b>Manchester</b>	
Waterville Valley	37.25%	Campton	17.65%	Alton	13.60%	Hanover	10.41%	Jefferson	6.56%	Manchester: West	27.26%
Chatham	31.51%	Sanbornton	17.50%	Plaistow	13.51%	Lebanon	10.34%	Wolfeboro	6.55%	Manchester: North	17.20%
Bethlehem	30.92%	Laconia	17.50%	Derry	13.51%	Antrim	10.34%	Lyndeborough	6.44%	Manchester: East	15.16%
Marlborough	30.08%	Manchester	17.48%	Mason	13.40%	Dunbarton	10.12%	Woodstock	6.43%	Central Manchester	14.76%
Newport	25.82%	Seabrook	17.26%	Westmoreland	13.39%	Somersworth	10.06%	Hale's Location	6.42%	Manchester: South	10.88%
Hart's Location	25.00%	Columbia	17.07%	Hampton Falls	13.33%	Tuftonboro	9.95%	Alexandria	6.35%		
Stark	23.84%	North Hampton	16.94%	Salisbury	13.33%	Hudson	9.91%	Randolph	6.29%	<b>Nashua</b>	
Newmarket	22.99%	Hopkinton	16.83%	Wentworth	13.25%	Berlin	9.70%	Dummer	6.25%	Nashua: Zip 03064	17.07%
Northwood	22.83%	Lempster	16.57%	Center Harbor	13.19%	Sullivan	9.30%	Hollis	6.20%	Nashua: Zip 03060	16.02%
Hinsdale	22.80%	Rollinsford	16.54%	Lyme	13.16%	Brentwood	9.26%	Durham	6.19%	Nashua: Zip 03063	13.45%
Whitefield	22.78%	Rye	16.45%	Lancaster	12.90%	Salem	9.21%	Auburn	5.78%	Nashua: Zip 03062	12.62%
Plainfield	22.74%	Temple	16.35%	Andover	12.88%	Hampstead	9.20%	New Castle	5.77%		
Orange	22.50%	Rochester	16.30%	New London	12.79%	Pittsburg	9.09%	South Hampton	5.70%		
Gilmanton	21.81%	Franklin	16.24%	Freedom	12.67%	Franconia	8.99%	Madbury	5.62%		
Concord	21.43%	Bradford	16.23%	Monroe	12.64%	Bedford	8.97%	Sharon	5.61%		
Portsmouth	21.39%	Danbury	16.13%	Tilton	12.61%	Lee	8.95%	Mont Vernon	5.59%	<b>Unincorporated Places</b>	
Conway	21.34%	Gilford	16.06%	Swanzey	12.58%	Candia	8.90%	Sutton	5.45%	<i>Atkinson and Gilmanton Academy Grant</i>	
Dover	21.33%	Winchester	15.76%	Jackson	12.54%	Bristol	8.89%	Ellsworth	5.41%	<i>Bean's Grant</i>	
Eaton	21.28%	Belmont	15.73%	Milford	12.52%	Hill	8.87%	Lyman	5.19%	<i>Bean's Purchase</i>	
Pittsfield	21.04%	Greenland	15.63%	Pelham	12.41%	Bridgewater	8.86%	Deerfield	5.17%	<i>Cambridge</i>	
Farmington	21.03%	Litchfield	15.56%	Loudon	12.40%	Gorham	8.76%	Richmond	4.94%	<i>Chandler's Purchase</i>	
Walpole	20.91%	Pembroke	15.48%	Grafton	12.20%	Bath	8.75%	Wilton	4.84%	<i>Crawford's Purchase</i>	
Northfield	20.62%	Danville	15.42%	Londonderry	12.09%	Langdon	8.73%	Weare	4.80%	<i>Cutt's Grant</i>	
Errol	20.43%	Easton	15.38%	Peterborough	12.06%	Rumney	8.66%	Epping	4.76%	<i>Dix's Grant</i>	
Nelson	20.35%	Stratford	15.38%	Colebrook	12.03%	Madison	8.57%	Landaff	4.67%	<i>Dixville</i>	
Greenville	20.06%	Effingham	15.07%	Strafford	11.94%	Barrington	8.56%	Chesterfield	4.67%	<i>Erving's Location</i>	
Lincoln	20.00%	Claremont	15.07%	Benton	11.93%	Brookfield	8.52%	Milton	4.55%	<i>Green's Grant</i>	
Wilnot	19.88%	Boscawen	15.02%	Barnstead	11.90%	Kensington	8.51%	Groton	4.49%	<i>Hadley's Purchase</i>	
Charlestown	19.78%	Fitzwilliam	14.71%	Francestown	11.86%	Holderness	8.46%	Fremont	4.42%	<i>Kilkenny</i>	
Sunapee	19.73%	Dorchester	14.63%	Surry	11.83%	Stewartstown	8.38%	Clarksville	4.29%	<i>Livermore</i>	
Allenstown	19.51%	New Boston	14.48%	Acworth	11.81%	Roxbury	8.33%	East Kingston	3.96%	<i>Low and Burbank's Grant</i>	
Newton	19.22%	Hillsborough	14.46%	Hampton	11.80%	Gilsum	8.11%	Wilton	3.78%	<i>Martin's Location</i>	
Keene	18.89%	Littleton	14.43%	Greenfield	11.74%	Warren	8.07%	Wakefield	3.71%	<i>Millsfield</i>	
Northumberland	18.85%	Nashua	14.42%	Dublin	11.72%	Chester	8.07%	Carroll	3.32%	<i>Odell</i>	
Warner	18.84%	Windham	14.30%	Amherst	11.70%	Newington	8.05%	Newfields	3.21%	<i>Pinkham's Grant</i>	
Harrisville	18.71%	Bennington	14.29%	Canterbury	11.68%	Marlow	8.00%	Hebron	3.13%	<i>Sargent's Purchase</i>	
Goshen	18.70%	Merrimack	14.24%	Unity	11.67%	Stoddard	7.91%	Sugar Hill	2.04%	<i>Second College Grant</i>	
New Ipswich	18.36%	Ossipee	14.19%	Alstead	11.42%	Sandown	7.72%	Springfield	0.94%	<i>Success</i>	
Plymouth	18.29%	Cornish	14.19%	Goffstown	11.39%	Stratham	7.71%			<i>Thompson and Meserves Purchase</i>	
Nottingham	18.15%	Sandwich	14.18%	Rindge	11.31%	Canaan	7.68%			<i>Wentworth's Location</i>	
Enfield	18.04%	Dalton	14.17%	Croydon	11.11%	Ashland	7.41%				
Jaffrey	18.02%	Atkinson	14.16%	Brookline	11.06%	Moultonborough	7.31%				
Washington	17.93%	Tamworth	14.13%	Albany	10.92%	Troy	7.27%				
Haverhill	17.92%	Orford	14.10%	New Hampton	10.83%	Grantham	7.27%				
Bartlett	17.88%	Epsom	13.82%	Piermont	10.82%	Bow	7.15%				
Lisbon	17.77%	Middleton	13.78%	Kingston	10.82%	Henniker	7.14%				
Hancock	17.76%	Raymond	13.73%	Meredith	10.78%	Milan	6.94%				
Webster	17.68%	Deering	13.68%	Hooksett	10.64%	Newbury	6.93%				