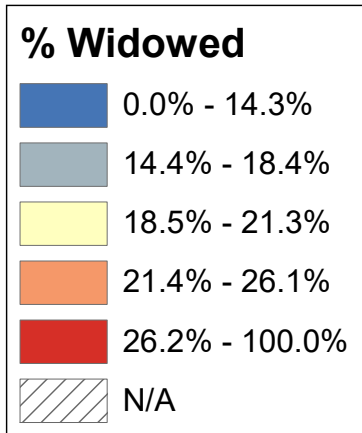
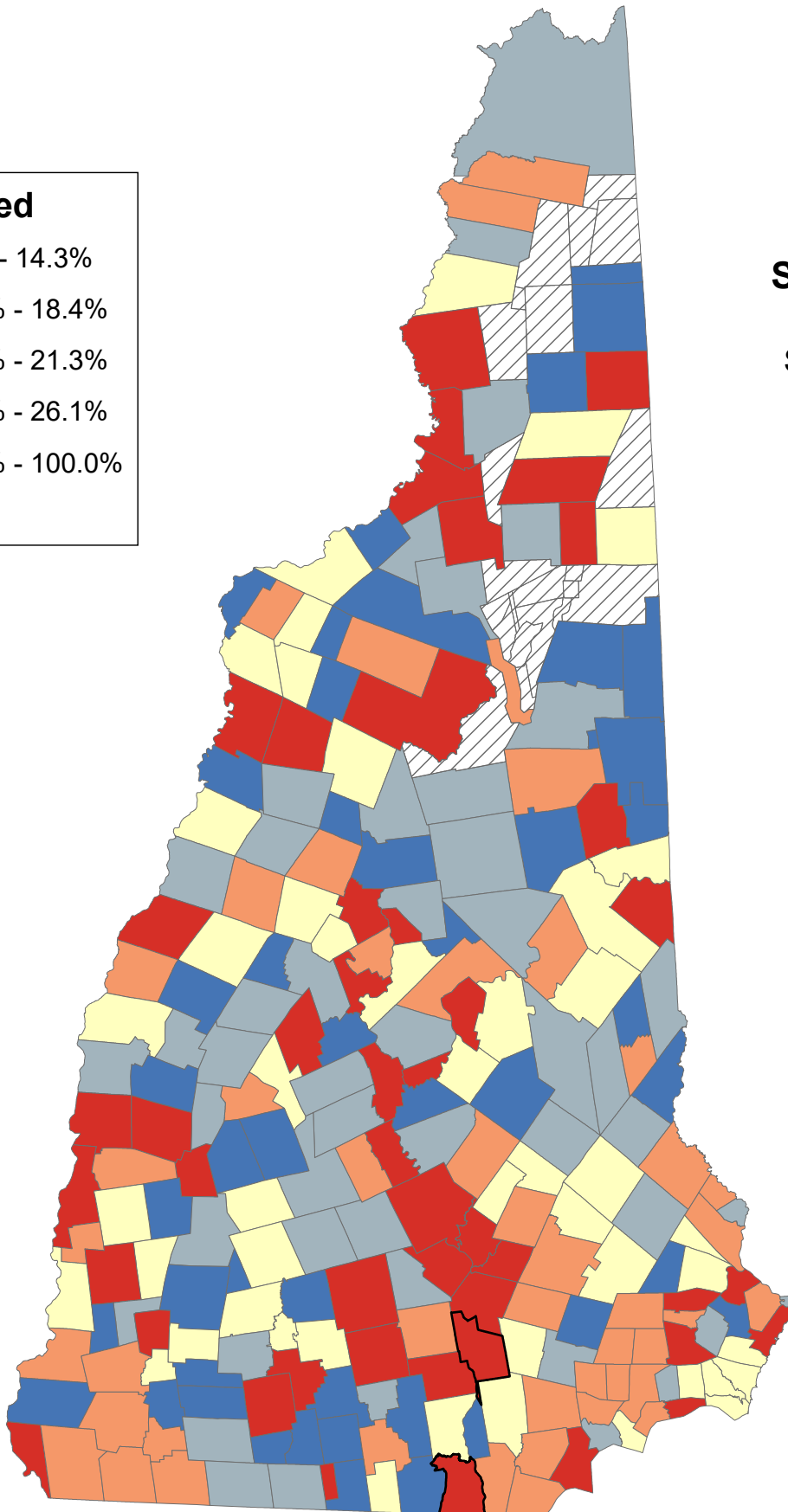


Percentage of Population Age 65+ Years Widowed

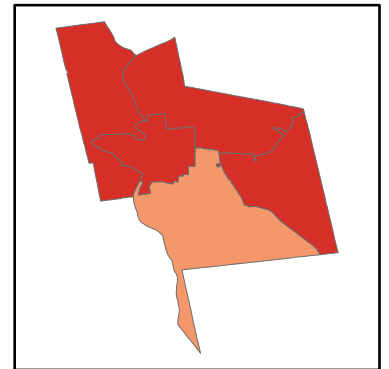


State Average: 22.9%

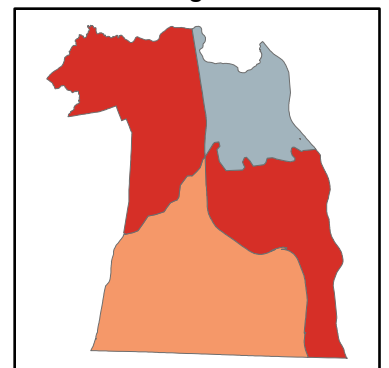
Source: ACS, 2012-2016



Manchester Neighborhoods



Nashua Neighborhoods



% Widowed

Acworth	18.99%	Dalton	13.77%	Haverhill	31.01%	Nelson	20.35%	South Hampton	28.48%	Manchester	
Albany	22.69%	Danbury	29.68%	Hebron	19.64%	New Boston	27.41%	Springfield	14.62%	Central Manchester	27.57%
Alexandria	16.14%	Danville	22.11%	Henniker	16.39%	New Castle	18.41%	Stark	14.57%	Manchester: West	29.85%
Allenstown	29.62%	Deerfield	24.14%	Hill	11.82%	New Durham	17.59%	Stewartstown	24.25%	Manchester: South	21.71%
Alstead	26.74%	Deering	14.33%	Hillsborough	18.83%	New Hampton	19.40%	Stoddard	8.70%	Manchester: North	29.05%
Alton	16.05%	Derry	24.10%	Hinsdale	27.36%	New Ipswich	17.27%	Strafford	20.16%	Manchester: East	29.56%
Amherst	14.28%	Dorchester	24.39%	Holderness	15.67%	New London	25.65%	Stratford	34.62%		
Andover	16.10%	Dover	24.97%	Hollis	10.48%	Newbury	12.39%	Stratham	17.08%	Nashua	
Antrim	21.12%	Dublin	8.42%	Hooksett	26.44%	Newfields	21.39%	Sugar Hill	12.24%	Nashua: Zip 03060	31.90%
Ashland	28.15%	Dummer	12.50%	Hopkinton	16.73%	Newington	30.46%	Sullivan	27.91%	Nashua: Zip 03062	24.59%
Atkinson	15.40%	Dunbarton	15.18%	Hudson	23.42%	Newmarket	35.12%	Sunapee	18.11%	Nashua: Zip 03063	26.32%
Auburn	18.48%	Durham	18.99%	Jackson	6.90%	Newport	27.44%	Surry	11.24%	Nashua: Zip 03064	16.71%
Barnstead	17.62%	East Kingston	17.82%	Jaffrey	15.32%	Newton	21.69%	Sutton	12.80%		
Barrington	15.44%	Easton	2.56%	Jefferson	26.23%	North Hampton	19.34%	Swanzey	22.74%		
Bartlett	15.27%	Eaton	10.64%	Keene	24.09%	Northfield	13.23%	Tamworth	0.00%		
Bath	20.42%	Effingham	27.40%	Kensington	18.84%	Northumberland	34.37%	Temple	13.46%		
Bedford	31.50%	Ellsworth	13.51%	Kingston	21.54%	Northwood	18.90%	Thornton	14.53%	Unincorporated Places	
Belmont	18.54%	Enfield	9.78%	Laconia	31.48%	Nottingham	18.69%	Tilton	34.11%	<i>Atkinson and Gilmanton Academy Grant</i>	
Bennington	18.72%	Epping	25.34%	Lancaster	35.36%	Orange	11.25%	Troy	23.84%	<i>Bean's Grant</i>	
Benton	30.68%	Epsom	23.39%	Landaff	19.63%	Orford	20.94%	Tuftonboro	21.57%	<i>Bean's Purchase</i>	
Berlin	34.00%	Errol	13.98%	Langdon	21.43%	Ossipee	20.02%	Unity	24.72%	<i>Cambridge</i>	
Bethlehem	10.03%	Exeter	27.49%	Lebanon	23.21%	Pelham	25.90%	Wakefield	16.59%	<i>Chandler's Purchase</i>	
Boscawen	34.79%	Farmington	15.11%	Lee	13.16%	Pembroke	32.13%	Walpole	21.05%	<i>Crawford's Purchase</i>	
Bow	31.89%	Fitzwilliam	21.95%	Lempster	12.57%	Peterborough	26.59%	Warner	16.43%	<i>Cutt's Grant</i>	
Bradford	19.71%	Francestown	20.55%	Lincoln	32.63%	Piermont	13.92%	Warren	17.39%	<i>Dix's Grant</i>	
Brentwood	24.86%	Franconia	21.74%	Lisbon	19.83%	Pittsburg	14.39%	Washington	16.73%	<i>Dixville</i>	
Bridgewater	22.15%	Franklin	27.61%	Litchfield	12.00%	Pittsfield	20.85%	Waterville Valley	17.65%	<i>Erving's Location</i>	
Bristol	27.52%	Freedom	19.41%	Littleton	18.50%	Plainfield	20.97%	Weare	37.22%	<i>Erving's Grant</i>	
Brookfield	5.68%	Fremont	21.40%	Londonderry	19.18%	Plaistow	20.51%	Webster	25.40%	<i>Hadley's Purchase</i>	
Brookline	20.85%	Gilford	19.61%	Loudon	22.20%	Plymouth	47.21%	Wentworth	15.38%	<i>Kilkenny</i>	
Campton	7.61%	Gilmanton	8.09%	Lyman	25.19%	Portsmouth	26.07%	Westmoreland	22.83%	<i>Livermore</i>	
Canaan	18.65%	Gilsum	15.32%	Lyme	14.68%	Randolph	14.69%	Whitefield	17.77%	<i>Low and Burbank's Grant</i>	
Candia	21.53%	Goffstown	21.53%	Lyndeborough	7.98%	Raymond	11.87%	Wilmot	19.88%	<i>Martin's Location</i>	
Canterbury	15.74%	Gorham	29.38%	Madbury	19.66%	Richmond	24.69%	Wilton	10.84%	<i>Millsfield</i>	
Carroll	18.01%	Goshen	26.83%	Madison	31.63%	Rindge	16.29%	Winchester	24.79%	<i>Odell</i>	
Center Harbor	11.91%	Grafton	16.10%	Manchester	28.04%	Rochester	23.51%	Windham	22.87%	<i>Pinkham's Grant</i>	
Charlestown	27.89%	Grantham	14.71%	Marlborough	13.55%	Rollinsford	17.57%	Windsor	0.00%	<i>Sargent's Purchase</i>	
Chatham	10.96%	Greenfield	27.52%	Marlow	19.33%	Roxbury	19.44%	Wolfeboro	20.85%	<i>Second College Grant</i>	
Chester	17.82%	Greenland	13.78%	Mason	13.88%	Rumney	22.02%	Woodstock	20.71%	<i>Success</i>	
Chesterfield	9.70%	Greenville	29.01%	Meredith	23.44%	Rye	29.01%			<i>Thompson and Meserves Purchase</i>	
Chichester	18.73%	Groton	19.10%	Merrimack	18.96%	Salem	27.38%			<i>Wentworth's Location</i>	
Claremont	32.63%	Hale's Location	8.26%	Middleton	21.94%	Salisbury	14.76%				
Clarksville	24.29%	Hampstead	26.03%	Milan	21.30%	Sanbornton	15.00%				
Colebrook	17.59%	Hampton	20.74%	Milford	24.04%	Sandown	23.52%				
Columbia	20.12%	Hampton Falls	20.28%	Milton	12.26%	Sandwich	14.68%				
Concord	28.03%	Hancock	18.42%	Monroe	11.54%	Seabrook	20.63%				
Conway	14.07%	Hanover	28.54%	Mont Vernon	15.53%	Sharon	13.08%				
Cornish	15.22%	Harrisville	12.23%	Moultonborough	17.19%	Shelburne	21.15%				
Croydon	12.04%	Hart's Location	25.00%	Nashua	26.08%	Somersworth	22.63%				

% Widowed (Ranked)

Plymouth	47.21%	New London	25.65%	Orford	20.94%	Waterville Valley	17.65%	Marlborough	13.55%	Manchester	
Weare	37.22%	Webster	25.40%	Wolfeboro	20.85%	Barnstead	17.62%	Ellsworth	13.51%	Manchester: West	29.85%
Lancaster	35.36%	Epping	25.34%	Brookline	20.85%	Colebrook	17.59%	Temple	13.46%	Manchester: East	29.56%
Newmarket	35.12%	Lyman	25.19%	Pittsfield	20.85%	New Durham	17.59%	Northfield	13.23%	Manchester: North	29.05%
Boscawen	34.79%	Hart's Location	25.00%	Hampton	20.74%	Rollinsford	17.57%	Lee	13.16%	Central Manchester	27.57%
Strafford	34.62%	Dover	24.97%	Woodstock	20.71%	Warren	17.39%	Sharon	13.08%	Manchester: South	21.71%
Northumberland	34.37%	Brentwood	24.86%	Seabrook	20.63%	New Ipswich	17.27%	Sutton	12.80%		
Tilton	34.11%	Winchester	24.79%	Francestown	20.55%	Moultonborough	17.19%	Lempster	12.57%	Nashua	
Berlin	34.00%	Unity	24.72%	Plaistow	20.51%	Stratham	17.08%	Dummer	12.50%	Nashua: Zip 03060	31.90%
Lincoln	32.63%	Richmond	24.69%	Bath	20.42%	Washington	16.73%	Newbury	12.39%	Nashua: Zip 03063	26.32%
Claremont	32.63%	Dorchester	24.39%	Nelson	20.35%	Hopkinton	16.73%	Milton	12.26%	Nashua: Zip 03062	24.59%
Pembroke	32.13%	Clarksville	24.29%	Hampton Falls	20.28%	Wakefield	16.59%	Sugar Hill	12.24%	Nashua: Zip 03064	16.71%
Bow	31.89%	Stewartstown	24.25%	Strafford	20.16%	Warner	16.43%	Harrisville	12.23%		
Madison	31.63%	Deerfield	24.14%	Columbia	20.12%	Henniker	16.39%	Croydon	12.04%		
Bedford	31.50%	Derry	24.10%	Ossipee	20.02%	Rindge	16.29%	Litchfield	12.00%		
Laconia	31.48%	Keene	24.09%	Wilmot	19.88%	Alexandria	16.14%	Center Harbor	11.91%		
Haverhill	31.01%	Milford	24.04%	Lisbon	19.83%	Andover	16.10%	Raymond	11.87%	Unincorporated Places	
Benton	30.68%	Troy	23.84%	Bradford	19.71%	Grafton	16.10%	Hill	11.82%	<i>Atkinson and Gilmanton Academy Grant</i>	
Newington	30.46%	Sandown	23.52%	Madbury	19.66%	Alton	16.05%	Monroe	11.54%	<i>Bean's Grant</i>	
Danbury	29.68%	Rochester	23.51%	Hebron	19.64%	Canterbury	15.74%	Orange	11.25%	<i>Bean's Purchase</i>	
Allenstown	29.62%	Meredith	23.44%	Landaff	19.63%	Holderness	15.67%	Surry	11.24%	<i>Cambridge</i>	
Gorham	29.38%	Hudson	23.42%	Gilford	19.61%	Mont Vernon	15.53%	Chatham	10.96%	<i>Chandler's Purchase</i>	
Greenville	29.01%	Epsom	23.39%	Roxbury	19.44%	Barrington	15.44%	Lyndeborough	10.84%	<i>Crawford's Purchase</i>	
Rye	29.01%	Lebanon	23.21%	Freedom	19.41%	Atkinson	15.40%	Eaton	10.64%	<i>Cutt's Grant</i>	
Hanover	28.54%	Windham	22.87%	New Hampton	19.40%	Wentworth	15.38%	Hollis	10.48%	<i>Dix's Grant</i>	
South Hampton	28.48%	Westmoreland	22.83%	North Hampton	19.34%	Jaffrey	15.32%	Bethlehem	10.03%	<i>Dixville</i>	
Ashland	28.15%	Swanzey	22.74%	Marlow	19.33%	Gilsum	15.32%	Enfield	9.78%	<i>Erving's Location</i>	
Manchester	28.04%	Albany	22.69%	Londonderry	19.18%	Bartlett	15.27%	Chesterfield	9.70%	<i>Green's Grant</i>	
Concord	28.03%	Somersworth	22.63%	Groton	19.10%	Cornish	15.22%	Stoddard	8.70%	<i>Hadley's Purchase</i>	
Sullivan	27.91%	Loudon	22.20%	Durham	18.99%	Dunbarton	15.18%	Dublin	8.42%	<i>Kilkenny</i>	
Charlestown	27.89%	Bridgewater	22.15%	Acworth	18.99%	Farmington	15.11%	Hale's Location	8.26%	<i>Livermore</i>	
Franklin	27.61%	Danville	22.11%	Merrimack	18.96%	Sanbornton	15.00%	Gilmanton	8.09%	<i>Low and Burbank's Grant</i>	
Bristol	27.52%	Rumney	22.02%	Northwood	18.90%	Salisbury	14.76%	Lyndeborough	7.98%	<i>Martin's Location</i>	
Greenfield	27.52%	Fitzwilliam	21.95%	Kensington	18.84%	Grantham	14.71%	Campton	7.61%	<i>Millsfield</i>	
Exeter	27.49%	Middleton	21.94%	Hillsborough	18.83%	Randolph	14.69%	Jackson	6.90%	<i>Odell</i>	
Newport	27.44%	Franconia	21.74%	Chichester	18.73%	Lyme	14.68%	Brookfield	5.68%	<i>Pinkham's Grant</i>	
New Boston	27.41%	Newton	21.69%	Bennington	18.72%	Sandwich	14.68%	Easton	2.56%	<i>Sargent's Purchase</i>	
Eppingham	27.40%	Tuftonboro	21.57%	Nottingham	18.69%	Springfield	14.62%	Tamworth	0.00%	<i>Second College Grant</i>	
Salem	27.38%	Kingston	21.54%	Canaan	18.65%	Stark	14.57%	Windsor	0.00%	<i>Success</i>	
Hinsdale	27.36%	Goffstown	21.53%	Belmont	18.54%	Thornton	14.53%			<i>Thompson and Meserves Purchase</i>	
Goshen	26.83%	Candia	21.53%	Littleton	18.50%	Pittsburg	14.39%			<i>Wentworth's Location</i>	
Alstead	26.74%	Langdon	21.43%	Auburn	18.48%	Deering	14.33%				
Peterborough	26.59%	Fremont	21.40%	Hancock	18.42%	Amherst	14.28%				
Hooksett	26.44%	Newfields	21.39%	New Castle	18.41%	Conway	14.07%				
Jefferson	26.23%	Milan	21.30%	Sunapee	18.11%	Errol	13.98%				
Nashua	26.08%	Shelburne	21.15%	Carroll	18.01%	Piermont	13.92%				
Portsmouth	26.07%	Antrim	21.12%	East Kingston	17.82%	Mason	13.88%				
Hampstead	26.03%	Walpole	21.05%	Chester	17.82%	Greenland	13.78%				
Pelham	25.90%	Plainfield	20.97%	Whitefield	17.77%	Dalton	13.77%				